

Fall Amish Country Couples Tour³²

October 7-18, 2020

Join Lori and her husband Glen, for a trip of a lifetime. Visit the Amish and learn of their lifestyle in Lancaster County, Pennsylvania. Enjoy the hearty, made from scratch, traditional Amish cuisine and see the excellent examples of craftsmanship



and quality from quilts to clocks. From there we will take in the succulent scents of chocolate in the town of Hershey and experience the German heritage of the early Pennsylvania Dutch at the Landis Valley Museum. From Lancaster County we head east to Gettysburg for some



very interesting history and beautiful fall colors. Our tour culminates in the historical richness found within one square mile in Philadelphia's historic district.



Trip includes all planned activities, flights, accommodation double occupancy, all breakfasts and dinners, tours, admissions, show tickets and transportation. All you need is lunch and spending money. Couple approved and singles welcome.

\$4600 Cdn per person

Call today to book or for more information.

780-464-9697

Check www.loriscountrycottage.com/travel



Interested in travelling with us?
Join us for an evening to familiarize yourself with our trip.

7 pm

Wednesday February 19, 2020

Lori's Country Cottage

RSVP Required 780-464-9697 or at
www.loriscountrycottage.com/travel



Winter Classes 2020



Table of Contents

Accuquilt Rental.....	30	One Block Wonder.....	13
Annual Schoolhouse.....	28	Passages.....	14
Arabian Nights	7	Pillowcases.....	14
Barb's UFO.....	7	Quilt Canada.....	28
Basics of Quilting.....	6	Quilter's Events.....	27
Beyond the Basics.....	6	• From Concept to Quilt: The	
Beach Bums.....	8	Story of Fabric	
Bordered Placemats.....	8	• Brett Lewis, Stag & Thistle	
Cactus Flower Table Runner.....	9	Quilter's Travel.....	32
Class Pass.....	4	Quilters Trek.....	29
Elephant Abstractions.....	9	Quilting Sale.....	28
English Paper Piecing Club.....	21	Ruler Wrap.....	15
Eternity.....	10	Scrap Lovers.....	24
Farm Girl Vintage.....	10	Sewing Machine Repair.....	31
Frazzled Friday Club.....	22	Sit 'n Sew.....	24
Hand Appliqué.....	21	Store Policies.....	5
Hexi Magic.....	11	Sunflower.....	15
Judy's Junkies.....	22	Trim & Bind Your Quilt.....	16
Laura Heine Collage.....	11	Tucker University.....	19-20
Log Cabin Quilters Club.....	22	Two Color Bargello.....	16
Longest Day of the Year.....	28	UFO/Scrap Daze.....	24
Machine Embroidery Club.....	23	Under Cover.....	17
Make-Up/Sewing Bag.....	12	Watermelon Placemats.....	17
Marvelous Minis.....	23	Westalee Ruler Roll.....	18
Migrating Geese.....	12	Winter Retreat.....	29
Monthly Savings Day.....	18	Wool Stitchers Club.....	25
No Rules.....	13		



The best way to tell if you're
a fabric addict is to check
your stash. If you can see
the ceiling,
it's not
that bad.



©2014 Leslie Moak Murray

Winter Sewing Retreat

February 21-23, 2020
Providence Renewal Center
Edmonton

3 days 2 nights of fun & sewing!


Option 1

\$290 Double occupancy
\$25 Single supplement
(single room has shared bathroom)

Option 2

\$195 Sew all day
Sleep at home

All meals included



Sewing Machine Clinic



When your sewing machine is due for a tune-up ...
The second Thursday of each month a sewing
machine repairman visits Lori's Country Cottage.
Bring your machine in before close the Tuesday
before the 2nd Thursday and pick it up all
healthy Thursday evening.

Regular Service \$135
Sergers Service \$140



Travel with Lori's Country Cottage

When you travel with Lori's Country Cottage you'll travel
with confidence, knowing that your journey has been
meticulously planned. For those that like to arrive early, we
plan a special tour prior to embarking on our cruises.

Watch our website for new itineraries!





Would you like to take a class but the 30
time doesn't work with your schedule?
Choose a class and we will try to
accommodate you and 4 friends.

All we need is your group of 5!

This is a great idea for a birthday party
or just a get together.

Events at a Glance

Clean out Your Closet Custom Machine Quilting Sale	January 2-February 2
Class Premiere	January 11
Amish Trip Meeting	February 19
From Concept to Quilt: The Story of Fabric	February 7
Winter Retreat	February 21-23
Schoolhouse	March 20
Stag & Thistle Fabric Launch &	April 28
Longest Day of the Year Sale	June 12-13
Quilt Canada	June 18-20
Made in Canada	July 2-August 1

Block of the Month

Lori's Country Cottage has over 10 years of experience and expertise maintaining Block of the Month programs. By splitting each program into monthly attainable goals, you can make a quilt on a budget and learn new skills with a feeling of accomplishment. We offer over 25 gorgeous quilts, eliminating the difficult choices for fabric, saving you time, money, and the leg work. We invite you to check out all our programs. Join anytime and create on your own schedule. We are always looking for new programs, so check back!



Call or drop by the store for
more information. Check out
these programs on-line at
www.loriscountrycottage.com



GET A CLASS PASS!

On Sale until January 31, 2020

Gold Class Pass \$100

*valid for 3 classes each valued under \$100

Platinum Class Pass \$175

*valid for all the classes you want!



*Lori's reserves the right to revoke a Class Pass if two sessions are missed.

*Class Passes are not valid for any Club or Event, are non-transferable and cannot be combined with any other offer.

*Registration on our extended classes only receive a discount with the Class Pass

*Only valid for the initial session taken of Tucker University Classes

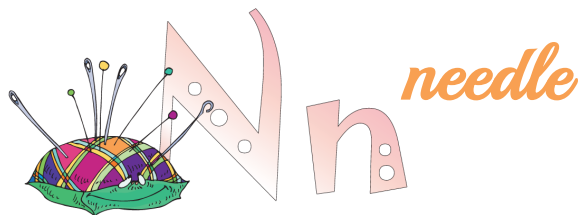
Valid until June 30, 2020

We want to help you celebrate!

Receive 20% off
your purchases*
the day before,
day of and the
day after your
birthday.

Happy Birthday to you!


*Cannot be combined with any other offer.



NEW SHOPPING ADVENTURE FOR QUILTERS!

29

Visit participating quilt shops this summer to collect FREE patterns.



Quilters Trek Nine Patch Navigators

Alaska,
Oregon,
Washington

Alberta, British Columbia,
Saskatchewan, Manitoba

Idaho, Montana, North Dakota,
South Dakota, Nebraska, Wyoming

While supplies last, purchase a true blue Quilters Trek kit in participating stores and find a collectible Quilters Trek token inside. 64 RXR areas have been combined and re-divided into 4 Quilters Trek

**2020 color
is blue!**



areas. Each area has seven unique tokens to collect and trade! Just for fun ... a few kits at each store have Golden Tokens tucked inside. The new quilt challenge will be twice the fun! Two participants from each store will win a stack of 15 fat quarters for their challenge quilts! 64 RXR Facebook pages have been combined into only 4 Quilters Trek Facebook pages! Follow them all to keep up with the fun!



Quilters Trek A Color Guided Shopping Adventure

MAY 22-AUGUST 3, 2020

Did you know you can cut 50 - 2½" strips in minutes?

Rent our Accucut machine and cut your project or scraps into strips in no time at all!! Cut up to 10 layers at a time!

Call for more information or to book.

780-464-9697



All students receive a 15% discount
for quilting their class projects!*

*Winter class projects must be submitted for quilting prior to June 30, 2020



Longest Day of the Year Sale June 12 & 13*


Friday June 12	Saturday June 13
10 am - 5 pm 15% off	7 am - 8 am 40% off
7 pm - 8 pm 20% off	8 am - 9 am 35% off
8 pm - 9 pm 25% off	9 am - 10 am 20% off
9 pm - 10 pm 30% off	10 am - 5 pm 15% off
10 pm - 11 pm 35% off	
11 pm - midnight 40% off	

Fabric 1 m min cut ~ NO HOLDS

Sale applies to all regular priced, in-stock merchandise including notions and batting. Batting needs to be paid for the day of the sale for pickup at a later date.

Store is closed Friday, June 12 from 5 - 7 pm

**New date so you are able to enjoy Quilt Canada*







Store Policies

Please Read carefully before registering for classes.

- To guarantee your place in a class, payment must be made at the time of registration. Phone registrations are accepted with Visa or Mastercard.
- If you are unable to attend a class, you may ask a friend to take your place. **There are no refunds on registration fees.** Class Pass exempt.
- If minimum enrollment is not met, we reserve the right to cancel the class. In this case a full tuition refund will be given.
- If there is no orientation, it is your responsibility to ensure that you get a list of materials or a pre-class homework list.
- Lori's Country Cottage aims to keep the cost of classes down so we require that your supplies be purchased from Lori's Country Cottage.
- Do not purchase your materials until the class has minimum enrollment.
- Due to copyright laws, class participants are required to have the pattern or book if applicable.
- No children, babies or guests in class. Teens 16 years and older are welcome in our adult classes.
- Please leave the store number at home for emergencies and have your cell phone turned off during class.
- Please be prompt for on-time start to classes and attend all sessions.
- All classes held at Lori's Country Cottage require that you supply your own:

- Sewing Machine
- Sewing Kit
- Rotary cutter
- Rotary Cutting Mat
- 6" x 24" ruler

Class Standards		
Beginner		Some knowledge of a sewing machine.
Advanced Beginner		Have taken a beginner class and is ready to try new projects.
Intermediate		Has made several projects and is comfortable learning new techniques.
Challenging		Ready to try something difficult.

The first session of each class is usually an orientation class (ORT). The ORT is planned to give the students time with the instructor to assist them in selecting the materials and tools required for a class and often prep work. All supplies purchased at the ORT will qualify for a **20% discount**.

Beginner Quilting

6

Basics of Quilting

Gail Schaffler

\$135



This course is perfect for anyone who wants to learn to quilt or for those that need a refresher. A list of the required supplies is provided at ORT. During the first 3 classes, students learn to read a pattern, rotary cutting, block construction, quilt assembly and how to properly attach borders. In the last class, students sew binding samples with the traditional hand sewn binding, the 2 color machine sewn binding and a sample learning to join binding ends on a quilt. Some homework is required.



ORT Thu Jan 30 6 - 9 pm
Classes Thu Feb 6, 13, 27 Mar 5 6 - 9 pm **OR**
ORT Wed Mar 11 6 - 9 pm
Classes Wed Mar 18, 25, Apr 8, 15 6 - 9 pm

Beyond the Basics

Gail Schaffler

\$110



This is a great project that is designed to spark your creativity! Choose 3 fabrics, piece the blocks and choose whichever layout you'd like for your quilt. There are 32 layout options included in the pattern! This project is suitable for quilters of all levels.



ORT Mon Mar 23 6 - 9 pm
Classes Mon Mar 30, Apr 13, 27 6 - 9 pm

Two Inspiring Quilter's Events

27

\$10 Each or Attend Both for \$18

At the conclusion of each event receive a gift card valued at \$10 (must be attendance)

From Concept to Quilt: The Story of Fabric Friday February 7 at 7 pm

Please join us for a fun evening with Rob Beresford from Trendtex Fabrics. He will share his knowledge AND fabric with you! Get a behind the scenes look at where your fabric comes from!



- How Moda hires designers
- The design process
- The printing process
- How fabric is transported
- Quilt shop ordering
- The importance of quilts and more...



Free Moda fabric for everyone who attends!

Join us as we host Brett at his fabric release party! Celebrate his first fabric line by Northcott!!

Trunk Show & Inspiration with Brett ~Tuesday April 28 7 pm

Brett's passion for colour and design, launched his quilting career after being gifted a baby quilt from his sister-in-law. A little encouragement, a new sewing machine, a beginner quilting class and the nickname "Natural Born Quilter" unleashed his creativity. Brett's Canadian roots and interest in agriculture provide a close bond to nature and is evident in his first fabric line produced by Northcott Fabrics.

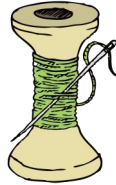




**Made in Canada
Custom Machine
Quilting Sale**
July 2-August 1, 2020

**The more quilts you have quilted ...
the more money you save!**

1 Quilt 5% off
2 Quilts 10% off
3 or More Quilts 15% off



Save on custom machine quilting!
To book an consultation appointment 780-464-9697

Annual Schoolhouse
7-10 pm Friday March 20


Register today!
Only \$20

- Tips for quilting!
- Product demos!
- Door prizes!
- Giveaways!
- Refreshments!
- Discounts!

Demo descriptions will be available on-line March 1, 2020

www.loriscountrycottage.com

Image supplied by www.freepik.com



Just for Fun Classes

Arabian Nights

Laura Catto

\$165

*Platinum Class Pass registration \$35



Love the Arabian Nights quilt but think it's too difficult? Here is the class to learn how easy the quilt really is. You will learn the importance of your cutting and stitching the stratas and then the fun of putting it together.

ORT Thu Feb 13 6 - 9 pm
Classes Thu Mar 12 6 - 9 pm,
Sat Apr 4 & Sun Apr 5 9 am - 3 pm



Barb's UFO

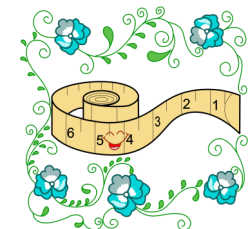
Barb Leger

\$45



Have you taken a class from Barb and need time or help to get the project finished? Dust it off and join Barb for a relaxing but satisfying day of getting the UFO off your plate! We can't promise you will have it all finished in a day, but you will go home with a sense of where to go from here, and hopefully... the motivation to get back at it.

No ORT
Class Sat May 16 10 am - 4 pm



Beach Bums
Barb Leger
\$75



8

Have you been busy practicing machine appliqué and feel like taking on a bit more of a challenge? This super cute project might be just what you are looking for! It's easy to customize the bathing suits, hats and towels to make it look like you and your besties!

Pre-requisite: Basic Machine Appliqué class or equivalent



ORT Thu Feb 20 6 - 8 pm
 Classes Thu Mar 12 & 19 6 - 9 pm


Bordered Placemats
Barb Leger
\$75



Come join the fun! These great placemats are easy to make, but are so professional looking when you are finished. Barb promises that this will be your "go-to" project whenever you need to surprise or impress someone. Once you have practiced the technique, you will find they are super fast and fun to make!



ORT Sat May 23 10 am - 12 pm
 Class Sun Jun 7 10 am - 4 pm



Freda's UFO
Freda Lorentz

\$25 per session OR Register for 6 and pay for 5 \$125

Would you like to set aside time to sew? Can't get away to a sewing retreat? Join Freda and finish projects or get new ideas to use up your scraps. It's a win-win situation!

4th Wednesday of each month
 9 am - 3 pm
 Jan 22, Feb 26, Mar 25, Apr 22,
 May 27, Jun 24, Jul 22, Aug 26



25

Wool Stitchers Club
Bernice Aebly
\$20 per session



Come join a new club for those that love stitching with wool. Bring your own projects - a project not finished from a class, a new one that you want to try, a wool needle case, a wool pincushion, a purse, a table runner. Join Bernice to stitch and enjoy working with wool.



Thu Feb 13, Mar 5, 19 & Apr 2 2 - 6 pm



We offer custom
 longarm quilting at
 Lori's Country Cottage.

Call today to book a consultation



Scrap Lover's Club

Freda Lorentz

**\$25 per session OR Register for
6 & pay for 5 \$125**



If you have a stash to bust, you will love this club. Freda has chosen a book that includes patterns for 8 quilts! The Club members will choose the quilts they want to make - they may be the same or each member can make a different quilt.

3rd Friday of each month

9 am - 3 pm

Jan 17, Feb 21, Mar 20, Apr 17, May 15, Jun 19,
Jul 17, Aug 21

Sit 'n Sew

Gail Schaffler

\$35 per session



Join Gail one Saturday a month for 8 hours of sewing fun. Choose to work on blocks from 2nd Saturday, homework from quilt classes or on any other project. The sewing time is for you to use as you like.

Quilting with friends - it doesn't get any better!

Sat Jan 18, Feb 8, Mar 14, Apr 11, May 9, Jun 13

10 am - 6 pm

Store Hours

M-F 10-5:30 ~ Th 10-9

Sat 10-5

Oct 20-Mar 29 Sun noon - 4

Closed Holidays

Feb 17, Apr 10 & 13,

May 18, Jul 1, Aug 3,

Sep 7

24



Cactus Flower Table Runner

Brenda Boychuk

\$110



Have you tried paper piecing and would like to learn some new techniques? The Cactus Flower table runner by Judy Niemeyer is a useful project that will take your foundation paper piecing skills to the next level. In this class you learn how to paper piece "the Judy way" and work on blocks that are frequently used in her larger quilts.

ORT Tue Feb 4 6 - 9 pm

Classes Tue Feb 11, 25 & Mar 17 6 - 9 pm

OR

ORT Wed Apr 29 6 - 9 pm

Classes Wed May 6, 20 & Jun 3 6 - 9 pm



9

Elephant Abstractions

Sharon Dimond

\$100



Join Sharon in making the Elephant Abstractions quilt. It is 54" X 60" and foundation paper pieced. The majestic creature is made in 97 sections, from 12 different fabrics organized from lightest to darkest. Requirements: Pattern and basic quilting tools



Prerequisite: Basic knowledge of foundation paper piecing

Ort Sat Apr 25 10 am - 1 pm

Classes Sat May 23 & Jun 27 10 am - 2 pm

Eternity
Barb Leger
\$75



This soft, cuddly quilt goes together easily and washes up beautifully. The more you wash it, the fluffier it gets! Come and learn how to make use of a circle cutter (or if you prefer, you can trace and cut the circles yourself).


ORT Tue Apr 28 1 - 3 pm
 Classes Tue May 12 & 19 1 - 4 pm

Farm Girl Vintage
Debra Jamieson
\$100



The “Farm Girl Vintage & Farm Girl Vintage II” duo of pattern books are chock full of ideas for quilts with a “vintage” country look. The mix and match approach to quilt building offers a lot of room for individuality. You will learn the basics of Lori Holt’s approach and create four 12” blocks or eight 6” blocks that can be assembled into a table topper or small quilt. Celebrate our rural roots and create some unique projects. (Note: To comply with copyright law, all class participants are required to own either “Farm Girl Vintage or Farm Girl Vintage II”, the books we will be using in this class)

ORT Thu Apr 16 7 - 9 pm
 Classes Thu Apr 23,
 May 7 & 21 6 - 9 pm



10

Machine Embroidery Club
Laura Catto
\$25 per session + pattern



Join Laura each month and create a new project of your choice using your embroidery machine. The project you work on will be determined by the size of the hoops you have. Must have embroidery machine with a minimum 5” x 7” hoop or larger.

Sun Jan 19, Feb 16, Mar 29, Apr 26, May 24,
 Jun 28, Jul 26, Aug 23 9 am - 3 pm



Marvelous Minis
Christine Ligard
\$25 per session OR
Register for 6 and pay for 5 (\$125)



A creative, fun class for advanced beginners to intermediate quilters. The class will be working out of Jo Morton’s book “Jo’s Little Favorites”, using your imagination for color choices and designs. You will be constructing fabulous mini quilts. Book required. Bring your lunch.

1st Wednesday of the Month 10 am - 4 pm
 (except for January)
 Jan 15, Feb 5, Mar 4, Apr 1, May 6, Jun 3



23

Frazzled Fridays

Christine Ligard

\$25 per session OR

Register for 6 and pay for 5 (\$125)



22



Need some sewing time? Join Chris the second Friday of each month for the Frazzled Friday club. Take time to work on a project you have on the go, or start another as a group. Bring your lunch.

2nd Friday of the Month 10 am - 4 pm

Feb 14, Mar 13, Apr 10, May 8, Jun 12, Jul 10, Aug 14, Sep 11

Judy's Junkies Club

Brenda Boychuk

\$25 per session



Are you as addicted to Judy Niemeyer's quilts as Brenda? Have you taken a workshop from Judy or one of her instructors and now have a UFO that you would like to get finished? Join Brenda at this foundation paper piecing club and sew with others who have similar interests. During this club, assistance will be available but there will be no formal class instruction.

Sun Feb 9, Mar 15, Apr 19, May 10, Jun 14, Jul 12, Aug 9

9:30 am - 3:30 pm

Log Cabin Quilters

Christine Ligard

\$25 per session OR

Register for 6 and pay for 5 (\$125)



This club meets once a month to build a pattern of your choice. Choose from the many patterns or books available from Lori's or your stash. A relaxing class to finish what you have started or begin anew. Bring your lunch.

Feb 12, Mar 11, Apr 8, May 13, Jun 10, Jul 8, Aug 12

10 am - 4 pm

Hexi Magic

Barb Leger

\$100



Use a small hexagon ruler to create these half-hexies and then put them together for a great quilt! The pattern comes with the ruler and is jelly roll friendly. A great way to use up those jelly rolls or you can easily create your own strips in your favourite colours.

ORT Thu Mar 26 6 - 8 pm

Classes Thu Apr 9, 16 & 30 6 - 9 pm



11

Laura Heine Collage

Lisa Bernhard

\$200

**Platinum Class Pass registration \$70*



Spend a fun weekend learning Laura's method of collage appliqué. Choose any of her Fibreworks patterns and create a one of a kind work of art. Collage quilting is a great way to play with color and fabric!

ORT Fri Jan 31 6 - 9 pm

Classes Fri Feb 28 6 - 9 pm Sat Feb 29 & Sun Mar 1 9 am - 5 pm

OR

ORT Fri Apr 24 6 - 9 pm

Classes Fri May 29 6 - 9 pm, Sat May 30 & Sun May 31 9 am - 5 pm



Make-up/Sewing Bag

Barb Leger

\$75



This great bag is not just pretty – it is really practical! It can be used as a make-up bag for home or travel or it can be used (as designed) as a sewing supply case. Zippers and clear vinyl are easily inserted and Barb will show you an easy way to get the inside fabric waterproofed for quick clean-ups.

ORT Sun Jan 26 10 am - 12 pm

Class Sun Feb 23 10 am - 4 pm



12

Migrating Geese Quilt

Gail Schaffler

\$80



This one day class begins with covering the technique of Migrating Geese and constructing all of the units for the quilt. By completing the pre-class homework assigned at ORT, you will likely have most of the quilt top finished by the end of the class.

ORT Sat Mar 21 10 am - 1 pm

Class Sat Apr 25 10 am - 4 pm



www.loriscountrycottage.com
Always open on-line!

Clubs

Spark Your creativity! A club offers the opportunity to meet quilters and sewers who are just like you. Do you sometimes feel that nobody else "gets" you? Being around people who would rather quilt than do almost anything else is what a club is about!! Join today!

Hand Appliqué

Bernice Aebly

\$15 per session



In this class, you will make "Hospital Sketches" - a lovely sampler quilt with 9 blocks by Barbara Brackman. The class is open to students who have taken a beginner appliqué class as well as new students. The blocks are larger and the pieces are big and easy to manage as a beginner. You will learn how to prep your fabric, transfer the design to the fabric, the invisible tack stitch, how to make bias stems and how to do points, curves and circles.

ORT Thu Jan 23 10 am - 12 pm

Classes Thu Feb 13, 20, Mar 5, 19, 26 & Apr 2

10 am - 1 pm



English Paper Piecing Club

Debra Jamieson

\$15 per session



If you enjoy hand stitching, then the English paper piecing club at Lori's Country Cottage is the place for you. Join us as we continue to develop our skills in English paper piecing, including Lucy Boston blocks, hexies and more. Each month we have a short show and tell, a little bit of learning and a few laughs as we work on our various projects. No experience necessary.



1st Saturday of the month 9 am - 12 pm

Feb 1, Mar 7, Apr 4, May 2 & 30, Jul 4, Aug 1, Sep 5

Gail Schaffler, Studio 180 Design Certified Instructor
Year 1 Continued


1.3 Wing Clipper & Pickets & Quickets

Class Mon Mar 9 6 - 9 pm



1.4 Square Squared & Little Houses

Class Mon Apr 20 6 - 9 pm




1.5 Corner Beam & Sliver

Class Mon May 11 6 - 9 pm



1.6 Corner Pop

Class Mon Jun 8 6 - 9 pm



Tucker U - Year 2

2.2 Stacked Squares

Class Mon Feb 3 6 - 9 pm



2.3 Hunter's Star

Class Mon Mar 2 6 - 9 pm




2.4 Eight at Once, Non-Mirror Combination Units & 4 Patch Square Up

Class Mon Apr 6 6 - 9 pm




2.5 Geese on the Edge

Class Mon May 4 6 - 9 pm



2.6 Shaded 9 Patch

Class Mon Jun 1 6 - 9 pm



No Rules

Laurrie Gerzanich

\$65



Laurrie had the opportunity to take classes at Quilt Market. After taking this class at market with the designer, Kari Nichols from Mountain Peak Creations, Laurrie is excited to share the "no rules technique". For this class you will need a jelly roll and some background fabric. From there, depending on how things are laid out, the final design will be your own. No two quilts will be the same. So join Laurrie for some fun with NO RULES!

ORT Sun Apr 26 10 - 12 pm

Class Sun May 3 10 - 3 pm

One Block Wonder

Barb Leger

\$100



These quilts are addictive! Every hexagon you make is different – and has three options! There are no "Y" seams – all straight line piecing. You can choose to use yardage and make a traditional one (similar to the top one) or you can start with a panel and enlarge it with the hexies (similar to the bottom). Both use the same techniques. There is fabric arriving daily, so you never know what you may find in stock. There is always something wonderful to use for these beautiful quilts.

ORT Tue Mar 31 2 - 4 pm

Classes Tue Apr 7, 14, 21 2 - 5 pm

QUILT



Join the fun and improve your quilting skills with
Tucker University!

Passages

Sharon Dimond

\$75



14

The definition of passages is “an act of progressing through, under, over or past something that is on the way from one place to another”. That’s where this quilt begins. Moving from one window to another, with the ability to pass onto yet another open window. Sounds like LIFE!



It's the passages we take that make us who we are!

Requirements: Pattern & basic quilting tools

ORT Tue Apr 14 10 am - 12 pm

Classes Apr 21 & 28 10 am - 1 pm

Pillowcases

Gail Schaffler


\$30



Pillowcases are quick, easy, and make wonderful gifts. Students will learn the ‘hotdog’ method for pillowcase construction and should be able to complete 2 pillowcases in class. As there is no ORT, Gail will be available for 1 hour before class (5 pm) so students can arrive early and shop for their fabrics.

No ORT

Class Mon Mar 16 6 - 9 pm



Deb Tucker's
Studio 180
Design

Tucker University
featuring

19

Gail Schaffler, Studio 180 Design Certified Instructor

This fantastic program offers classes using tools by Studio 180 Design. The tools are designed to help improve your quilting skills and accuracy by streamlining and simplifying construction of many units commonly used in quilting. A new tool and/or technique is taught in each class. Tools and technique sheets required. First year classes are indicated in sequential order beginning with a 1 and second year classes begin with a 2. Please note that students will experience greater success in year 2 classes if they have completed the first year of the curriculum. Please note that Class Pass only applies to the 1st of each of the sessions you take. Each class is \$30.

Tucker U - Year 1 Continued from Fall 2019 Session

1.10 Lemoyne Star Basic Construction

Class Sat Feb 1 1 - 4 pm



1.11 *Lemoyne Advanced I - Strip Pieced & Liberty

Class Sat Mar 28 1 - 4 pm



1.12 *Lemoyne Advanced I & II—Banded & Fussy Cut

Class Sat Mar 28 1 - 4 pm



1.13 *Lemoyne Advanced II Blazing & Lemoyne As Triangles

Class Sat May 2 1 - 4 pm



*Prerequisite: Lemoyne Star Basic Construction

Tucker U - Year 1

1.1 Tucker Trimmer I & Shaded Four Patch

Class Wed Jan 29 6 - 9 pm



1.2 V Block & Sidekick High/Low

Class Mon Feb 10 6 - 9 pm



Westalee Ruler Roll

Sharon Dimond

\$75



18

Westalee created this fun, small project using the Westalee Starter and Sampler Set templates. Great storage for your starter templates. Measures 9.75" x 22".

Requirements: Westalee Starter & Sampler set templates, Westalee Ruler, basic tools & pattern.

Prerequisite: Completion of a basic Westalee Ruler and Template class

ORT Tue May 5 6 - 8 pm

Classes Tue May 12 & 19 6 - 9 pm



*Sew On
& Sew Forth*



Have you ever found something on the internet or a magazine that you NEED?!! You check at the shop and it isn't there!!

Have no fear ... we will try to special order it for you.



MONTHLY SAVINGS DAY!

Celebrate our 27 years in business and take advantage of a discount on the 27th of each month.

Watch Lori's Country Cottage Facebook for the guaranteed temperature for that day. That will be the discount on your whole purchase!

*Cannot be combined with any other offer.

-/+35 degrees = 35% discount

Ruler Wrap

Laura Catto

\$165



15

*Platinum Class Pass registration \$35

Store and carry rulers, a mat and more in this handy, padded wrap. It has mesh pockets that keep rulers visible and in place even when the bag is rolled up and carried. You can also customize with divisions and extra zipper pulls to fit your preferences. Padded strips on each side of the interior of the organizer help protect and cushion ruler edges and also securely hold an 18" x 24" mat for easy carrying to class. Organizers may be hung or folded for travel. Straps secure the flap and an adjustable, detachable, padded carrying strap makes the carrier easy to transport. Two sizes to choose from.



ORT Wed Mar 4 6 - 9 pm

Classes Wed Apr 1 6 - 9 pm, Sat Apr 18 & Sun Apr 19 9 am - 3 pm

Sunflower

Laurie Gerzanich

\$125



Join Laurie for another fun, curved piecing class. In this class you will make this beautiful wall hanging or table topper that will help chase away the winter blahs and make you think of those warm Indian summer days. This class requires the Mini Quick Curve Ruler and the book "Mini Wonderful Curves".



ORT Tue Jan 28 7 - 9 pm

Classes Tue Feb 4, 11, 18 & 25 6 - 9 pm

Trim & Bind Your Quilt

Gail Schaffler

\$30



16



Do you have a quilt that you've finished, had quilted, and are ready to trim the excess batting and backing and bind? This class is for quilters who would like help with these final steps. You can work on any project that has been quilted and is ready to be trimmed and bound - quilt, table runner, placemats. The binding must be prepared before class.

No ORT

Class Tue Jan 21 6 - 9 pm **OR**

Class Thu Mar 26 6 - 9 pm **OR**

Class Wed Apr 29 6 - 9 pm

Two Color Bargello

Laurie Gerzanich

\$65



Laurie had the opportunity to take classes at Quilt Market. After taking this class with the designer, Ruth Ann Berry, Laurie is excited to share the bargello technique. You will no longer be intimidated by all the fabrics and little pieces. Learn the basics of bargello by making this table runner with just two fabrics. As an added bonus, no special rulers are required.



ORT Sat Mar 14 10 am - 12 pm

Class Sat Mar 21 10 am - 3 pm

Under Cover

Barb Leger

\$75



17

The pattern for this sewing machine cover includes three sizes to choose from, plus the ability to adjust the pattern to fit your specific machine. It includes a magnetic flap closure on top to access your handle for easy travelling to class or retreat. Use a feature fabric, border print or embroidery to jazz it up!



ORT Sun Mar 8 12 - 2 pm

Classes Sun Mar 22 & 29 12 - 3 pm




Watermelon Placemats

Brenda Boychuk

\$80



Have you always admired the quilts by designer Judy Niemeyer and wanted to learn her paper piecing techniques? Now is your chance to learn Judy's methods and make some placemats that are perfect for the summer. In this foundation paper piecing class, you will learn new skills such as how to cut and prepare foundation papers, how to use templates, and chain piecing. A previous knowledge of paper piecing is encouraged.



ORT Tue Mar 24 6 - 9 pm

Classes Tue Mar 31 & Apr 14 6 - 9 pm