

TIP SHEET

Shannon
F A B R I C S

Quilting Cuddle®



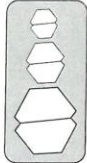
Introducing Shannon Fabric's newest fabric -- Quilting Cuddle®! This wonderfully stable minky has a 1.5mm pile, making it the dreamiest, softest material. Quilting Cuddle® is perfect for quilting, garments, and so much more.

Let's get started:

What we love about Quilting Cuddle®—and why we love it!

WHAT: Quilting Cuddle® has very little stretch.	WHAT: Quilting Cuddle® has a low pile, yet does not sacrifice softness!
WHY: Less pinning is needed—great for both novice and experienced quilters.	WHY: Works well for traditional quilt patterns using ¼" seams, dreamy for machine embroidery, and creates detailed appliques—including lettering.
WHAT: Quilting Cuddle® is 45" wide and is sold on a bolt.	WHAT: Quilting Cuddle® combines softness and stability.
WHY: Eliminate the guess work out of how much fabric to buy. Quilting Cuddle® comes on the bolt as 45" wide.	WHY: Low-loft enables flat, precise seams and it's versatile works for stuffies, home dec, sportswear, child and baby clothes, accessories, and bag making.
WHAT: Quilting Cuddle® is easy to serge.	
WHY: Although Quilting Cuddle® is a knit and will not fray, serging gives the edges a finished look. <i>Tip: Lift the knife out of the way to avoid excessive Cuddle® dust.</i>	

Quilting Tips

<p>1 Use ¼" seams</p> <p>Quilting Cuddle® (QC) has a low-loft, you can use a standard ¼" seams or a quarter inch foot.</p> 	<p>2 Perfect for Curves</p> <p>Quilting Cuddle® loves curved seams. Make both pieces in QC or mix and match with cotton.</p> 	<p>3 Using Accuquilt.</p> <p>In general, it's best to cut Quilting Cuddle® as a single layer. However, with an Accuquilt, cutting two layers at a time is possible.</p> 
---	---	--

Garment Sewing Tips

<p>1 Add structural elements.</p> <p>Consider patterns with a yoke, princess seams, or a zipper.</p> 	<p>2 Interface buttonholes.</p> <p>Use an all-purpose, woven, fusible interfacing.</p> 	<p>3 Marking.</p> <p>Fabric-safe markers work well. <i>Option: Place a pin or make a small snip in the seam.</i></p> 
---	---	---

Favorite Notions for Quilting Cuddle®

NEEDLE: 90/14 stretch needle

THREAD: Polyester thread; 40 or 50 wt.

INTERFACING/STABILIZER: All-purpose woven fusible
Recommended: Pellon SF101 (Shape-Flex)

BATTING: Low-loft polyester or polyester lend

CUTTING: Rotary cutter, craft knife, or micro-serrated scissors

PINS: Flower head pins and fabric clips

STILETTO: *Recommended: by Annie Stiletto*

SEWING PLATE: Use a single-hole plate, if available

.....

WASHING INSTRUCTIONS

- For best results, machine wash in cool water with a gentle detergent.
- Do not use fabric softener or dryer sheets.
- Tumble dry in a no-heat dryer for about ten minutes.
- Hang until dry.

