

UQG 2020 Deck of Cards Challenge

CHOOSE YOUR FAVORITE AND VOTE
IN THE EMAIL SENT TO MEMBERS BY
SATURDAY, SEPTEMBER 19, 2020 AT
NOON.

Ace of Hearts

Tina Lewis

Ace of hearts

Working from her studio in the mountains of Park City, Tina Lewis is a designer, seamstress, and writer who has vast experience in the worlds of sewing and quilting, including work for McCall's Pattern Company, *Creative Needle*, *Sew News*, *Stitch*, *Sew It All*, and numerous national quilt publications such as *American Patchwork & Quilting*, *Modern Patchwork*, *McCall's Quilting*, *Quilting Arts*, *Quilts and More*, and *Quick Quilts*. She also creates quilts, clothing, wedding gowns, and home décor for private clients and teaches using simple, traditional methods.

Cont....



Ace of Hearts Detail

My daughter Erika is an incomparable Ace of Hearts. Her curiosity, quest for knowledge, and love of books and the written word, was apparent as a very young child when she wrote her first book about a cat that traveled around the world. Showered with accolades throughout her education and career for achievements in scholarship, writing, filmmaking, and innovative teaching methods, her exceptional intellect is enhanced by extraordinary communication skills, boundless creativity, and remarkable patience and empathy. A beloved teacher and administrator, Erika's passion for education takes wing to excite, inspire, and empower her students and colleagues for a life of learning.

Hand applique, hand embroidery, machine quilting. Designed and made by Tina Lewis, machine quilted by Cindy Williams





Two of Hearts

Kathy LeBlanc

Two of Hearts

In 1993 at 10 years old, my son was diagnosed with Type 1 Insulin Dependent Diabetes. Today he is strong and healthy without complications and is a senior superintendent in the commercial construction industry. He has a diabetes service dog and has continuously practiced intensive insulin therapy for 27 years which includes clinic visits every three months. Support awareness: jdrf.org

In 2015 at 29 years old, my daughter was diagnosed with a Thoracic Ascending Aortic Aneurysm. In 2018 she successfully underwent open heart surgery for repair of this aneurysm. Today she is strong and healthy without complications and is an international middle school science teacher. Yearly medical testing confirms the health of her aorta and her aortic graft transplant. It is not just your heart, check your aorta too! Support awareness: aorticwarriors.org

This Two of Hearts challenge quilt promotes awareness of two life threatening "invisible" medical conditions very close to my heart.

Technique: Applique, Embellishment



Three of Hearts

Sylvia Borschel Lewis

3 of Hearts

When I was 15 my Aunt Anita taught me to crochet. This event started a lifelong love of arts and crafts. I proceeded to crewel embroidery, knitting, cross stitch and finally quilt making. It made the earth move under my feet! I started to dream in quilts and colors. While living in California for a few years I found art quilting. I never looked back. I love the freedom of random cutting and sewing. I am experimenting with quilting designs made using an even feed foot with both straight and curved lines.

- Cont....

Three of Heart Detail

I have contributed six pieces to art quilt books. My most recent contribution to an art book is "Dwarf Bearclaw Poppy" which is in "Inspired by Endangered Species" by Donna Marcinkowski DeSoto. I am thrilled to be participating in this year's Deck of Cards challenge! I chose the "3 of Hearts" because the greatest joys of my life are my 3 children. I am so proud of the wonderful adults they have become.

I live in Kanab, Utah with my sweetie and 2 spoiled pups enjoying the views of some of the most beautiful land in our country.





Five of Hearts

Cathie Cee 5 of hearts

I chose the 5 of hearts to represent our family which consists of my husband and myself, our two sons and another son that passed away shortly after birth. He is represented by the angel wings in the center heart.

Cont....

Five of Hearts Detail

- The 4 hearts represent the four of us and the big heart represents our whole family. Now our sons are grown and have families of their own. The techniques used were appliqué, embroidery, machine and hand quilting and beadwork.





Six of Hearts

Kathy LeBlanc

6 of Hearts

My husband accepted a job promotion requiring us to leave our Texas home of 30 years and relocate to Utah. The beauty of Utah with the multitude of national parks, mountains, canyons, trails, rivers, streams and lakes, along with the welcoming and friendly nature of Utah's made this move easy. This Six of Hearts challenge quilt is a tribute to the beautiful National Parks in our new home state of Utah and our old home state of Texas.

Technique: Applique, Embellishment



Seven of Hearts

Kathy Porter

7 of Hearts

“Seven from Heaven”

Designed and quilted by Kathy Porter

I chose to make all the sevens in the Deck of Cards Challenge. Seven is my favorite number because I have 7 children who have been a great source of love and Joy in my life.

Cont....

Seven of Hearts Detail

- I wanted to include some Zentangle elements in one of the cards. I made the windy Zentangle path that goes from Heaven to earth and put seven hearts descending. My children have always been heaven sent. I also put identifying pictures on each heart, representing the talents of each child.



People's Choice 3rd place Winner

Eight of Hearts

Sharon Wright 8 of Hearts

I chose the Eight of Hearts card to represent my family -- me, my husband, and our six children. Six spouses and eleven grandchildren (as represented by interior and corner hearts) have added beauty, complexity, diversity, depth, goodness, and humor to our family . . . and we have enough love in our hearts for more.

Cont....



Eight of Hearts Detail

Design, Celtic applique, and machine
quilting done by Sharon Aposhian
Wright





Nine of Hearts

Elise Larsen 9 of Hearts

My sewing love began at age 12 when I was finally responsible enough for my mother to trust me with her new Viking sewing machine. I sewed most of my clothes through college because fabric and patterns were so much cheaper than readymade clothes at that time in history.

I chose the nine of hearts because I have nine wonderful children, who are definitely the love of my life along with my husband, too. The background represents the sometimes-crazy life of a quilter mixed with a large family. I chose fabric with patterns printed on it and architectural designs. I wore my favorite color, blue, for my picture. I love architecture, viewing historical buildings, and sewing and creating beautiful things.



Ten of Hearts

Kathy LeBlanc

10 of Hearts

In 2015 at the age of 29 my daughter was diagnosed with a Thoracic Ascending Aortic Aneurysm. At 31 years old she had to undergo open heart surgery because her aneurysm was on the verge of rupturing which would have ended her life within minutes. This Ten of Hearts challenge quilt represents her six-week journey through open heart surgery and the intensive cardiac rehab recovery period which ended with her full medical release to fly back to her international middle school teaching position six weeks post op.

Technique: Applique, Photo Transfer



Jack of Hearts

Liz Teerlink
of Hearts

Jack

I choose each of the Jacks for the Deck of cards challenge. One for each of my four children and the things that they enjoy in their lives.

Cont....

Techniques used: Machine pieced, button embellishments, heat transfer vinyl and machine quilted by Connie Atkisson.

Jack of Hearts Detail

The Jack of Hearts is for Jessica who was born 2 days before Valentine's day. The four small hearts represent the 4 members of her family. She has lived in Utah and Salt Lake counties in the state of Utah. She is involved with the Girl Scouts of America as a troop leader. She has a bachelor's and master's degree in Health Education and works in that field. Check her quilt to see what her other interests might be.





Queen of Hearts

Josephine Keastler

King and Queen of Hearts

The King and Queen of Hearts was an easy pick for me. For many years my husband has given me heart shaped items as gifts. And when phone calls came in for me, he would always informed callers that, "the Princess is in".

The queen card developed easily especially when being isolated for 6 months with a playful spouse.

Techniques used: Collage, applique, hot fix Swarovski crystals

Quilter: Connie Atkisson



King of Hearts

Josephine Keastler

King and Queen of Hearts

The King and Queen of Hearts was an easy pick for me. For many years my husband has given me heart shaped items as gifts. And when phone calls came in for me, he would always inform callers that, "the Princess is in".

The king card took more thought and at first was going to be only a large K, but then the crown couldn't possibly rest on the ledge but would have to hang from the edge like he would do if he had a crown and I decided to add a few flowers that developed into a C for "Charlie". I thought of adding a roll of duct tape since that seems to be his tool of choice but decided to stop while I was ahead.



Ace of Clubs

- Davidene Zimmerman Ace of Clubs

People's Choice 1st place Winner


Two of Clubs

Julie Bauer

2 of Clubs

"Hungry?"

What is better than a club sandwich--2 club sandwiches, one for you and one for me. I shopped my stash for all the fabrics used in this quilt. I used raw edge piecing and did the quilting on my domestic machine.





Three of Clubs

Louise Mudd

3 of Clubs

I chose the 3 of clubs, because it reminds me of my graduation from Notre Dame in 1983. I was very honored to be part of the 10th year of graduating undergraduate women from the University.

I still remember in second grade telling my dad I was going to Notre Dame. He said “fine, if you get in”. I didn’t realize that Notre Dame was an all-male school at the time.

Cont....

Three of Clubs Detail

But in 1972, it opened its doors to women, and by some miracle, I was accepted into the fall of 1979 starting freshmen.

I am forever grateful to my parents and friends and the University for the wonder experience that has opened so many doors of opportunity in my life.

So, I made an obnoxious Notre Dame quilt to celebrate.



Four of Clubs

- Paula Dalby 4of Clubs
- I selected the Four of Clubs with a book club in mind. The books I chose were based on previous Quilt Festival themes! Machine applique and hand embroidery are some of the techniques used to create this mini quilt.





Five of Clubs

Marsha Chappell

5 of Clubs

Marsha was raised in Loa, Utah but has lived in various other states. Returning to her home roots has provided many opportunities to serve within the community. She grew up with a mother and grandmother who were beautiful hand quilters but didn't start her own quilting journey until 1985 while living in Cheyenne, Wyoming. Many classes, working in quilt shops and a desire to "do more" led to becoming a quilt shop owner in Las Vegas.
Cont....

Five of Clubs Detail

◦ Retirement has brought those desired hours to “just sew” and create while trying to finish up her UFOs. Her four children live in the four corners of the United States. She has 11 grandchildren, who are the highlight of her life. She enjoys designing mystery quilt patterns and teaching classes. Marsha has been a contributor to the Utah Quilt Guild through serving on Quilt Festival Boards and teaching classes.





Six of Clubs

Nita Vono

6 of Clubs

I have been quilting since 2003 and started making art/portrait quilts in 2012. I usually only complete an art quilt if it is a challenge with a deadline, despite my best intentions. I had already decided to do a face card, so I picked the 6 of clubs to do as my second entry and fashioned a quilt featuring my sulcata tortoise.

Raw edge with machine appliqué. Shading using ink and colored pencil.



Seven of Clubs

Kathy Porter

7 of Clubs

“Seven of Clubs”

Designed and quilted by Kathy Porter

I chose to make all the sevens in the Deck of Cards Challenge. Seven is my favorite number because I have 7 children who have been a great source of love and Joy in my life.

Cont....

Seven of Clubs Detail

- This was the last of the cards that I worked on and could not think of anything to do. I walked around saying “seven of Clubs, seven of clubs, seven of clubs”, and coming up with nothing. I then said, “seven of clubs” one more time and decided I would simply make a seven of clubs! I put Clubs of all sizes and fabrics into the making of a big seven! Voila





Eight of Clubs

Karen Laws

8 of Clubs

Bicycle Club

My original idea didn't work out because I couldn't find the fabrics I wanted. My second idea didn't work out because the piecing didn't look like I hoped it would. I found this cute fabric in my stash and Bicycle Club was born.

Cont....

Eight of Clubs Detail

- I quilted it based on techniques learned from Charlotte Warr Andersen in “One Line at a Time Encore”.



People's Choice 2nd place Winner

Nine of Clubs

Becky Tesch

9 of Clubs

I've been quilting for a year now, while sewing for nearly 50 years. When I saw Cindy Rodenmayer's "Hen Party" pattern, I knew I had the inspiration for a Hen Club with 9 members.



Nine of Clubs Detail

- The “9 Chicks in the Hen’s Club” has been modified and miniaturized from her pattern to make it my own. I hand digitized each block for machine embroidery. After stitching out the blocks, sashing was added, and the quilt completed.





Ten of Clubs


Karen Post

10 of Clubs

CLUBS FOR COVID by Karen Post

What better theme for my quilt now than the Covid-19 virus? The ten “clubs” (clovers) were perfect to depict a corona virus! To begin, I took *used drier sheets*, painted them orange, then affixed them to the fabric with Golden GAC 400. After the fabric dried, I cut out the large circles, which was like cutting thin leather. The “clubs” are made with fabric sewn over cardboard circles.

Cont....



Ten of Clubs Detail

- To make the blue viruses, I gathered all my gobs of thread ends (I do thread painting), put them between two layers of washable interfacing with a backing of fabric, sewed the heck out of them, then washed out the interfacing. I've always wanted to do something creative with all those thread ends that I usually throw away—and now it's happened! Isolation just brings out the craziness in all of us!



Jack of Clubs

Liz Teerlink

Jack of Clubs

I choose each of the Jacks for the Deck of cards challenge. One for each of my four children and the things that they enjoy in their lives.

Cont....

Techniques used: Machine pieced, paper piecing, button embellishments, heat transfer vinyl and machine quilted by Connie Atkisson

Jack of Clubs Detail

The Jack of Clubs is for Jared who has had a lifelong love of sports. You will find that his club suit is uniquely made with soccer balls. He has lived in Utah and a piece of hand-woven Guatemala fabric represents his time in that country. His children chose the clothing colors that adorn their paper pieced dolls. I collected many different fabrics to get the variety of sporting motifs for this quilt. How many sports can you find?





Queen of Clubs

Florence Evans

Queen of Clubs

I chose to portray my Queen of Clubs as a cat. (In zoological terms, male domestic cat is referred to as a "tom" and a female domestic cat is a "queen".) I sketched her silhouette based on my own female cat's profile. The crown also symbolizes the queen. And in medieval times, when the general populace could neither read nor write, roses were often used to symbolize queens, so I chose to include those as well. My roses were based on traditional rose applique patterns and I used several red fabrics in each one to make the roses look a little more realistic. I depicted the clubs as clover leaves and surrounded my "queen" with roses and clover, as I often find my own cat sitting in the middle of my flower garden. The quilt was hand appliqued and machine quilted.



Queen of Clubs Detail

Artist's Bio

Florence A. Evans has been sewing all her life and quilting for almost 40 years. Born and raised in New York City, Florence served 12 years as an Intelligence Officer in the US Army and was stationed in Louisiana, Arizona, Maryland and at NATO Headquarters in Brussels, Belgium. She earned her Bachelor's Degree (in History) from Utah State University and her Master's Degree (in Statistics) from the University of Utah. Florence has two adult daughters (one of whom also served as a US Army Officer) and currently lives in Midvale, Utah with her husband and two cats.



King of Clubs

Nita Vono

King of Clubs

This quilt is my second collaboration with my son Michael, a skilled graphic artist. Michael suggested his father as the subject matter and convinced me that I could pull off a double portrait. He designed and laid it out to be cut on my new Cricut machine. We had a grand time working together.

Raw edge with machine appliqué.

Ace of Diamonds

Kathy LeBlanc Ace of Diamonds

The diamond is an enduring symbol of love, romance and commitment. My husband has been my Ace of Diamonds for over 38 years. Like a diamond, he is strong, resilient, rare, valuable and light shines from him. He is my rock and my strength. This Ace of Diamonds challenge quilt represents my husband shining like a diamond.

Technique: Applique, Embellishment



Two of Diamonds

Carol Bunyard and her quilt guild friends

2 of Diamonds

I began quilting in the 1970's. When my husband's grandmother passed away, she left quilt blocks made from feed sacks and 1930's fabrics. My mother in law rescued them and gave them to me. I decided to finish the blocks and turn them into quilts for my children. I took a beginning quilting class in San Jose, California and proceeded to make quilts. I have been making quilts ever since.

When I was President of the Utah Quilt Guild, which I thoroughly enjoyed, I met the most wonderful people and kept learning more. Sandra Tripp was my mentor. I also participated in the process of and getting the book, "Gathered in Time" published.

Even though I no longer live in Utah I was happy to participate in the Deck of Cards Challenge with my local quilt guild friends in Washington state.

Cont...

Two of Diamonds Detail

Dobie MacLauren

I have been retired for 3 years and this is when I started to quilt. Two years ago, I began to do longarm quilting. I love all the different areas of quilting, especially the fellowship. I loved the opportunity to design the 2 of Hearts for the Deck of Cards Challenge.





Three of Diamonds

Karen Laws

3 of Diamonds

When I think of diamonds, my mind goes to Marilyn Monroe in the hot pink dress singing “Diamonds are a Girl’s Best Friend” in “Gentlemen Prefer Blonds”.

Three of Diamonds Detail

- **Karen Laws**
- **3 of Diamonds**
- The background was quilted in diamond shapes using a technique learned from Charlotte Warr Andersen.





Four of Diamonds

- Barbara Murdock 4 of Diamonds

I chose this card because of my four children that are diamonds in my eyes, you could not ask for better kids anywhere! They are Launa Nielson, Doug Murdock, Carolyn Musgrave and Tricia Livingstone. It has been fun to participate in this challenge.

Four of Diamonds Detail

- Barbara Murdock
- Can you find the dog and cat in the quilting?





Five of Diamonds

- Paula Dalby 5 of Diamonds
- I selected this card with a Western Diamondback (snake) in mind, per my husband's suggestion! Machine applique and hand embroidery are some of the techniques used on this quilt.



Six of Diamonds

Liz Teerlink 6 of Diamonds

Since I was responsible for this challenge, I began to get worried when all the spots weren't filled. I decided to take on the 6 of Diamonds along with all the Jacks because it has significance to my family also. There are 6 members in our family, 2 parents and 4 children. We have grown since our early beginnings to add 4 spouses and 13 darling grandchildren.

Cont....

Techniques: machine pieced, paper pieced, rhinestones, heat transfer vinyl and machine quilted by Connie Atkisson.

Six of Diamonds Detail

- These diamonds look like gemstone diamonds with numerous fabrics and facets. I drew the pattern and paper pieced the blocks. Any imperfections are hidden with shiny rhinestones. My daughter applied the heat transfer vinyl.





Seven of Diamonds

Kathy Porter

7 of Diamonds

“Jewels in my Crown”

Designed and quilted by Kathy Porter

I chose to make all the sevens in the Deck of Cards Challenge. Seven is my favorite number because I have 7 children who have been a great source of love and Joy in my life.

My children are the Jewels in my crown. Of course, that is me admitting that I am the Queen!

Cont...

Seven of Diamonds Detail

I originally was just going to make a crown with seven diamonds in it, but the card was really empty and boring. I have always wanted to try a self-portrait, so this was my chance. So, I made a simple self-portrait and crowned myself!





Eight of Diamonds

- **Lorrie Bashein 8 of Diamonds**

- I received the best high school graduation gift a girl could want. You guessed it, a Singer Sewing Machine. The rest is history. I have been quilting for 36 years. I absolutely love being creative and learning new techniques. I really love quilt challenges because it helps me think outside the box and gets those creative juices going. I enjoy attending the UGQ Quilt Fest and love to participate.

My Card is the 8 of diamonds. In the book, "Alice in Wonderland" the suit of diamonds are courtiers to the queen. Courtiers are companions or advisors to the queen, so you could say a supporting role. The diamond signifies the season of fall or autumn. It represents the growing phase of human life.
Cont....

Eight of Diamonds Detail

Fall has always been my favorite season, and the harvest. The number 8 horizontally looks like the infinity symbol and it represents the concept of eternity, perhaps endless and unlimited. I have included paper piecing, regular piecing, applique, and Broderie Perse and hand embroidery on my quilt. I have included one of my favorite quotes from the book, "Imagination is the only weapon in the war against reality." I would hope that Alice would be comfortable in my garden while experiencing support, creativity and fond memories while realizing the difference between imagination and reality.





Nine of Diamonds

Lorrie Ryther-Hall **9 of Diamonds**

For 34 years, I worked for the United States District Court, Pretrial, Probation and Parole Office, District of Utah. As an Officer, I provided assistance, advise, and service to the Courts and community. Consequently, the Diamond suit was very applicable for me. The number nine represents my husband and myself with our blended family of seven children. Also, we have nine grandchildren, represented by nine diamond flowers. In the center of each flower are beads for their age and similar beads for siblings. At the top of the quilt are two grand angels looking over us all.

Nine of Diamonds Detail

KEY:

Adrianne - No children

Michael Jr. - Alanna

Jennifer - Morgan and Julian

Sarah - Leo and Mia

Theresa - Kaiden

Christopher - Zeke and Khloe

Alexander - Heston (Grand-Angels,
Alexandrea 1 month and Michael 2
months)

Designed and Quilted by Lorrie
Ryther-Hall, September 2020





Ten of Diamonds

Deleska Behuinin 10 of Diamonds

For Bonnie.....

I was not sure what you had planned for the "Quilting with a Full Deck Challenge". We never got a chance to talk about the '10 of Diamonds' card that you picked. Not having anything in mind, I started doing some research. I ran across a picture of gnomes and I thought these guys with their pointy hats look like little diamonds in the forest.

Hope you are happy with our card. Miss you every day my dear friend!

Bonnie Crysdale 1942-2019

Ten of Diamonds Detail

- Deleska Behuinin
- 10 of Diamonds

Miss you every day my dear
friend!

Bonnie Crysdale
1942-2019





Jack of Diamonds

Liz Teerlink

Jack of Diamonds

I choose each of the Jacks for the Deck of cards challenge. One for each of my four children and the things that they enjoy in their lives.

Machine pieced, button & crystal embellishments. Machine quilted by Connie Atkisson

Cont....

Jack of Diamonds Detail

The Jack of Diamonds is for Julie who likes bling, so the diamond fits her perfectly. Her life has been consumed by ballet and other forms of dance. She likes to speak French and lived in France as a nanny for a summer. You will find French words and motifs and ballet dancers on her quilt. She has lived in Utah, Arizona and California. She and her husband are represented by the large diamonds and her 3 children are the small diamonds.





Queen of Diamonds

James Durchenswald King and Queen of Diamonds

I am a software engineer by day and a quilter by Night. I live in South Jordan with my Husband Christen and our adoring cats. I am relatively new quilter as I have only been doing it for about 10 years. I had only dabbled in quilting for the first 7 years but then I became a member of the Utah Quilt Guild in 2017 when I attended my first quilt fest for the Ruby Jubilee. After that I was so inspired by all the great work and quilts that my dabbling turned into a full-time obsession. I often get funny looks when I first enter a new quilt shop, but I always get lots of encouragement when they realize I am there for my own creations.

Cont....

Queen of Diamonds Detail

◦ I chose the King and Queen of Diamonds because I immediately thought of a scene playing out between their two cards where the King has returned with a prize diamond for the queen only to have her be unimpressed because it was much smaller than the diamond she already wears in her crown. I got the attitude from the way the Queen of Hearts is presented in Alice and Wonderland and figured the other Queens might be just as harsh.





King of Diamonds

James Durchenswald King and Queen of Diamonds

I am a software engineer by day and a quilter by Night. I live in South Jordan with my Husband Christen and our adoring cats. I am relatively new quilter as I have only been doing it for about 10 years. I had only dabbled in quilting for the first 7 years but then I became a member of the Utah Quilt Guild in 2017 when I attended my first quilt fest for the Ruby Jubilee. After that I was so inspired by all the great work and quilts that my dabbling turned into a full-time obsession. I often get funny looks when I first enter a new quilt shop, but I always get lots of encouragement when they realize I am there for my own creations.

Cont....

King of Diamonds Detail

◦ I chose the King and Queen of Diamonds because I immediately thought of a scene playing out between their two cards where the King has returned with a prize diamond for the queen only to have her be unimpressed because it was much smaller than the diamond she already wears in her crown. I got the attitude from the way the Queen of Hearts is presented in Alice and Wonderland and figured the other Queens might be just as harsh.





Two of Spades

Loriann Fish

2 of Spades


I have been quilting for about 10 years. I love sharing this hobby with my mother. She started quilting as an empty nester and I followed soon after. I am a member of the Roy Pioneer Guild. I enjoy the challenge of quilting my own quilts on my domestic machine.

Cont....

Two of Spades Detail

- I chose the Spades suit in honor of my dad. He was a soil scientist with Natural Resources Conservation Service for 40 years. My design is based on a color by number page and I used the Ten Sisters Easy Piecing grid to create the pixelated look of my quilt.





Three of Spades

Karen Laws

3 of Spades

Fall of 2019 a friend convinced me to sign up for a Block of the Month class based off an online photo of a cute quilt. We were surprised when we showed up the first month and learned the finished block size was 6 inches.

Cont....

Three of Spades Detail

- Six-inch blocks fit nicely into the dimensions of the playing card so several of the blocks are from Primitive Gatherings the Magic of Christmas and some are classic block patterns. In my stash I had some clover fabric to finish up Lucky at Cards.





Four of Spades

Carol Bunyard and quilt guild friends 4 of Spades

Trina Bergman

My mother taught me the basics of sewing on her old Kenmore machine when I was 11 years old. For my first baby I made a red and white hand pieced quilt. Next, sewing for my children kept me busy for many years. In the 1980's I took a beginning quilting class at our local college. However, I didn't really begin to devote time to quilting until after I had retired.

Cont....

Four of Spades Detail

- Now, working on this Deck of Card Challenge has really forced me to step out of my comfort zone. The laughter, encouragement and sharing of knowledge from my quilt friends has allowed me to expand my interests and talents and complete this project.





Five of Spades

Linda Roderick 5 of Spades

I choose the 5 of Spades because 5 is my favorite number. I have 5 letters in my name, and I was born in 1955. My daughter was born on the 5th and both she and my son have 5 letters in their names. Linda studied operating room techniques. She is a quilt judge, quilt appraiser and member of the Utah Quilt Guild, Sandy Stitchers and the Utah Valley Quilt Guild.

Cont....

Five of Spades Detail

- The 5 of Spades card definition is a free spirit. Travel and adventure keep this card alive. People of this card easily attract friends. They have passion and creativity in all they do. Many with this card are seekers of the truth or a higher lifestyle in areas of religion, spirituality and health. They can ultimately take a leadership role in family, church, community or their field of study.





Six of Spades

◦ **Becky Jorgenson** Six of Spades

"Use it up... Wear it out... Make it do... Or do without" is something that my Grandma Jones always said which has always stuck with me. This was the inspiration for my card. I chose the 6 of spades to represent myself, husband and four children. Each spade represents one of the family members. The spades are made using vintage and antique fabric from my ever growing collection. They have been pieced together in random fashion -a mix of paper piecing and mile a minute- so each spade has its own design. My Grandma also had a beautiful garden that we helped care for during the summers. The idea of loving what we grow was something I wanted to also include in the design. This led to the flower arrangement of the spades and having the pot that they grow out of. The pot is our foundation and support, allowing us to grow.

Having no rules except for size and card brings in a whole lot of exploration, which I love. For the background I kept it simple by using two striped fabrics, but these were pieced randomly like the spades - adding more interest in the background areas. I've done this before and loved how it turned out. After sewing the spades, I knew the pieced striped background would be a great compliment. It was quilted in straight lines, that changed direction after a few inches or so. I did a facing binding - which hides the binding to the back. Allowing the front to be continuous and without end. The back of the card is made up with all the little bits that were leftover from the spades, in "use it up" fashion.



Seven of Spades

Kathy Porter

7 of Spades

“A Bouquet of Spades”

Designed and quilted by Kathy Porter

I chose to make all the sevens in the Deck of Cards Challenge. Seven is my favorite number because I have 7 children who have been a great source of love and Joy in my life.

◦ Cont....

Seven of Spades Detail

- Spades are interesting; they are kind of upside-down hearts with stems. That thought made me envision a bunch of long-stemmed spades in a vase. I made the vase out of tablecloth plastic with tulle behind it to make it look fancier. It was fun to build up the bouquet with seven spades and add some color by cutting out flowers from another piece of fabric.





Eight of Spades

Kaye Evans

8 of Spades

I didn't really choose this playing card; the card chose me. There was a mix up in the card selection process, but it worked out, because as I was researching the meaning of this card, it stated that the 8 of Spades is strong willed, which I am, and can move mountains if it suits them. Well, maybe. The 8 of Spades can be assured of success if they chose any health-related occupation. I was very successful as an RN and Operating room supervisor. Therefore, it was meant to be.

The design is a panel incorporated in a One Block Wonder format. This was the class I was teaching this year at Quilt Fest, then along came Covid. You know the rest of the story. I was trying to tie the Theme, "Alice in Quiltland", the class, and the quilt into one project. Alas it is done.



Nine of Spades

Joyce Marder

9 of Spades

Mala Hua Kanu (Bio)

The nine of spades chose me. It was the only card left when I was ready to volunteer. A Google search found that the nine of spades is the card of death for fortune tellers. For Miss Alice, spades are gardeners. So, I used vacation photographs of a botanical garden and the active volcano on the Big Island of Hawaii for color choices and stitching inspiration.

Cont...

Nine of Spades Detail

Life (vegetation) emerging from death (lava) seemed an appropriately hopeful metaphor for the situation we all find ourselves in. Look closely and you will see the spade in the 9, both the shape of the hole and the machine quilting.

Machine pieced, machine quilted, appliqué. Original design.



Ten of Spades

- Davidene Zimmerman 10 of Spades





Jack of Spades

Liz Teerlink

Jack of Spades

I choose each of the Jacks for the Deck of cards challenge. One for each of my four children and the things that they enjoy in their lives.

Techniques used: Machine pieced, paper piecing, button embellishments, heat transfer vinyl and machine quilted by Connie Atkisson.

Jack of Spades Detail

The Jack of Spades is for my oldest son, Jay. When I think of spades, I think of gardening, which he loved as a boy and still enjoys today. He was in the Navy for 10 years and has lived in many states and is the most widely traveled of my children. Which states have been his home? The boats represent the two aircraft carriers he served on during his military career. The six silk bow ties represent the 6 members of his family.





Queen of Spades

Tina Lewis Queen of Spades

Working from her studio in the mountains of Park City, Tina Lewis is a designer, seamstress, and writer who has vast experience in the worlds of sewing and quilting, including work for McCall's Pattern Company, *Creative Needle*, *Sew News*, *Stitch*, *Sew It All*, and numerous national quilt publications such as *American Patchwork & Quilting*, *Modern Patchwork*, *McCall's Quilting*, *Quilting Arts*, *Quilts and More*, and *Quick Quilts*. She also creates quilts, clothing, wedding gowns, and home décor for private clients and teaches using simple, traditional methods.

Cont....

Hand applique, hand embroidery, machine quilting

Designed and made by Tina Lewis, machine quilted by Cindy Williams

Queen of Spades Detail

◦ If Alice in Wonderland's Spades are the gardeners, then my daughter Jennifer is surely the Queen of Spades. Her love of nature and cultivation began as a toddler, helping her grandfather grow vegetables and plant flowers. At age six, she asked Santa for a cactus. Known for her energy, good humor and creativity, Jennifer is blessed with an artistic eye, an innate gift for nurturing, and a love of working outdoors. She designs glorious landscapes that have beautified homes and businesses throughout Park City for decades and brought joy to everyone who experiences them. Her own garden is a stunning showcase for her talents, and the bounty from her impressive kitchen garden is shared with lucky friends and family.





King of Spades

Julie Bauer

King of Spades

"Shake, Rattle and Roll"

I chose a king face card because I knew it would challenge my creativity with an art quilt. Who better to represent the king than Elvis Presley, the king of rock and roll? I represented him in his younger years with an acoustic guitar. This technique was raw edge and quilted on my domestic machine.




Mad Hatter Joker

- Vanessa Moon Mad Hatter Joker
- “Mad Hatter Joker” Inspiration

My primary inspiration for using the Mad Hatter as one of the Jokers was my husband, who LOVES tea, owns an oversized checkered top hat, and even quotes the Mad Hatter on occasion (“Mustard?! Don’t let’s be silly!”). I used the cover of the Little Golden Books, “Alice in Wonderland”, as a guide for both of my cards. I also included a little nod to Winnie the Pooh on this card to reflect my love of Disney movies.

Over the last several years, I have really enjoyed making art quilts for various quilting challenges where I get to use a wide variety of techniques and materials. This year, I included using Tsukineko inks to draw on the Hatter’s face and hands, a technique I learned at Quiltfest 2019. And of course, I couldn’t leave out an element I’ve included in most art quilts since 2018, a teabag label for the Sew Good Tea Co. Each label includes the name of a unique and appropriate tea blend for the quilt it’s on.



March Hare Joker

◦ **Vanessa Moon** **March Hare Joker**

“March Hare Joker” Inspiration

Since I decided to use the Mad Hatter’s Tea Party as the inspiration for these Jokers, who better to accompany the Mad Hatter than the March Hare? He allowed me to include a wide variety of textural fabrics, including faux fur, velvet, faux suede, and minky, to give extra dimension to these quilts. Who knew that I’d ever have to tell our 5 month old kitten, Cinderella, to stop grooming the Hare’s hair?! I also love how the Dormouse made of minky turned out, especially being so small.

Another art element I enjoy adding to these types of quilts is Zentangle since I’m a CZT (Certified Zentangle Teacher). I prefer using Sakura Micron 05 pens to draw on fabric and shade with Fabrico ink pens. It is a fun and easy way to spice up quilts, such as the teacup in the Hare’s hand. Speaking of teacups, several of the teacups on these quilts are outlines of our own teacups that my hubby photographed and resized for me to trace. One last tea-inspired element came from Beauty and the Beast; can you spot Mrs. Potts? I do love Disney movies!

A special thanks to all
who participated. The
quilts are spectacular!

NOW, ALL UQG MEMBERS, GO FIND YOUR
EMAIL AND VOTE!