

# LIME TWIST

54" x 66"

## SUPPLIES:

Fabrics - precut (see attached chart)

Rotary cutter, small square ruler (I use Omnigrid 9-1/2" square), mat that will hold a 12-1/2" block.

Your favorite fabric marking device (I use Chaco Liners) or Whats My Angle piecing tool. I will have a few of both available in class for optional purchase.

Paper bag to tape to the table for garbage and scotch tape

Basic Quilting supplies (pins, scissors, etc)



## Required class kit:

**Includes full color pattern, handout, label sheet and Triangles on a Roll for the project**

## FABRIC REQUIREMENTS and PRE-CUTTING:

Please bring your fabrics cut and labelled to class. We will not get to the borders in class so it is **not necessary** to bring the 3-1/2" cream squares or the 3-1/2" x 6-1/2" large leaf print.

## PRE-CLASS PREPARATION:

If you are using different fabric/colors—you may wish to paste a swatch of the color you are using over the fabric swatch of the sample quilt colors.

Pair and pin together the following 6-1/2" fabric strips (cut in half to 6-1/2" x 20") that you have cut:

Cream and Pink Multi x1

Cream and Orange x1

Cream and Green Print x4

Cream and Lime Green x1

Lime Green and Pink Multi x1

Pink Multi and Pink Floral x4

**Fabric kits will be available through:**

**802-744-4023**








**QUESTIONS???**



**Linda J. Hahn**  
**Lawnquilt@aol.com**  
**321-586-4005**

**www.froghollowdesigns.com**

Here's the colors and fabric collection/SKU numbers for the fabrics that were used in the sample quilt. It's not necessary to replicate my colors/fabrics - by all means, feel free to choose your own. If you are using another color/fabric - cut a small swatch of what you are using and paste over the swatch on the chart.

FABRIC SWATCH	Reference	Banyan Batiks SKU number	Cutting
	Cream 3-3/4 yards  <b>All blocks</b>	Island Vibes II 80803-12	(11) 2-1/2" x 12-1/2" (5) 2-1/2" x 10-1/2" (23) 2-1/2" x 8-1/2" (41) 2-1/2" x 6-1/2" (76) 3-1/2" squares (80) 2-1/2" x 4-1/2" rectangles (4) 6-1/2" X WOF strips*  *Cut 6-1/2" strips in half so that you have two pieces approximately 6-1/2" x 20" each*
	Large Leaf Print 7/8 yard  <b>Border</b>	Island Vibes II 80800-22	(36) 3-1/2" X 6-1/2" rectangles
	Green Print 1/2 yard  <b>HST Center</b>	Island Vibes II 80806-71	(2) 6-1/2" x WOF strips*  *Cut 6-1/2" strips in half so that you have two pieces approximately 6-1/2" x 20" each*
	Multi Print 1 yard  <b>HST, Center</b>	Island Vibes II 80802-21	(80) 2-1/2" squares (3) 6-1/2" x WOF strips *  *Cut 6-1/2" strips in half so that you have two pieces approximately 6-1/2" x 20" each*
	Pink Floral 1 & 1/2 yards *includes binding  <b>HST, Center</b>	Island Vibes II 80804-22	(80) 2-1/2" squares (2) 6-1/2" x WOF strips* (7) 2-1/2" x WOF strips (binding)  *Cut 6-1/2" strips in half so that you have two pieces approximately 6-1/2" x 20" each*
	Lime Green 1/2 yard  <b>HST, Connectors</b>	Shadows Basics 81300-71	(43) 2-1/2" squares (1) 6-1/2" x WOF strip*  *Cut 6-1/2" strip in half so that you have two pieces approximately 6-1/2" x 20" each*
	Orange 1/2 yard  <b>HST, Connectors</b>	Shadows Basics 81300-56	(26) 2-1/2" squares (1) 6-1/2" x WOF strip*  *Cut 6-1/2" strip in half so that you have two pieces approximately 6-1/2" x 20" each*