



2021 DANCE! Quilt Show

Presented by: It's Sew Moab LLC

Specifics

- A Fat Eighth of a specially selected Butterfly fabric had to be incorporated onto the front side of the quilt. The picture of this fabric appears on the Title Page.
- These miniature quilts need to measure 8" x 10."
- The theme of 'Dance!' became the inspiration for all quilters.
- Because these are quilts, all had to be quilted and include a hanging sleeve plus a quilt label. Binding was another creative element.

#1

JEWEL & BESPECKLED

- Look closely and you will discover that here is a three-dimensional Butterfly all embellished as if invited to the neighborhood's Dance of the Flying Insects. Her world is adorned in glitter and glitz. She is truly regal!





#2 CIRCLES

- A collection of various fabrics were chosen to create this spectacular quilt of movement. Black metallic velvet gives depth in contrast to the light pinks and whites which creates an airy feeling of fluttering wings.
- Colored rhinestones hint of a dewey morn while the metallic thread brings to mind pools of glistening water.





#3 KOKOPELLI DANCE

- The whimsical nature of this quilt just makes you smile. Dancing Kokopelli within a ring of butterflies. I can close my eyes and picture this happy scene!
- The black felted Kokopelli strengthen the composition by bringing them to the forefront.






“When you go to the desert
And see a Kokopelli,
Just Dance.”

Anonymous

#4 DANCING SCARF

- Paired with a beautiful dancing scarf of silken-winged butterflies, this ballerina mimics their natural grace. All of the butterflies are three-dimensional.
- The yellow cording is perfect to not only form the scarf but to become the butterflies' central bodies.
- If you listen closely, you can hear the butterfly music she is dancing to.






#5 A GOOD DAY FOR BEING A BUTTERFLY

- The fresh spring earth which brings forth delicate daisies for butterflies to land upon is woven with multiple strips of various fabrics. The bottom-edged binding grounds this earth literally. The soft cloudy sky beckons the butterflies to their restful home for happy dreams.





#6 DANCE YOUR LIFE

- The grace of these ballerinas are complimented by the soft flow of their butterfly tutus.
- The metallic quilting shows how flowing this dance is by highlighting their entire stage with dancing, swirling movements.






#7 BUTTERFLIES AMONG THE LOTUS BLOSSOMS

- Two delicate creations come together for this intimate composition. Bloomed Locus are floating upon gentle water and the butterflies just can't resist!
- A great sense of depth is created with the use of the blackened swirls.
- The simple edging allows the eye to wander and the mind to perceive that there is so much more to see in this restive image.






#8 GAVE UP DANCING

- This pointe shoe instantly shows that the quilter had many years of ballet lessons. The shoe looks real with the use of pink satin and intricate stitching.
- Notice how the butterfly is the keeper of the ribbon ties.
- A lovely costume hangs on its hanger never to be worn again. But, maybe there is still dancing going on inside this quilter's heart.





#9 FLIGHT OF THE DANCE

- Dark woodlands or an emerging flower? Life is spilling from this quilt through this (paper-pieced?) image of curious exploration.
- The butterflies were created by using pink floss for the hand embroidery.
- Variegated metallic thread quilting.





#10 DANCING WITH MY BUTTERFLIES

- The emotion of pure joy is expressed through this ballerina's full leap. Her open arms welcome her exuberant partners as they pair together in perfect harmony with one another. How could her day be any better than this?
- Notice how the background fabric is colored with the perfect 'ballet' pink.





#11 CATCH OF THE DAY

- Here she is to inspire us all to enjoy the outdoors and seek God's nature around us.
- Wonderful use of tone-on-tone fabrics which give fullness to her clothing.
- The black buttonhole stitch is the perfect accent to delineate Sunbonnet Sue's activity.
- How many butterflies will she catch?






#12 FLASH DANCE

- Inspiration came from the challenge fabric's butterfly wings. This became the hummingbirds wings and tail. Wanting to make this a playful little quilt, the challenge fabric worked out perfectly. Also, notice how the polkadot fabric became part of both bird's bodies.
- The quilted loopy hearts were added to indicate the attraction between the two hummers, as well as to suggest the elaborate courtship flight display carried out by the male.





Flash Dance

- Courting male hummingbirds rely on their bright reflective colors to attract the females, literally flashing them in the light. It can be quite entertaining to watch this “flash dance.”

#13 GARDEN BASKET

- The butterfly and posy are best friends. They keep each other abreast on what is going on in their world of nature.
- Perfect piecing and the white background makes this basket stand out.





#14 BEAUTY ALL AROUND ME

- All decked out in her party dress, this sweet girl is as happy as a lark. Willowy sleeves and colors mimic nature's surrounding colors. She is so happy!
- Prairie Points frame her central image.
- The color variations of the embroidered threads gives important shadow effect of her pose and clothing, and lights up her face.






#15 DANCING TREE

- The gentle movement of tree branches and leaves, in unison with the wind, is dance! The special butterfly fabric complemented the making of this quilt.
- One begins with a piece of material and then slowly it transforms into a quilt. A butterfly does the same by building a cocoon then transforming itself into a beautiful butterfly.





#16 DANCE ON

- Is this ballerina looking at you or away from you? Either way, she is a study of grace.
- Pale blue decorator fabric gives the formality of watching this performance on stage. It shimmers with light.
- Swirly pink quilting hints to the many pirouettes she has perfected throughout her years.





#17 DANCING FLAMINGOS

- Are these flamingos dancing in the rain? The background fabric's diagonal lines hint to this and gives the feeling that these very dressed birds are having one heck of a good time dancing and splashing in a warm, spring day rain puddle.





#18 EN POINTE

- The softness and grace of ballet comes through by the use of soft colors. She is wearing a magnificent tutu.
- Look closely at the quilting. Her stage is 'dance' itself.
- Wonderful border technique which draws your eye directly to this pretty ballerina.





#19 TWO-IN-ONE BUTTERFLY LIFE CYCLE & BUTTERFLY ACCESSORIES

- The left side shows 'Life Cycle' read from bottom to top. Closely see the eggs, then the caterpillar, its pupa, the butterfly emerging, and the full, showy adult butterfly.
- The right side has the butterfly's 'Accessories.' Notice from the top down a purple hair tie, metallic hair tie, a hair clip, and a cute, pink lace bracelet. Clever!
- The musical binding hints to the Dance! theme.





#20 I HOPE YOU DANCE

- Painted image of a fun couple enjoying their dance time together in Moab's desert. Thread painting enhances the entire image.
- Dressed to impress, their fancy outfits compliment their fancy footwork.
- The liveliness of the gentleman's dance tune is told through the swinging of the lady's skirt and this couple's high kicking feet.





#21 FLOWER FAIRIES

- Is your garden home to such happy floral fairies as these? They could not be more beautiful wearing such gorgeous dresses.
- The bubble balls show that they are enjoying a fun-filled day of playfulness.





The Women of Shesh Mishzar

Many Thanks for your loyal participation.

We are quilt sisters no matter how far apart we may live.