

**Open Monday-Saturday,  
By appointment**  
Contact: Cynthia Spencer  
cynthia@stitchyourartout.com  
(814) 238-4151

**Where Color Inspires Creativity!**  
235 East Pine Grove Road  
P.O. Box 528  
Pine Grove Mills, PA 16868  
www.stitchyourartout.com

### Welcome to a New Year!

We're stepping into a new year, and after the holiday busyness, I'm sure you can't wait to start creating new things! There's such freshness and anticipation each January.

We're starting a new year of engaging classes and events to enrich your life. Join us for everything from a new Tula Pink block of the month, to a new Really Clear knitting year, to learning how to crochet, to going on a relaxing fiber retreat at Lake Raystown Resort this April (before gardening season starts!).

I have a few other events up my sleeve that will be announced later, so be sure to read my Monday emails, and to join me on social media!

For now, read on to see what we have happening from winter through the spring.

### Pesky Class Policies

Payment is expected at signup. Cancellations will be given shop credit. For quilting classes, bring basic sewing supplies—machine, scissors, pins, rotary cutter, etc. For knitting and crochet classes, have the needles and hooks, plus the usual notions, such as scissors, stitch markers, etc.

### Be Part of the Shop

**Websites:** [www.stitchyourartout.com](http://www.stitchyourartout.com) and [www.reallyclear.com](http://www.reallyclear.com).

**Facebook:** [Stitch Your Art Out](#) and [Really Clear](#).

**Instagram:** [Stitchyourartout](#) and [reallyclear](#).

Be sure to hit "like" on my social media posts. It gets them seen by others. It truly helps!

### Appointments:

I can't describe how grateful I am that you enjoy appointments. It makes a huge difference in my life. I can think and help each person. (But if you don't need help, please just set up a time to browse!)

You may sign up for an appointment [here](#), or call the store at 814-238-4151. I'm available Monday through Saturday, in the morning, afternoon, and evening. If I'm traveling or have a day off, my helpers will usually leave at 2:30 or 3:00.

If you want to come in earlier or later than appointments listed on the calendar, just give a call. I'm here for you.

*Cynthia*

# Knitting and Crocheting Classes

## Knitting 101



Want to learn how to knit? Or need a refresher after many years of being away from your knitting? Take our beginning-knitting course. You'll learn how to cast on, knit, and purl, and you'll make a pretty scarf. **Supplies:** Easy Looped Scarf pattern (for sale at the shop), supplies as listed on the pattern. **Date:** Tuesdays, January 9 and 30, from 6-8 p.m., OR Fridays, February 23 and March 15, from 2-4 p.m. **Cost:** \$40.

## Crochet 101



Pick up that hook and learn to crochet! Kirsten, who crochets all kinds of amazing things, will show you the ropes. (Then when you've practiced on something easy, sign up for her amigurumi class.) Once you understand the basics, you'll be able to do anything! **Supplies:** Kirsten will help you with supplies the first day of class. **Dates:** Saturdays,

January 27 and Feb. 3, from 3-5 p.m. **Cost:** \$40 plus supplies.

## Amigurumi



Everyone loves cute little amigurumi animals. They're taking over these days! Join Kirsten to learn how to make this adorable cat in a bathing suit. Important: You must know how to crochet. Take Crochet 101 first! **Supplies:** Let us get you the pattern. You'll need the yarn and hook as listed. **Date:** Saturday, February 17, 3-5 p.m. **Cost:** \$30 plus supplies.

## Beaded Necklace



Unleash your inner jewelry designer by creating a necklace from yarn and beads. This knitting project can actually be finished in a few hours. You heard that right! Not only that, but you also end the evening with a beautiful piece of jewelry that's perfect for wearing to the beach or for gifting. You must know basic knitting (casting on, binding off, knitting, and purling) to take this class. **Supplies:** We have the pattern and supplies needed at the store. Come see us! **Date:** Tuesday, April 23, 6-9:00p.m. **Cost:** \$30 plus supplies.

## Baby Penguin



This little penguin is beyond adorable, beyond cute, beyond words! If you know how to knit and purl, Cynthia Mazzant will take you through the steps! **Supplies:** Penguin pattern (we'll get it for you), and yarn to go with it. We'll put together kits for the class once we see how many people have signed up. You can buy the kit that night. **Dates:** January 16 and 23, 6-8 p.m. **Cost:** \$38 plus supplies.



## Fair Isle 101



Fair Isle looks so scary! All those colors and shapes! But it's easy. Cindy Mitchell will show you all the tricks, and at the end of the night, you'll leave with a headband that's almost complete—for real!

**Supplies:** First Fair Isle pattern (available at the shop), supplies as listed on the pattern. **Dates:** Saturday, January 20, 10 a.m.-noon. **Cost:** \$30 plus supplies.

## Fake-Out Thrummed Mittens



Real thrummed mittens are mittens that have a little piece of roving draped over every 3 or 4 stitches. Each piece is cut separately. The mitten feels fantastic—but to be honest, it's a pain to make. Enter the Fake-Out Thrummed Mittens. Made with one strand of thinner yarn and one strand of thicker yarn, they're as easy as Fair Isle. This would be a terrific class right after Fair Isle 101, to practice your skills. You should be comfortable with knitting and purling before taking this class. (If you're a newer knitter, consider taking the Fair Isle 101 class before this one.) **Supplies:** One skein of DK, worsted, or Aran-weight yarn (the thicker the yarn, the bigger the mitten), and one skein of Rasta or another equally thick yarn. Needles of your choice for knitting in the round. Choose one size that's the same as the ball-band recommendation for the thinner yarn, and another two sizes smaller for the cuff. The pattern is a new one from Cynthia and will be released within the next week or two. **Dates:** Sundays, January 28 and February 11, from 1-4 p.m. **Cost:** \$38.

## Knitting Inspiration



Want to learn a specific technique? Want to play with stitch patterns? Want to figure out what to make with your stash? Join Cynthia Mazzant for an evening of fun with knitting! **Supplies:** Bring yarn and needles, or buy them when you arrive. Bring ideas or patterns, if you have them—but if you don't, Cynthia will help you figure something out! **Dates:** Sign up for each class separately. Classes are held Tuesday nights, January 2, February 13, March 12, April 9, and May 14, all from 6-8 p.m. **Cost:** \$25 for each session.

## Really Clear Year



Join Cynthia in this lively class that not only gives you new ideas for knitting, but also helps you understand how patterns are designed, and why designers make the choices they do. Our community of Really Clear knitters is a cheerful group, and we have fun as we journey through a new pattern every other month. **This class is on Zoom only. Supplies:** For the first class, we'll be making socks called Meet the Beetles.



You'll need a self-stripping yarn that contrasts with a background color. (If you don't want bugs on your socks, we'll talk about what you do want as an alternative plan!) **Dates:** This is a Zoom class. Thursdays, your choice of 9-11 a.m. or 6-8 p.m. (You can come to whichever class works, in case you need to wiggle around your day.) The classes will be held January 25, March 21, May 23, July 25, September 26, and November 21. **Cost:** \$60.



## Sock Club



This popular class will give you the chance to play with all kinds of different sock patterns! Each month, we'll make a different sock! You should know how to make socks before taking this class. If you don't, sign up for Socks 101 (next page).

**Supplies:** Eleanor will send you the supply list before each class. **Date:** Sundays, March 24, April 21, and May 19, 1-4 p.m. **Cost:** \$45.

## Socks 101



If you've never made socks before, start here! Cynthia will teach you how to work in the round, and how to make all the parts of a sock. You'll have your choice of toe-up or top-down methods. You must already know how to knit and have a few projects under your belt before taking this class.

**Supplies:** Come in, and we'll fix you up with both the pattern and yarn. You'll need two circular needles in size 1 or 2. You'll have your choice of going toe-up or top-down, and we'll fix you up with the appropriate pattern. **Dates:** Mondays, January 29, February 5, and February 12, 5:30-7:30 p.m.

**Cost:** \$45.

## Sweater of your choice



As the name of the class says, choose any sweater you wish! Learn to knit a sweater with no experience, start a new one with previous experience, or keep working on one from a previous class! It's your choice! **Supplies:** Talk with Cynthia about a pattern, and then pick out supplies

as listed on the pattern. I'm going to run this class a bit differently this year. The class will be held once a month, and each class will be priced separately, with discounts for purchasing more classes. **If you want the discounted price, you need to call or stop by! The online system we use won't be able to do this.** (If you're in a sweater class now that goes into 2024 and want the discounted rate, I'll comp you for your current classes.) If you want just a bit of help one night, sign up on a class-by-class basis!

### Dates:

Session 1 (in store, Fridays from 2-4 p.m.): January 12, February 9, February 23, March 22, April 19, May 17, June 14, July 19, August 16, October 11, November 8, December 13.

Session 2 (Zoom, Wednesdays from 6-8 p.m.)  
January 24, February 21, March 20, April 24, May 22, June 26, July 24, August 21, September 25, October 23, November 13, December 11.


If these classes fill, we'll open another session.

**Cost:** Price per class: \$25. Price for purchasing 6 classes (January through June): \$112.50 (which is \$18.75/class or 25% off). Price for purchasing all 12 classes: \$150 (which is \$12.50/class or 50% off).




# Quilting Classes

## Block of the Month: Tula Pink



Everyone is wild about Tula Pink—because her fabrics are wild! When I saw her animal prints, I decided I had to do a block of the month using them. So I ordered in several collections, which are now out of print. We'll combine prints with solids, for the simplest block of the month we've ever done—but perhaps the most colorful one. This will be an exciting year! **Supplies:** Each month, we'll have a packet for you that contains four blocks. You'll make them on your own, at home. By the end of the year, you'll have the blocks for the most delightful queen/king quilt you've ever seen! You'll also want a Flying Geese ruler (we'll use it each month), and if you don't have a 6.5" square ruler, this might be a good time to pick one up! **Pick-up dates** (packs will be out by 10:00 a.m.): Saturdays, January 27, February 24, March 23, April 20, May 25, June 22, July 20, Aug 24, Sept. 28, Oct. 26 (for finishing if needed). **Cost:** \$159 for the quilt top, tax included. Rulers are separate.

## Free-Motion Quilting 101



Harness the power of your sewing machine, and learn to quilt like a quilter in the wind! You can do so much—stippling, and making a million other patterns. We'll get you going, and you'll be an expert in no time. If you've made two or three small quilts, you're ready for this class. **Supplies:** *First Steps in Free Motion* book, three fat-quarter quilt sandwiches made of ugly, low-patterned fabric or muslin, and thread that shows up well on your sandwiches. **Date:** Friday, January 19, 2-4 p.m. **Cost:** \$30



## Improv Quilting



“Do you have a pattern for that?” It’s a question often asked about the improv quilt that hangs in the shop. The answer is, you don’t need a pattern! In one night, you’ll learn how to sew random-sized pieces together to create a quilt that draws lots of interest! **Supplies:** Bring scraps along in all the colors you love. Bring your machine, rotary cutter, and all basic sewing supplies. **Date:** Thursday, Feb. 22, 6-8 p.m. **Cost:** \$30 plus supplies.

## Flying Geese



So. You’ve signed up for the Tula Pink block of the month. And you’ve seen that it is made up of

almost all Flying Geese. And those have always gone “not well” for you. Let’s fix that in this class! You’ll be ready to go home and sew your actual blocks for January, well ahead of the February blocks! **Supplies:** Flying Geese ruler and scraps of fabric for practice. Bring your machine to class. **Date:** Wednesday, January 31, 6-8 p.m. **Cost:** \$30

## Pineapple Quilt



Embark on a tropical quilting adventure with our pineapple-quilt class! Learn tips and tricks to make this block—which normally goes wonky with stretching—a breeze! **Supplies:** Pineapple ruler from Creative Grids (your choice of size), and lots and lots of scraps. Bring your machine to class. **Date:** May 16, 6-8 p.m. **Cost:** \$30.



## Quilting 101



You've looked at quilts and always thought they must be so hard to make. Well, not really. But it does pay to know the tricks of getting proper seam allowance, good pressing techniques, and more, to have the result you want. It'll all come together in Quilting 101! Join us, and enter an adventure of color and pattern! **Supplies:** Get the pattern from us a few days before class, and when you do that, we'll help you choose fabrics that will work. You'll need a sewing machine in working order, a rotary cutter, and a ruler. Please buy the notions from us so that the quality is good and your tools work. If you don't have a machine, please talk to us. **Dates:** Saturdays, Feb. 24 & March 9, from 3-6 p.m. OR Wednesdays, May 1 and 8, 6-8:30 p.m. **Cost:** \$42.

### Walking Foot Quilting



It's hard to know what to quilt sometimes, other than "stitching in the ditch" or making X's across squares. Well, let's spend a night playing with designs that will make your quilt sing! The walking foot makes it easy. Join us to learn how to use this super-useful foot in creative ways! **Supplies:** The book *Walk*. (We have it at the shop.) Three fat-quarter quilt sandwiches made of fabric you don't like. Or feel free to bring a few placemats that are low-risk projects you'd like to get quilted! **Date:** Tuesday, May 7, 6-8:00 p.m. **Cost:** \$30.


### Wool-Appique Pillow (or wall hanging if you prefer!)



Handwork is the most peaceful thing one can do—it's easy, but it requires just enough concentration to put us in a meditative state. Learn this soothing way of quilting in an easy project! Mary Beth will even teach you to add beads! **Supplies:** Bead needles, size 11 straw needles, embroidery floss, wool (for background and flowers), small sharp scissors, marker, four tubes of beads. **Date:** Saturday, February 10, 10 a.m.-noon. **Cost:** \$30.



## Finish that Quilt!




You have a quilt in the back of a closet, or multiple quilts in boxes. Ugh. Why won't they just go away? Well, let's see if we can make that happen. Bring them in. Let's spend a night figuring out why they're stuck and what to do with them, and then a second night working on them. It's time for momentum!

Bring your machine both nights, just in case.

**Supplies:** Quilts that haven't seen the light of day in a while. **Dates:** Wednesdays, May 29 and June 5, 6-9 p.m. **Cost:** \$38.

## Dresden Plate



The Dresden plate is distinctive, with its circular arrangement of radiating fabric "petals" that provide striking visual impact. Blend a traditional block with our modern fabrics for extra impact. This classic quilt block is easy and fun with our Dresden Plate ruler! **Supplies:** Creative Grids Dresden ruler, coordinated scraps of fabrics, a background fabric about 18" square. We have charm packs of Kaffe Fassett fabrics, if you'd like to go in that direction. Please sign up for this class in advance, so we can order in the rulers in time. **Dates:** Tuesday, March 26, 6-9 p.m. **Cost:** \$30.

## Pillowcase Class



If you'd like basic sewing, take a class on how to make a pillowcase—here it is! We'll help you choose FUN fabrics and take you through the process. **Supplies:** Check with us. Please bring a sewing machine, pins, and scissors to class. **Date:** Thursday, January 11, 3-5 p.m. **Cost:** \$30.

# Lake Raystown Retreat 2024!

Immerse yourself in the serene beauty of Lake Raystown Resort, surrounded by fellow quilting and knitting enthusiasts. Our four- (or three-) day retreat offers the perfect opportunity to enhance your skills, connect with like-minded individuals, and create beautiful pieces in a picturesque setting. We'll have classes and demos for those who want them, and if you just want to work on your own—that's fine, too.

You may come starting either Thursday or Friday, and we'll run through Sunday. The 2024 dates are April 25 or 26 through April 28.

If you have food sensitivities, Lake Raystown is wonderful about accommodating them.

**A \$100 nonrefundable deposit** holds your spot. Don't miss out on this unique opportunity to rejuvenate your creativity while enjoying the serene ambiance of Lake Raystown Resort. Book your spot at our exclusive four-day knitting or quilting retreat now. You may either call the shop to sign up, or go here to place your deposit.

Here's what we'll be doing each day.

## Thursday

Arrive any time after 10:00 a.m. Quilt and knit on your own all day.

Noon: Lunch

2:00 p.m.: Afternoon Sundae Bar

6:00 p.m.: Dinner

## Friday

8:00-9:00 a.m.: Breakfast (for Thursday group only).

Friday group: Arrive any time after 9:00 a.m.

10:00 a.m.: Mystery clues for knitted **cowl** and **runner** begin.



10:30 a.m.: Sidewinder Beanie class



Noon: Lunch



1:00 p.m.: Zen Knot bag. This bag uses four fat quarters and is reversible. The pictures below are all of the same bag! (I'll make the pattern available in May after the retreat.)



2:00 p.m. Afternoon sundae bar

3:00 p.m. Colonial Skirt Demo



## Saturday

8:00-9:00 a.m. Breakfast

10:00 a.m. Half-rectangle tool demo

The Creative Grids half-rectangle tool is a versatile way to make half rectangles in seven sizes! Here are just a couple of the things you can do with it. We'll give you a demo, then set you loose to play!



Noon: lunch

1:30-2:00 p.m.: Folded Fabric star



If you start in April, your tree will be filled with stars in December. It makes a great housewarming gift, too!

2:30-3:30 p.m.: How to Portuguese Knit class



Knitters who switch to Portuguese knitting are happy! You can wear the yarn around your neck, or you can collect beautiful knitting pins, similar to the one we show here. See that hook at the bottom? The working yarn goes through it. (We vote for beautiful!) We'll have a large selection of pins available, but we'll show you



both ways of working. Valerie is an expert Portuguese knitter and will be teaching this class. She no longer has time to teach in the evenings at the shop, so now you have the perfect reason to sign up for the retreat!

6:00 p.m.: Dinner

## Sunday

Play on your own day

10:30-11:30 a.m.: Brunch

11:30 a.m.: Show and Tell—what did you get done this weekend? Play until 4:00 p.m.

Must be packed and out by 5:00 p.m.

We have limited capacity in the room for this retreat and are already half full because every year, most of the current retreaters sign up again for the next year. **Be sure to sign up early** so you're not disappointed! You may sign up for either three days (April 26-28) or four days (April 25-28). Early-bird sign up is by Jan. 31, which will give you a \$25 discount per person. The early-bird pricing is as follows:

Friday through Sunday, April 26-28: Single \$650/person; double \$575/person. Thursday through Sunday, April 25-28: Single \$875/person; double \$850/person. After January 1, the price will increase by \$25.

You'll need to give us a nonrefundable \$100 deposit to hold your place. Full payment must be made by April 21. You may want to buy online trip insurance that includes COVID coverage. I've found several companies online that do this for around \$80.