

Monster Eyes Color-Me Valentine

Design by Christy Brokens

Any sweet monster would love to color dozens of these cute Valentines and give them to everyone he knows!


WHAT YOU NEED

- Print out of Monster Eyes art
- Scissors
- Colored pencils, markers, crayons, or watercolors
- Googly eyes
- Crafts glue (if using non-adhesive eyes)

HOW TO MAKE THE PROJECT

- 1 Print the Digital Download Sheet for this project. When printing, you may want to use a heavier paper such as cardstock or if you want to paint the design, print on watercolor paper.
- 2 Use colored pencils, markers, watercolors, or whatever you like to color in the design.
- 3 Glue the two googly eyes onto the front of the card. If using adhesive eyes, simply attach to the front of card.






I ONLY HAVE

EYES


FOR YOU



I ONLY HAVE

EYES


FOR YOU



I ONLY HAVE

EYES

FOR YOU



I ONLY HAVE

EYES

FOR YOU