

Squared Edges for the Simple Curves Bonus Pattern


	Exact Amount Needed	Yardage Suggested
Frame	21"	$\frac{3}{4}$ yd

Cutting	Strips		Sub-Cut	
Smiles	1	$10\frac{1}{2}" \times$ width	7	$5" \times 10\frac{1}{2}"$
Frowns	1	$10\frac{1}{2}" \times$ width	7	$3\frac{1}{2}" \times 10\frac{1}{2}"$


Place the Simple Curves tool on the bottom of the rectangle.

Cut along the lower edge of the tool only.

$5" \times 10\frac{1}{2}"$



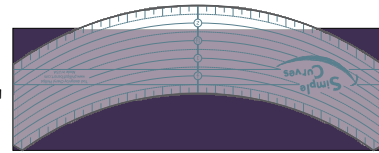
Smile
Frame




Place the Simple Curves tool in Frown position on the bottom of the rectangle.

Cut along the lower edge of the tool only.

$3\frac{1}{2}" \times 10\frac{1}{2}"$



Frown
Frame



Sew Smiles and Frowns to each group.

Sew the groups together.

