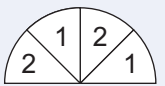


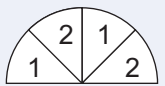
Twister One

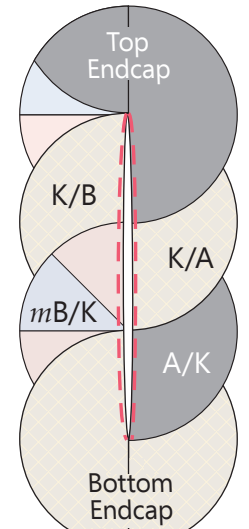
Twister One Fabric  
**A**  
Cut (2) 8"x8"  
(4) 14½"x8"

Twister One Fabric  
**8**  
**B.1**

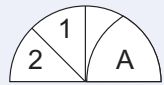
Twister One Fabric  
**8**  
**B.2**

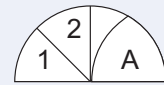
Half Circle  
**B**  
  
Make 1  
Pin to front side


Half Circle  
**mB**  
  
Make 1  
Pin to front side

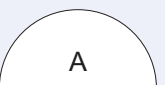


Twister One

Endcap Side  
  
**Top Right**

Endcap Side  
  
**Bottom Left**

Endcap Side  
  
**Top Left (one)  
Bottom Right (one)**

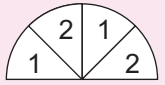
Half Circle  
  
**Bottom Left (one)  
Top Right (one)**

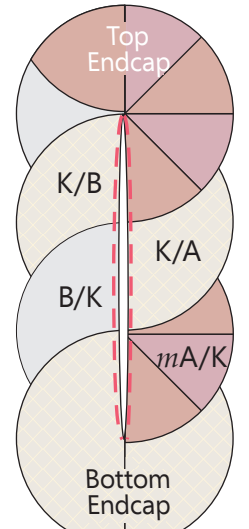
Twister Two Fabric  
**8**  
**A.1**

Twister Two Fabric  
**8**  
**A.2**

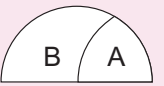
Twister Two Fabric  
**B**  
(2) 8"x8"  
(4) 14½"x8"

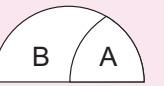
Half Circle  
**A**  
  
Make 1  
Pin to back side

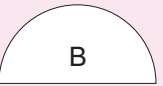
Half Circle  
**mA**  
  
Make 1  
Pin to front side

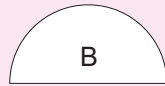


Twister Two

Endcap Side  
  
**Top Left**

Endcap Side  
  
**Bottom Right**


Endcap Side  
  
**Top Left (one)  
Bottom Right (one)**

Half Circle  
  
**Bottom Left (one)  
Top Right (one)**


Twister Two

Blossom Fabric  
**A**  
Cut (6)  
14½" x 14½"

Bonus Blossom *page 30*  
**TOP A**  
  
Pin to the back side

Bonus Blossom *page 30*  
**TOP A**  
  
Pin to the back side

Bonus Blossom *page 30*  
**TOP A**  
  
Pin to the back side

Bonus Blossom *page 30*  
**TOP A**  
  
Pin to the back side

Blossom

Blossom Fabric  
**B.1**  
Cut (6)  
14½"x8"

Bonus Blossom *page 30*  
**TOP B.1-B.2**  
  
Pin to the back side


Bonus Blossom *page 30*  
**TOP B.1-B.2**  
  
Pin to the back side

Bonus Blossom *page 30*  
**TOP B.1-B.2**  
  
Pin to the back side

Bonus Blossom *page 30*  
**TOP A**  
  
Pin to the back side

Blossom Fabric  
**B.2**  
Cut (6)  
14½"x8"

Bonus Blossom *page 30*  
**TOP B.1-B.2**  
  
Pin to the back side

Bonus Blossom *page 30*  
**TOP B.1-B.2**  
  
Pin to the back side

Bonus Blossom *page 30*  
**TOP B.1-B.2**  
  
Pin to the back side

Bonus Blossom *page 30*  
**TOP A**  
  
Pin to the back side

Basic


Basic Fabric  
**A**  
Cut (2) 8"x8"  
(4) 14½"x8"  
page 4


Basic Fabric  
**B**  
Cut (4)  
14½"x8"  
page 4


Backing Fabric  
**K**  
Cut (8)  
14½"x8"  
page 4


**TOP**  
Endcap  
Pin to the  
**front** (A-B) side  
page 10

**BOTTOM**  
Endcap  
Pin to the  
**back** K side  
page 10

Half Circle  
  
Pin to the **back** side  
page 10

Half Circle  
  
Pin to the **front** side  
page 10

Half Circle  
  
Pin to the **back** side  
page 10


Half Circle  
  
Pin to the **front** side  
page 10

*Braided Twist*

Master Label Page


This page may be photocopied for personal use.


*I've found labeling to be my secret weapon for keeping mistakes to a minimum. You won't have to stop to think as often! I hope you'll give these a try. Enjoy! ~Cheryl*


45° Twist Fabric  
  
**A-1**  
page 15


45° Twist Fabric  
  
**A-2**  
page 15

45° Twist Fabric  
  
**A-3**  
page 15


45° Twist Fabric  
  
**B-1**  
page 15


45° Twist Fabric  
  
**B-2**  
page 15


45° Twist Fabric  
  
**B-3**  
page 15


45° Twist Fabric  
  
**H**  
page 15

45° Twist Fabric  
8 14½"x8"  
Rectangles  
**K**  
page 15

**A** Unit  
  
Make 2  
page 16

**mA** Unit  
  
Make 2  
page 16

**B** Unit  
  
Make 2  
page 16

**mB** Unit  
  
Make 2  
page 16

45 Twist

Quarter Circle  
**A-1**  
page 15

Quarter Circle  
**A-3**  
page 15

Endcap Side  
**Top Left**  
**B**  
page 17


Endcap Side  
**Bottom Right**  
**mB**  
page 17

Endcap  
**Top Left**  
**A-3-B**  
page 18

Endcap  
**Bottom**  
**A-1-mB**  
page 18

Half Circle  
  
Pin to the **back** side  
page 21

Half Circle  
  
Pin to the **front** side  
page 21

Half Circle  
  
Pin to the **front** side  
page 20

Half Circle  
  
Pin to the **back** side  
page 20