

QUILT SIZES

Use this handy reference to help you determine the size quilt you need to make and the batting size to purchase. It will also help you visualize how a specific quilt size will fit your bed.


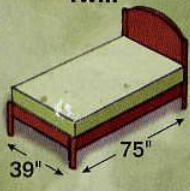



Quilts to be used with a dust ruffle (with the exception of crib quilts) include a 12-inch drop on the sides and bottom of the quilt. This size is designed for a dust

ruffle, and no extra length is added for pillows. Use pillow shams or coordinating pillow cases.

Quilts that cover the box spring (except crib quilts) include a 16-inch drop on the sides and bottom and an extra 10 inches for pillow tuck. The quilt does not reach the floor, but it covers the mattress and box spring, making a dust ruffle unnecessary.



IDEAL QUILT MEASUREMENTS AND BATTING SIZES (IN INCHES)

	Crib	Twin	Double (Full)	Queen	King
					
Quilt Used with Dust Ruffle	30 × 45	63 × 87	78 × 87	84 × 92	100 × 92
Batting Size	45 × 60	72 × 90	81 × 96	90 × 108	120 × 120
Quilt to Cover Box Spring	36 × 54	71 × 101	86 × 101	92 × 106	108 × 106
Batting Size	45 × 60	81 × 96	90 × 108	120 × 120	120 × 120