

Hoop Sisters

SEE WHAT YOUR EMBROIDERY MACHINE CAN REALLY DO



Copyright 2018 © HoopSisters.com


Thanksgiving Bread Basket

Supply List

Filename	Fabric 1	Fabric 2	Fabric 3	HOOPShape™	Medium weight Tear Away Stabilizer	Battilizer®	
# of files to stitch in ()	Main Fabric	Lining Fabric	Accent Fabric	1 ½ yard package		1 - 5 yard package	
Side1A (1)	12 - 6" x 6"	2 - 6" x 11"		12 - 5" x 5"	8 pieces to fit the hoop		
Side 1B (1)		1 - 11" x 11"					
Side 2A (1)							
Side 2B (1)							
Side 3 (4)							4 - 6" x 1½"
Bottom (4)							
TopLeft (2)		4 - 6" x 8½"				4 pieces to fit the hoop	
TopRight (2)		2 - 11" x 13"					

Additional Supplies to have on hand:


- Embroidery thread for Pumpkin Quilting
- Assorted embroidery thread colors for the Bread Basket designs
- Embroidery bobbin thread
- Superior Vanish Lite Thread
- 8 - 5/8" covered button kit - or shank buttons of your choice



Side1A Side1B

Side1A, Side1B, Side2A, Side2B, Side3, Bottom

File Size: 5" X 5"



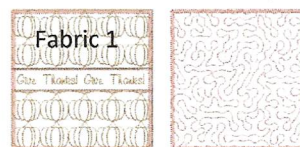
Side2A Side2B



Fabric 2

TopLeft, TopRight

File Size: 7.32" X 5"



Side3 Bottom

Photocopying, digitizing, and all other copying to "share" these instructions is strictly prohibited by law. Thank you for respecting the designer's copyright.