


MY BERNINA



Presser Feet and Accessories

BERNINA PRESSER FEET ACCESSORIES WORKBOOK





made to create **BERNINA**

TABLE OF CONTENTS

INTRODUCTION	4	CORDED EDGE	25
FEET INFORMATION	5	NARROW HEM.....	26
SEAMS	6	TRIMMED EDGE.....	27
PATCHWORK SEAM	7	SPECIALTY FABRICS	28
STANDARD SEAM.....	8	SEWING JEANS & DENIM	29
KNIT SEAM.....	9	SEWING LEATHER, VINYL & PLASTIC....	30
FAGOTED SEAM	10	APPLIQUÉ & DECORATIVE STITCHES	31
HEMSTITCHED SEAM.....	11	BLANKET STITCH APPLIQUÉ.....	32
EDGE JOINING SEAM.....	12	INVISIBLE APPLIQUÉ	33
FLAT FELLED SEAM.....	13	DECORATIVE STITCHING	34
CLOSURES	14	QUILTING	35
MANUAL BUTTONHOLES.....	15	MACHINE QUILTING	36
DUPLICATE BUTTONHOLES.....	16	ECHO QUILTING - FOOT #55	37
ATTACHING BUTTONS.....	17	ECHO QUILTING - FOOT #44C.....	38
CENTER ZIPPER	18	FREE-MOTION QUILTING.....	39
INVISIBLE ZIPPER.....	19	FREE-MOTION STITCHING	40
SEWING HOOK-AND-LOOP TAPE	20	RULERWORK QUILTING.....	41
HEMS & EDGE FINISHES	21	STIPPLE QUILTING.....	42
BLIND HEM	22	PIPING	43
BIAS BINDING	23	STANDARD PIPING.....	44
FRENCH BINDING.....	24	MINI PIPING	45

TABLE OF CONTENTS

DOUBLE PIPING	46
JUMBO PIPING	47
PLEATS, TUCKS, & RUFFLES	48
GATHERING	49
CORDED PINTUCKS	50
PINTUCKS & DECORATIVE STITCHING ..	51
PLEATING & RUFFLING	52
NARROW TUCKS	53
COUCHING	54
BASIC COUCHING	55
ATTACHING STRANDS OF BEADS	56
FLAT COUCHING	57
FREE-MOTION COUCHING	58
SURFACE DESIGN	59
HEMSTITCHING	60
EYELET EMBROIDERY	61
LACE INSERTION	62
NEEDLE FELTING	63
SASHIKO	64
SEWING CIRCLES	65



INTRODUCTION

BERNINA has almost 100 presser feet and accessories. Why so many?

- Improves sewing skills—Presser feet designed to do certain tasks help you to sew better, improving skills, often with a simple change of the presser foot!
- Faster sewing, quicker results—Many presser feet and accessories were designed for factory use, where time and production are of major importance; gives you more time to sew!
- More professional-looking projects—The right tools for the right job result in projects that are crafted with a look that does NOT say, “homemade.”
- Offers more creative options—Sometimes the only way to accomplish a task is with a specialty presser foot; add new tricks to your sewing machine!

This workbook is designed to be used as a step-by-step guide to familiarize you with many of the BERNINA presser feet and accessories. Once you have completed the stitching exercises, attach the sewn samples to the information pages (or add an extra mounting page as a facing page) and insert the pages into plastic page protectors to store in a 3-ring binder. They can then be used as a reference tool as you use your machine and explore its creative possibilities.

BERNINA strives to provide its customers with quality sewing machines, and informative publications and classes. Along with providing My BERNINA Classes, your local BERNINA dealer stocks The Big Book of Feet, a complete guide to BERNINA presser feet and accessories. Plus, BERNINA’s website and blog offers product information, free projects and a variety of articles that appeal to all types of stitchers, no matter which machines are their favorites.

www.bernina.com
weallsew.com

