

# SNIPPETS

from The Village Quilter

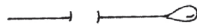
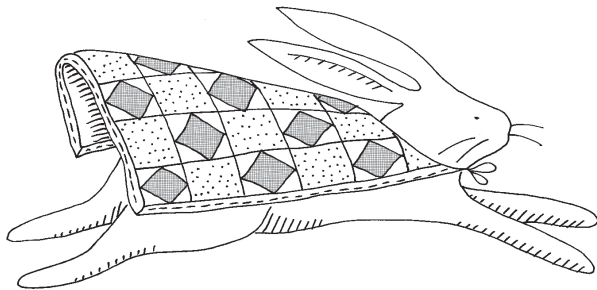
The Village Quilter • 609-265-0011 • 10 Charles Street, Historic Mount Holly, NJ 08060 • Spring 2015

## NJ Shop Hop 2015 is coming!

April 24th – May 3rd 2015  
[www.njshophop.com](http://www.njshophop.com)

Pick up your free passport at any of the 11 participating shops  
\*New shops this year!

- Aardvark Quilts Morris Plains NJ
- Fabric Inspirations, Manalapan Township NJ
- The Little Shop, Haddonfield NJ
- Mouse Creek Quilts, Howell NJ
- Needle & Pins, Mullica Hill NJ
- The Pin Cushion Vineland, NJ \*
- The Quilted Nest, Collingswood NJ \*
- Pennington Quilt Works, Pennington NJ
- Quilting Possibilities, Forked River NJ
- Rock Paper Scissors Montclair NJ \*
- The Village Quilter, Mt. Holly NJ



## The Village Quilter is a proud participant in National Lemonade Days

In support of Alex's Lemonade Stand Foundation (ALSF)  
June 12-14 2015

You can help make a difference in the battle against childhood Cancer. Stop in at the shop for a glass of lemonade & with a donation to ALSF. You will be entered into a drawing for our blue and yellow lap quilt.

## 2nd Saturday Morning Demo's

April 11 • May 9 • June 13

Join us every 2nd Saturday morning at 9:30am  
for demo Saturdays!

We'll show you: new quilting products, recipes,  
free pattern & giveaways

## Saturday Sampler 2014-2015

Always the 3rd Thursday, Friday & Saturday  
of each month! Mark your calendars, ladies.

## Meet & Greet Your Spring Teachers

Saturday, April 4th • 11 am

Register for your class(es) & receive a 15% coupon good  
towards your class supplies.

Light refreshments, drawing for a free class & more!

## Jo Morton Little Women's Club Quilt Exhibit

June 12, 13 & 14

Our 40+ ladies in the JLWC will be exhibiting their beautiful little quilts  
throughout the shop!

## Row by Row Experience 2015

It's back again for another great summer adventure & now  
in all 50 States & Canada

Travel & Collect Rows  
June 21-Sept 8 2015

Bring in completed quilt for a prize  
June 21-Oct 31 2015

Shop Online at [www.thevillagequilter.com](http://www.thevillagequilter.com)

# Classes & Clubs



## Quilting Essentials

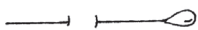
**Learn to Quilt, a complete beginner's class**

Sue • 8 sessions SMR

Wednesday Evening Session • 4/1, 4/8, 4/22,  
4/29, 5/6, 5/13, 5/27, 6/3 • 6:30-8:30pm

\$75 + pattern, fabrics & supplies

You can make your first quilt in a choice of 2 sizes! If you were looking for an opportunity to learn to quilt, then this class is for you! You will learn all of the basics from fabric selection, rotary cutting, strip piecing, half square triangles, block assembly, borders, marking, basting and simple machine quilting and binding! And when you're done you will have completed a lovely lap-size or crib quilt!



### Advanced Beginner-Spring Fancy

Sue Morrison • 6 sessions SMR

Skill Level: Advanced Beginner - Intermediate

Thurs Eve 6-8pm • 4/2, 4/16, 5/7, 5/21, 6/4  
& 6/18

\$60 + book, fabrics & supplies

This new course is for advanced beginners who have already completed a basic learn to quilt class and who want another guided project to reinforce and improve their skills. The "Spring Fancy" quilt is the perfect next step on your quilting journey! You'll learn more about choosing fabrics, make the traditional "rabbit's paw" blocks and assemble them with sashing and cornerstones. And, you'll go beyond stitch-in-the-ditch to learn some simple walking-foot quilting designs to enhance your quilt.

### Modern Machine Quilting **NEW**

Sue Morrison • 1 Session SMR


Skill Level: Int. Beginner

Thurs 4/30 • 5-9pm **OR** Mon 5/11 • 11-3pm

**OR** Sun 6/7 • 11-3pm

\$40 + book & supplies

Take the next step on your machine quilting journey. Learn several free motion quilting designs featured in the book, "Free Motion Quilting with Angela Walters". In this 4-hour class you will work on a modern whole cloth quilt sampler, demonstrating different types of modern designs, while building your confidence as a machine quilter.



### Paper Piecing for Beginners

Kim • 1 session SMR

Skill Level: Beginner

\$35 + fabrics & supplies

Fri 5/29 • 1-5pm

A basic beginner's class for learning the art of paper piecing. Our project will be a block that you can repeat & make into a beautiful wall hanging. Each student will be provided a pattern in class.

## Stay In Touch With Us!

Do we have your email address?

Do we have your birthday month on file at the shop?

Follow us on Facebook:

[www.facebook.com/TheVillageQuilterNJ](http://www.facebook.com/TheVillageQuilterNJ)

Follow us on Instagram:

<http://instagram.com/thevillagequilter#>

Follow us on Twitter:

<https://twitter.com/sdibar>

## Machine Appliqué

### Dog Park - Teeter Tots **NEW**

Kim • 1 session SMR

Skill Level: Confident Beginner

Sun 5/3 • 11-3pm **OR** Fri 6/12 • 10-2pm

\$35 + pattern, fabric & supplies

We're off to the dog park this session with the latest McKenna Ryan pattern. Join in the fun of learning or perfecting your machine appliqué skills!

## Quilts

### Stacked **NEW**

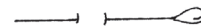
Delia • 1 session SMR

Skill Level: Adv Beginner

Wed 5/6 • 10-2pm **OR** Sat 6/27 • 12-4pm

\$40 + pattern, fabrics & supplies

Stacked is a Fat Quarter friendly quilt. The XLG sized blocks go together quickly and have minimal seams to match. Try fussy cutting the centers to show off your favorite fabrics!



### Carousel Curvy Log Cabin **NEW**

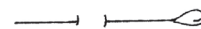
Kim • 1 session SMR

Skill Level: Beginners

Sat 5/30 • 10-2pm **OR** Mon 6/15 • 10-2pm

\$40 + pattern, fabrics & supplies

You will learn two log cabin blocks that will create a wavy effect that creates a dramatic log cabin quilt.



### Bali Bamboo **NEW**

Karen • 1 session SMR

Skill Level: Adv. Beginner

Sat 5/2 • 10-2pm **OR** Wed 6/17 • 10-2pm

\$40 + pattern, fabrics & supplies

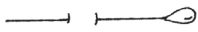
Let's learn a new technique that you will be able to use in your quilt! Slash and stitch is a fun way to insert pizzazz into your quilts. You may choose to make a runner, wall hanging or lap quilt. Any fabric theme will work!

## Wall Hangings, Table Runners & Tuffets

### Stupendous Stitches

Sue Morrison • 1 session • SMR with Zigzag & Decorative Stitch Capabilities Required  
Skill Level: Confident Beginner to Intermediate  
Sun 4/12 • 11-3pm **OR** Sun 5/17 • 11-3pm  
\$40 + book, fabric and supplies

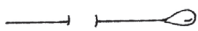
Learn to make textured fabric art for your wall, home décor or accessories. This simple technique by Carol Ann Waugh combines machine couching, decorative stitching, hand embroidery and machine quilting. Use all of those wonderful decorative stitches on your machine to make a one-of-a-kind piece of fabric art! You will create a stitched panel that can be made into a wall quilt or pillow, or be used as a panel for a tote bag.



### Rue Indienne **NEW**

Karen • 1 session SMR  
Skill Level: Adv. Beginner  
Sun 4/19 • 11-3pm **OR** Tues 5/19 • 11-3pm  
\$40 + pattern, fabrics & supplies

Do you have a Jelly Roll and are still trying to decide what to do? Join us as we create a stunning wall hanging or table topper using your roll! Check out February's Strip Club for the quilt.



### The Square Tuffet Class **NEW**

Guest Teacher: Julie Struthers • 2 sessions SMR  
Student Skill Level: Intermediate – Advanced  
Prerequisite: Completed the Round Tuffet Class  
Sat 5/16 • 11-4pm & Sat 6/6 • 1-5pm  
\$90 + fabrics & supplies

There is a new Tuffet class in town! As with the very successful round Tuffet class, the square Tuffet will require sewing skills to complete. With the use of templates, you will cut out all the pieces you need to finish your next unique piece of furniture. The remainder of our time is spent learning how to sew ¼ of your Tuffet cover together. This will give you the confidence to go home and sew the remaining ¾ sections together, to finish your cover. The second class, we get out the power tools and you put it all together.

Upholstery kit fee - payable to instructor:  
\$120.00

Kit includes: custom cut wood, upholstery needles and thread, batting, custom cut mid-weight foam, and T-nuts, button twine, metal button.

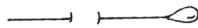
Equipment supplied by instructor: Use of compressor, pneumatic stapler, staples, scissors, hammer, sewing and upholstery needles, screwdrivers and screws along with safety glasses and earplugs.

## Bags, Purses and Other Fun Stuff

### The Maggie Bag **NEW**

Mary Ellen • 1 session SMR  
Tues 5/26 • 11-3pm **OR** Sat 6/20 • 12-4pm  
\$30 + pattern, fabrics & supplies

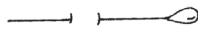
This adorable ruffled bag can be made in 3 different sizes. Just 2-3 ruffles per bag with 2 sturdy handles. A real show stopper!



### Scrappy Happy Purse

Susan • 1 session SMR  
Sat 4/18 • 12-3pm **OR** Sat 5/23 • 11-2pm  
\$30 + pattern, fabrics & supplies

Let's use our scraps to create this perfect size tote! It's great for carrying around everyday purse contents, but large enough to slip in a few extras like an I-Pad or hand stitching project. The leather like handles are a great touch!



### The Diva Wallet **NEW**

Kelly • 1 session SMR  
Thurs 4/23 • 6-9pm **OR** Sat 6/6 • 9-12pm  
\$30 + pattern, fabrics & supplies

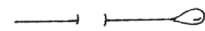
The Diva Frame Wallet is a new favorite accessory! So easy to make you'll want one to match every bag you have! And just wait until your friends see it - they'll want one too. Inside each Diva Frame wallet is a zippered coin pocket, 2 open pockets for cash & receipts and 6 individual card pockets. The silver frame closure is the perfect finishing touch. With just 8 small screws, adding it is a snap!

## Clubs

### Stripology Club new Sat session

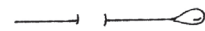
2nd Thurs • 1-4pm **OR** 2nd Sat • 11-2pm  
Club Fee \$30 for 6 months

Join Mary Ellen as she takes you through 6 months Gudrun Erla's Stripology book. Six awesome strip quilts made with 1 ½" strips. Use Gudrun's new Stripology Ruler to cut your strips & you'll be ready for class in no time at all.



### Art Quilt Club meets the 1st Thursday of the month 2-4pm; 4/2, 5/7 & 6/4

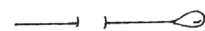
The Art Quilt Club is a monthly club for quilters/sewers/artists interested in exploring a new style. Club meets the first Thursday of each month from 2-4 pm. Members will sign up for a 6-month membership for \$30.00 and work on projects based on members' interests. No experience required - new members welcome!



### Strip Club Revealed

Meets the 4th Saturday of the month at 9:30am  
Dates: 4/25, 5/23 & 6/27  
No charge for meeting...all are welcome!

Strip Club offers an innovative quilt designs using 2 1/2" strips. A few weeks before a Strip Club meeting we will showcase a new "in house" jelly roll that will be the featured in the upcoming strip quilt. Pre-pay for the jelly roll prior to the Strip Club meeting you save 25% off the cost of the Jelly Roll. Strip Club Meeting is where the Strip Club Quilt will be reveal! Tips & instruction will be part of the meeting. Any additional fabrics, notions needed for completing the quilt will be available for purchase at a 20% discount during the club meeting time only.



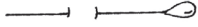
### Jo's Little Women Club "JLWC"

3 different sessions. 2nd Tuesdays 11-1pm, 2nd Thursdays 6-8pm **OR** 4th Tuesday 6-8pm. Please call the shop if you are interested as there is currently a waiting list.

**Tea & Appliqué:**

Tues 4/7, Tues 5/5 & Tues 6/2 • 11-1pm Class  
Fee \$5

This club meets the first Tuesday of each month from 11-1 to work on appliqué techniques & projects. Appliqué club open to anyone interested in sharing ideas and refining appliqué skills. We love to share with beginners. Join the fun and the fellowship! Tea & snacks




**UFO Night**

**1st & 3rd Friday's Class fee \$ 10**

1st Friday Evenings 4/3, 5/1, & 6/5 • 3-9pm  
closed

3rd Friday Evenings: 4/17, 5/15 & 6/19 •  
3-9pm

A nice way to wrap up your week. Spend 6 hours of uninterrupted time finishing up some of those UFO's you've got stored in your quilt studio! Pizza & Soda.



**Shop will be closed  
Easter Sunday, April 5th, 2015  
Just 3.5% Sales Tax**

**• USPS-DATED MATERIAL.  
Please deliver ASAP**

The Village Quilter  
10 Charles Street  
Mount Holly, NJ 08060



**Class Registration Form/Updated Mailing List**

Please assist us in updating our mailing lists & email lists. Complete the following form & drop it off next time you are at the shop... thank you.

Name: \_\_\_\_\_ Birthday: \_\_\_\_\_

Address: \_\_\_\_\_

Phone: \_\_\_\_\_ Email: \_\_\_\_\_

Please Fill In Class Name, Date(s) Attending & Price.

\_\_\_\_\_ Dates \_\_\_\_\_ Price: \$ \_\_\_\_\_

\_\_\_\_\_ Dates \_\_\_\_\_ Price: \$ \_\_\_\_\_

\_\_\_\_\_ Dates \_\_\_\_\_ Price: \$ \_\_\_\_\_

Total Enclosed \$ \_\_\_\_\_ Check # \_\_\_\_\_

**Make checks payable to:**

The Village Quilter • 10 Charles Street • Mt. Holly NJ 08060 • 609.265-0011

\*If you need to cancel your class registration, please do so at least seven (7) days prior to the first class for refund or credit. Feel free to bring a bag lunch or dinner with you to class.