

Around the Village

From The Village Quilter

The Village Quilter · 609-265-0011 · 10 Charles Street, Mt. Holly, NJ 08060 Winter 2020

Dear Villagers,

With the holidays upon us you know that it is time for the Winter Edition of our Newsletter. As always, we have an exciting lineup of classes to entice you as well as a few Blocks of the Month waiting in the wings. I for one am so excited for the Imagine Block of the Month, this will take care of my front door all year long!

The classes coming up are very enticing. We are starting a Table Runner of the month club as well as a skills-based series. The first in the table runner offering is a Valentine's Day and we will be focusing on half-square triangles in the skills class. Sue will be continuing her beginners' classes with a focus on small projects and we are offering a class to support those interested in tackling the Imagination Block of the Month.

We are readying the shop for our annual end of the year clearance and we already have all holiday marked down 35%. We hope you will take the time in the next couple of weeks to stop by, so that we can wish you Happy Holidays!! Anyway, as you know, we love to see you in the Village!

Quilty Hugs,
Joyce

Saturday Morning Demo's

Jan. 4, Feb. 1 & 15, Mar. 7 & 21

Join us every 1st & 3rd Saturday morning at 9:30am
for demo Saturdays! We'll show you: new quilting products,

Shop Online at www.thevillagequilter.com



Beautiful Bloom Table Runner

Sue • 2 sessions • SMR

Skill Level: Confident Beginner

Sun. 1/26 & 2/9 • 12-4 pm

\$50.00 + book + fabric + supplies

Join Sue for the fifth in this series of beginner classes. We'll use Pat Sloan's new book, "Teach Me to Make My First Quilt". This project is for students who have some basic experience with rotary cutting and piecing. The Beautiful Blooms table runner combines piecing with simple fusible applique. You'll also learn how to sandwich your quilt layers, machine quilt it with your domestic machine and apply a binding. We'll help you choose your favorite fabrics and make it your own!

My First Quilt – 9 Patch Quilt

Sue • 6 sessions • SMR

Skill Level: Beginner

Wed. 2/12, 2/19, 2/26, 3/4, 3/11 & 3/18 • 11am-1pm

\$55.00 + book + fabric + supplies

Join Sue for this beginner class using Pat Sloan's new book, "Teach Me to Make My First Quilt". No quilting experience required. You can go on to make other quilts in the book to learn basic skills or brush up on your techniques. This first project is a basic quilt that is just the right size for a baby quilt or lap quilt. You will learn how to rotary cut fabric, piece your blocks, make sashing and borders, machine quilt and bind your quilt. Each lesson presents a separate skill, and the pace is slow for new quilters! We'll help you choose your favorite fabrics and make it your own!




Paper Pieced Hummingbird

Kim • 2 sessions • SMR

Skill Level: Confident Beginner

Thurs. 1/16 & 1/30 • 2:30-5:30 or Mon. 3/23 & 3/30 • 5-8pm

\$45.00 + pattern + fabric + supplies



Learn how to measure, label and organize fabrics and paper units. You will also learn how to paper piece and sew your sections together to create this beautiful hummingbird wall hanging. You won't believe how easy it is once you organize and plan out your project.

Coffee Break Runner

Eva • 1 Session • SMR

Skill Level: Confident Beginner

Sat. 3/28 • 10am-1pm

\$35.00 + pattern + ruler + fabrics + supplies

We love the Coffee Break Table Runner. It is fast, fun & the perfect gift. You can make the runner or a bunch of Mug Cozies. Using the Creative Grids Spider Web Ruler, create a table runner for yourself or someone you love.





Lil' Kira Table Runner

Betsy • 1 Session • SMR
 Skill Level: Advanced Beginner
 Sun. 2/16 • 12:00 – 3 p.m.
 \$35.00 + pattern + fabric + supplies

This colorful table runner, which measures 18" x 46", is designed for the "Stripology Squared Mini" ruler by Creative Grids (available at the Village Quilter) although you can cut your squares with regular rulers, as well. Lil Kira is an ideal project for the upcoming spring holidays or summer barbecues.

Anything Goes

Kim • 1 session • SMR
 Skill Level: Confident Beginner
 Wed. 1/22 • 2:30-5:30 pm or Mon. 1/27 • 5-8 pm or Thur. 2/20 • 5-8 pm
 \$25.00 + pattern + fabric + supplies

This pattern is easy to stitch and will give you a really beautiful finish without too much fuss, but it does have a unique approach to how it's put together.. It looks great in just about any fabric. Come have fun with me. You can choose from 4 different sizes.



Jelly Roll Oval Mat

Eva • 1 Session • SMR
 Skill Level : Confident Beginner
 Sat. 1/25 • 10am-1pm
 \$30.00 + Book + Jelly Roll Sasher + fabric + supplies

Using pre-cut fabric, batting strips and the jelly roll sasher, watch your fabrics come alive using a simple zigzag stitch. Once you learn the technique for making the jelly roll mat, you will be able to have a great time mixing and matching fun patterns and colors to create one of a kind baskets, rugs, pillows and more.

Sparkle—A Modern Stashbuster Quilt

Sue • 1 Session • SMR
 Skill Level: Confident Beginner
 Mon. 2/24 • 1-4pm or Sun. 3/15 • 1-4pm
 \$30.00 + pattern + fabric + supplies

Sparkle is a slightly wonky "modern scrappy" block that uses the background of the block to create a secondary pattern in the overall project with lots of options. Slightly maverick piecing is forgiving and the quilt is full of movement. (If you prefer more precise piecing, foundation paper patterns are also provided.) This is a great project to use up scraps in your favorite colors, or change up the color groups to match your favorite sports team, a holiday, etc. You'll start cutting fabric sets and learn how to make the wonky star blocks. We'll also review the paper piecing method. Quilt finishes at 60" x 60" .



Classes

Sewing Machine Required

Home Tweet Home

Eva • 1 Session • SMR

Skill Level: Confident Beginner

Sat. 1/25 • 1-4pm

\$35.00 + fabrics + supplies (Instructions & PP pattern included)



If you are feeling a little winter-weary, this sweet mini quilt is the perfect reminder that spring is right around the corner. Perfect for quilters of all skill levels to paper piece and assemble.

Paper Beads – Stash Buster Quilt


Sue • 1 Session • SMR

Skill Level: Confident Beginner

Thurs. 2/6 • 10:30am-1:30pm

\$25.00 + magazine + fabric + supplies

Bring out your stash to make columns of crazy pieced blocks and Seminole style pieced borders that make up this throw size quilt. Choose your favorite color palette or go completely scrappy, either way, this project should put a dent in your scrap bag! We're using the pattern from the SIMPLY MODERNE Magazine Issue #10, available at the shop.



Cars—Wonder Curve Ruler

Eva • 1 Session • SMR

Skill Level: Confident Beginner

Sat. 2/15 • 11am-2pm

\$35.00 + fabrics + ruler + supplies



"Cool Cars" is one of the latest patterns from Sew Kind of Wonderful. It uses their newest tool called the Wonder Curve Ruler. The unique lines on the ruler make using the Wonder Curve ruler as easy as 1-2-3! Once you learn the technique, you can create some of the other quilts from Sew Kind of Wonderful.

Pacific Grove Lap Quilt

Sue • 1 Session • SMR

Skill Level: Confident Beginner

Mon. 3/02 • 1-4pm or Sun 3/29 • 1-4pm

\$30.00 + pattern + fabric + supplies

Pacific Grove is a great quilt for theme prints and other large designs. Add some coordinating squares and sashing plus a border for a quick and easy lap quilt. We've made our sample with Free Spirit's "Paradise" fabric for a taste of the tropics, even if you can't get away on a Caribbean cruise! Wouldn't this look great on the porch or at the beach? The confident beginner will love this pattern from Villa Rosa Designs.




Mondo Bag

Eva • 1 Session • SMR

Skill Level: Confident Beginner

Sat. 2/29 • 10am-4:00pm

\$40.00 + pattern (w/preprinted interfacing) + fabric +supplies



If you have a collection of 2-1/2" squares, or some strips you can cut down, this bag is for you. The Pattern packet comes with the Quiltsmart gridded interfacing and the instructions to complete your bag. If you can press squares onto a grid and sew a 1/4" seam, you can complete your Mondo bag in an afternoon.

Baby Bibs-Quilt As You Go

Eva • 1 Session • SMR

Skill Level: Confident Beginner

Sat. 3/21 • 11am-2pm

\$35.00 + pattern (w/preprinted batting) + fabric + supplies

Create cute Baby Bibs with preprinted batting patterns. Package includes color-coded instructions for three easy to make bibs, and preprinted 80% cotton, 20% polyester batting.



Fabric Bowl

Sue • 1 session • SMR

Skill Level: Beginner

Thurs. 1/2 • 10:30-1:30

\$30.00 + book + fabrics + supplies



Learn to make a basic round fabric bowl. We'll use the book "Favorite Fabric Bowls, Boxes and Vases" by Linda Johansen. This is an introductory class for beginners who are interested in three-dimensional forms. Create some colorful bowls that would make great gifts, and have fun learning some new techniques!

No Measure Bargello

Eva • 1 Session • SMR

Skill Level: Confident Beginner

Sat. 3/28 • 1-4pm

\$35.00 + pattern + fabrics + supplies

You can make a stunning Bargello Quilt out of 2-1/2" strips without the fuss of measuring or using charts for placement. Quilt uses twenty pairs of identical strips and some background fabric. Create a waterfall effect simply by following the arrows on the paper guide. An awesome technique for the novice or experienced quilter.



Classes

Sewing Machine Required



Bloom or Leaf Centerpiece

Kim • 1 Session • SMR

Skill Level: Confident Beginner

Mon. 2/17 • 5-8 pm or Thurs. 2/27 • 2:30-5:30 pm

\$30.00 + pattern + fabric + supplies



Have fun making one of these beautiful centerpieces. You can decorate your picnic table or kitchen table. It's fun and easy.

Hoppy Easter Wall Hanging


Kim • 1 Session • SMR

Skill Level: Confident Beginner

Wed. 3/4 • 2:30-5:30 pm or Thurs. 3/12 • 2:30—5:30 pm

\$35.00 + pattern + fabric + supplies

Let Hoppy brighten up your wall for Easter. You will learn how to applique by machine. I will have a sample block for you to practice on. Come and have fun



Mini H Bag

Eva • 1 Session • SMR

Skill Level: Confident Beginner

Sat. 2/15 • 2-5 pm

\$25.00 + pattern + fabrics + supplies



This Mini H bag is adorable and the perfect bag for small projects or as a charming lunch bag. It can be used as a handbag and it is the ideal bag for knitting on the go.

Machine Quilting w/Style


Sue • 1 session • SMR

Skill Level: Beginner

Mon. 1/27 • 1-4pm

\$35.00 + book + fabric + supplies

If you're interested in quilting with your home sewing machine, this class is for you! You'll learn some basic walking-foot and free-motion techniques from Christa Watson's book, "Machine Quilting with Style." We'll work on small samples, and then you can use the techniques on your own quilts or try some of the 12 projects included in the book. This class will help you gain confidence and discover the fun of machine quilting! (Walking Foot and Free Motion Foot Required)



New BOM "Imagine"

Come join Kim for a demo on how to put
together the New BOM "Imagine"

Wed. 1/8 • 2:30-3:30pm or Mon. 1/20 • 5-6pm

No Cost (Requires: Joining the BOM)



Clubs

NEW Machine Quilting Club

Jan. 13, Feb. 3 & Mar. 16 from 1—3 pm \$5.00 per session (SMR with walking foot & free motion foot)
Join us each month on a Monday afternoon for this new club! Bring your sewing machine and work on developing your walking foot and free motion quilting skills. Each session will include a demonstration of quilting techniques and designs and a project related to them. You'll then have time to doodle and draw your designs on paper, then move on to quilting them out on a sample swatch to add to your quilting library! The secret to successful quilting is practice, practice, practice, so we'll make time for that, too. You'll enjoy being able to finish some of your own projects. Bring a friend, grab lunch in the Village, then come and quilt! Class limited to 6, so be sure to pre-register and secure a seat.

Art Quilt Club All Levels

The Art Quilt Club is a monthly club for quilters/sewers/artists interested in exploring a new style. Club meets the first Thursday of each month from 2-4 pm. Members will sign up for a 6-month membership for \$30.00 and work on projects based on the group's interests. No experience required - new members welcome! ! 1st Thursday of each month 2-4 pm \$30. 00 for 6 months' membership !! Contact the shop to see what sessions have space.



Tea & Applique Club

Class 10:30am-12:30pm Fee \$5 each class.

Jan. 14, Feb. 4 & Mar. 3 from 10:30am-12:30pm

This club meets the first Tuesday of each month from 10:30-12:30 to work on appliqué techniques & projects. Appliqué club open to anyone interested in sharing ideas and refining appliqué skills. We love to share with beginners.

Join the fun and the fellowship & Tea!!!

Slow Stitching Club

Jan. 15, Feb. 19 & Mar. 18 from 6-8 pm

Slow stitching is a growing trend, it can be calming, expressive, and is very portable. In this club we will explore different slow sewing techniques including EPP, hand piecing, hand quilting and applique just to name a few. The club direction will be shaped by the members. Each month you will bring in your own project to work on but also be introduced to a new technique or style of stitching. These monthly club meetings will be facilitated by Joyce. They are a great way to explore your creativity in a non-threatening environment, with a variety of techniques. Each session will be \$5, and will be payable in advance. This first month you will pay the \$5 when you register. If you decide to join, just pay \$30 for 6 months.