



SAMPLER NEWS

Oct-Dec 2018

SPRINGFIELD, MISSOURI

Follow us on



The Next Generation In
Quilting...and More!



417-886-5750



1802 SOUTH GLENSTONE AVE

SO MANY NEW CLASSES TO CHOOSE FROM!

IN THIS ISSUE



Cristen Jones
owner

CRISTEN'S CORNER

It always seems like summer will never end, then in a blink of an eye the days start getting shorter, the evenings start to cool down and the beauty of fall is upon us. I love fall embroidery designs and using them to decorate my house. There are some beautiful lace pumpkins that make great center pieces for your fall festivities, and decorated tea towels make great hostess gifts for all the upcoming holiday parties! Use your embroidery machine to its fullest potential and start now on holiday gifts for friends and family. If you are new to embroidery, consider taking a **Hoop Envy** or **Kamp Kimberbell** class to boost your confidence or retake the machine mastery classes. (Remember mastery classes are always free!) Come get inspired with us...See you soon!
- Cristen

3 Special Events

8 Machine News

11 Kits

12 Class Policy

13 Project Classes

18 Machine Classes

23 Calendars

26 Contact Us



SPECIAL EVENTS

Sampler Club

Would you like to meet new friends, learn new techniques and grow your knowledge of the craft? That's what Sampler Club is all about. We dive into quilting, crafting, home dec, clothing construction and more. But the best part is the show and tell that the members bring. We welcome everyone, even if you didn't purchase your machine from us. If you bought your machine at the Quilt Sampler the first year of club is free!

Fees are \$55 year (prorated so you can join any time) or \$7 a month.

Club meets the second Tuesday evening of every month at 6pm.

Come see what is all about!

Be
part!
of it.

Create with Cristen

Thurs Oct 25, 10a-4p

Thurs Nov 29, 10a-4p

Thurs Dec 27, 10a-4p

\$15

Want to spend all day sewing on unfinished projects, or projects that you want to start but aren't too sure of? Come sew with me! I'll be right with you working on some new creations plus some that I need to finish up too!! So come spend the day, enjoy the fellowship, fun and food!



SEW FUN

Buying fabric and sewing are two different hobbies!

HOOP ENVY PROJECTS

Featuring Pickle Pie Designs

- ▶ Tue, **Oct 9**, 12-3p
- ▶ Thurs, **Nov 8**, 10a-1p
- ▶ Tue, **Dec 11**, 12-3p

\$7

Want to have fun learning new embroidery techniques with friends? You can sit back and watch your embroidery machine do all the work with "in the hoop" embroidery designs by Pickle Pie Designs! Each month there will be a new embroidery project. The class fee is only \$7. The CD is normally \$30 each month, but is discounted to \$20 if you come to the class! There will be a kit fee each month which will include fabric, stabilizers & threads. So all you need to bring is your machine, bobbin thread and scissors!



FUN EVENTS TO SPARK YOUR CREATIVITY!

Kamp Kimberbell

Sat, Nov 17, 10a-4p

\$15

Love embroidery? Come make 3 fun projects, a gift tag, a greeting card, and a cute little snow man mug rug. This is a great way to learn your machine and new techniques.

Kit required, includes all supplies for designs.



Quilt Sampler Exclusive Embroidery Retreat

Nov 6-8

\$50

This is my favorite event of the year! What could be better than a group of fun girls, our embroidery machines, surprise projects, LOTS of free goodies and uninterrupted time to sew!!!

If you have bought an embroidery machine from the Quilt Sampler than you qualify for this awesome event. You can commute or stay in the hotel for only \$49 a night. Retreat fee is only \$50 and that includes 2 lunches, a project and goodies! We only have a few spots left, so call today!



▶ OPEN SEW DAY

Meets Every Tuesday

Do you want to meet new friends doing what you love? Do you want to have fun? Then join us on the every Tuesday of every month for open sew day.

Doors open at 10am!
See you soon.





When you see this logo you will know that this class is Accuquilt friendly. You can use the Accuquilt dies or use traditional rotary cutting. [See classes.](#)

CUT TIME. QUILT MORE.™

JOIN US!
You'll Learn to:

- Save time cutting fabric
- Save time sewing by getting accurate cuts everytime
- Save money by using up your stash!

GO!

accuquilt
better cuts make better quilts

CUT USING ROTARY CUTTER CUT USING GO! CUTTER

AccuQuilt GO!® Presentation at The Quilt Sampler



Join **Richard Tharp**, AccuQuilt Educator, as you'll learn tips and techniques to get the most use out of your fabric using the AccuQuilt GO!® Fabric Cutters.

Call the shop or register in-store to reserve your spot today!

\$10 coupon upon arrival for GO! product.

November 9, 2018

Class: Cut Time, Quilt More

When: 10:00 a.m. to noon

Class: GO! Beyond the Basics

When: 2:00 p.m. to 4:00 p.m.

November 10, 2018

Class: GO! Beyond the Basics

When: 10:00 a.m. to noon

Fee: \$10 per class

Where:

The Quilt Sampler
1802 S Glenstone Ave.
Springfield, MO 65804
Phone: 417-886-5750



NEW
GO! QUBE™
sets are a
10!

GO! QUBE
Companion Set
Mix & Match 10" Block
Angles
Companion Set

10 FREE
\$29 value

ANNOUNCING THE 10" SIZE FOR THE GO! QUBE™ MIX & MATCH BLOCK AND COMPANION SETS:

- GO! Qube™ 10" Mix & Match Set: Sew by numbers! Cut perfect 10" blocks with our easy numbering system.
- GO! Qube™ 10" Companion Set-Corners: Pair the GO! Qube™ Companion Set-Corners with your GO! Qube™ Mix & Match Block and get 144 block designs to choose from!
- GO! Qube™ 10" Companion Set-Angles: Pair these dies with GO! Qube™ Mix & Match 10" Block and Companion Set-Corners dies to create 216 10" finished pieced blocks.

NOW YOU CAN MAKE OVER 1,000 BLOCK DESIGNS IN DIFFERENT SIZES WITH THE GO! QUBE MIX & MATCH SYSTEM! THESE GO! QUBE SETS ARE A MUST-HAVE ADDITION TO YOUR COLLECTION, GET THEM TODAY!



For use with your favorite GO!® Fabric Cutter. Compatible with GO! Qube™ Mix & Match Block System.

MACHINE NEWS

Pfaff Model closeout SAVINGS!

AS WE GET READY FOR PFAFF CONVENTION IN OCTOBER WE ARE CLOSING OUT SOME OF THE MODELS THAT WILL BE REPLACED. **GET GREAT BUYS ON THESE MACHINES:**



Performance 5.2
\$1999 with free extension table and \$200 mail in rebate



Expression 4.2
\$1799 with free extension table



Ambition Essential
\$599 with free extension table



The Luminaire Innovis XP1 is a revolution in sewing, quilting, and embroidery! With the largest workspace and embroidery area ever offered, the Luminaire delivers a stunning collection of capabilities to help you achieve stitching perfection, including the ability to project your stitches or embroidery design directly onto your fabric! See the Luminaire today at the Quilt Sampler!



BERNINA+



BERNINA 480
Power, speed, perfection and ease

- > 9 mm stitch width for decorative stitches
- > Jumbo bobbin for fewer interruptions
- > Convenient Automatic Thread Cutter
- > Adjustable tension for perfect stitches
- > Easy threading saves you time

KITS

Projects for all skill levels!



WAS \$96.99
\$59.99

sale

Bee Attitudes

Finished size: 71" x 71"
Pattern included



\$63.99

Campsite Critters

Finished size: 53½" x 67"
Pattern included



\$63.99

Little Sunshine


Finished size: 47" x 61¾"
Pattern included



\$59.99

Love Grows Here

Finished size: 50" x 58"
Pattern included



\$54.99

Cuddly Camo

Finished size: 58" x 58"
Pattern included



\$74.99

Fall Goodness

Finished size: 47" x 80"
Pattern included



\$89.99

Pupparazzi Pups

Finished size: 65" x 71"
Pattern included



\$109.99

Sugar Sand Flannel

Finished: 66" x 71"
Pattern included

CLASS POLICY

Please support the Quilt Sampler and purchase your supplies from us. This will assure you have the right supplies and it will keep us in business for future classes.

- The entire class fee is due at the time you register. If you must cancel a class registration, you must notify us no later than one (1) week prior to the class date. NO EXCEPTIONS.
- No refunds will be given on special events.
- Class minimum is three (3), and the maximum is twelve (12), except where noted.
- If the class does not fill, or if we cancel the class, you will receive a full refund or store credit, your choice.
- Supplies are needed for almost all classes. The class fee covers instruction only. You are responsible for picking up your supply list and coming prepared to class. Please have your supplies and fabric, and any pre-class preparation complete, before the day of class so that you are prepared for the class to begin.
- Copyright law requires that each student purchase his or her own book or pattern needed for the class. NO EXCEPTIONS.
- You are welcome to use one of our shop sewing machines during class. Please let us know when you register and plan to come to class a few minutes early so that you can become familiar with the machine. There is a \$3 bobbin fee and you will need to supply your own needles. Embroidery machine rental is \$25 for embroidery classes
- Please do not bring children or visitors to class.



WHY BUY AT QUILT SAMPLER?

- Support and classes after the sale.
- Look for the Quilt Sampler EXCLUSIVE classes icon!
- Unlimited Mastery classes
- Full time staff that are experienced and happy to help!
- 2 Full time technicians that will repair in the store.
- Our staff has designed these classes especially for our brand of sewing/embroidery machines, and for our loyal customers who have purchased their machines and supplies at the Quilt Sampler. Thank you for understanding.
- Not sure if the machine you purchased has the capability to do the techniques featured in one of our Quilt Sampler Exclusive classes? Ask any of the Quilt Sampler staff members—we're happy to help!



INCLEMENT WEATHER POLICY

We never know about this crazy Missouri weather—sometimes it is icy and snowy in the morning and clear and beautiful by noon. For morning classes, if schools are closed, we will reschedule our classes. For afternoon and evening classes, give us a call before you come.

CLASS LIST

Quilting 101



Yes, you can learn to quilt! This is a complete course of quilting—a four-week class that will take you from rotary cutting, through machine piecing, machine quilting, and binding. This class is for the absolute beginner—no experience required!



Instructor: **Shannon Wright**

▶ Choose ONE

▶ Thursdays
Oct 18, 25, Nov 1, 15
9a-12p

▶ Mondays
Nov 19, 26, Dec 3, 10
5:30-8:30p

\$60 Supply list
Book Required

Quilting 102



Learn how to work with triangles, squares, and rectangles to make the 3 star blocks in this table runner.



Instructor: **Shannon Wright**

▶ Choose ONE

▶ Fridays
Oct 26, Nov 9
5:30-8:30p

▶ Wednesdays
Nov 28, Dec 5
9:30a-12:30p

\$42 Supply list
Book required

Beginning Machine Applique'



This class will introduce you to various machine applique techniques as you decorate a tea towel. Learn about stabilizing and stitching for a professional-looking result.

Instructor: **Sue Stout**

▶ Wed, **Nov 14**, 1-4p

\$21 Supply list
Book & kit required

CLASS LIST

Cross Body Bag



This cute in the hoop bag for embroidery machines will be a great gift for a loved one or yourself. Learn the steps to making an in the hoop project.

Instructor: **Leslie Brewer**

▶ Tue, **Nov 13**, 1-4p

\$21 Supply list
CD required

Free Standing Lace Snowman



It is snowman making time! Make an adorable lace snowman with your Embroidery Machine. Get all the cuteness without the frostbite.

Instructor: **Leslie Brewer**

▶ Sat, **Dec 8**, 10a-1p

\$21 Supply list
CD required

Fabric Collage



Learn Laura Heine's fabric collage technique using Steam-a-Seam and a variety of floral prints. Choose from any of the available patterns, including a camper, old truck, cow, flamingo, fox, and more! This is not traditional appliqué-no satin or buttonhole stitching involved.

Instructor: **Cristen Jones**

▶ Mon, **Nov 12**, 2-5p

\$21 Supply list
Pattern required

CLASS LIST

Get To Know Your Qube!



So you have an Accuquilt® but don't know what to do with it? This class dives into the **GO! Qube®** and **Eleanor Burns' book, GO! Qube**. Come find out how easy and accurately blocks can be cut using the Accuquilt®. This is a cutting only class. No sewing machine required!



Instructor: **Cristen Jones**

▶ Choose **ONE**

▶ Sat, **Nov 3**, 10a-1p
▶ Mon, **Dec 3**, 10a-1p

\$21 Supply list

Inside/Outside Sewing Pouch



Aneela Hoey's great design and instructions make these pouches fun and addicting to make! These make great gifts, and we're certain that you'll want one or two for yourself! This is a great follow-up class to the Zippy Strippy Bag. Supply list. Pattern required.

Instructor: **Sue Stout**

▶ Thur, **Nov 15**, 10a-4p

\$42 Supply list
Pattern required

It's Okay To Sit On My Tuffet



Make a Tuffet from start to finish using a foundation piecing method. The first class we will piece our outer tuffet and the second class we will do the construction. Choose your own fabric to put by your favorite comfy chair! Kit includes all your supplies except for your pattern, fabric, and the feet you choose.

Instructors: **Cristen Jones**
Shirley Hathcock

▶ Mondays
Nov 12 & 26, 10a-1p

\$42 Supply list

CLASS LIST

Jelly Roll Rug



The Jelly Roll rug has been one of the hottest trends of 2018! Pick your jelly roll and thread, cut your batting strips, and you're ready to make a great accent piece for your home, or for a gift!

Instructors: **Cristen Jones**

► Mon, **Nov 14**, 10a-1p

\$21 Supply list
Pattern required

CLASS LIST

Scan N Cut Beyond The Basics



Learn more about operating your Brother ScanNCut® machine. We will look at advanced features of the machine, ScanNCut Canvas®, and available accessories. Supply list.

Instructor: **Sue Stout**

► Mon, **Nov 26**, 10a-1p

\$21 if machine purchased
from Quilt Sampler

\$30 if machine purchased
elsewhere

Scan N Cut Basics



Learn the basics of operating your Brother ScanNCut® machine. Cut basic shapes and learn to scan for cutting and background, then save to the machine or USB. Supply list. ScanNCut® machine and kit required.

Instructor: **Sue Stout**

► Mon, **Nov 5**, 10:30a-1:30p

\$21 if machine purchased
from Quilt Sampler

\$30 if machine purchased
elsewhere

Westalee Rulers/Artisan Lace



Yes, you can do intricate quilting patterns on your domestic sewing machine! Make a stunning quilt incorporating reverse appliqué. Supply list. Rulers and ruler foot required

Instructor: **Shannon Wright**

► Choose ONE

► Tue, **Oct 30**, 5:30-8:30p

► Fri, **Nov 16**, 5:30-8:30p

FREE with purchase of ruler kit
Supply list
Foot & rulers required

Perpetual Calendar



Create this beautiful machine embroidered perpetual calendar. This 3 part class will walk you through the steps in completing the project for the new year.

Instructor: **Leslie Brewer**

► Saturdays
Nov 3, Dec 1, Jan 6
10a-1p

\$63 Supply list
CD required

Westalee Rulers Starter Class



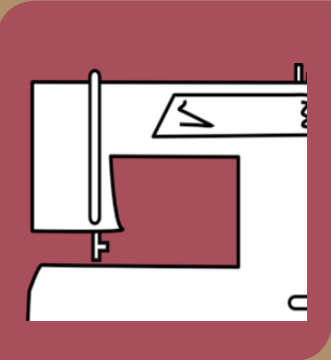
Get started quilting with rulers! This is a fun and easy way to quilt- there are lots of possibilities from simple to ornate.

Instructor: **Shannon Wright**

► Fri, **Dec 14**, 3-6p

\$21 Supply list
Foot & rulers required

CLASS LIST



MACHINE CLASSES

Machine mastery classes are designed to help you learn the features of your machine, and are free with the purchase of a machine from The Quilt Sampler. Sign up early-our mastery classes fill quickly! If your machine was purchased from another dealer, you are welcome to come to class; please call for mastery class prices. If you don't see your machine model listed in the class description, just ask-we'll help you find the right class!

Bernina Mastery/Sewing & BSR



This Mastery Class is for owners of the BERNINA 5, 7, and 8 series machines. Sue will cover all the basics from maintenance, standard sewing, and customizing these great machines to your type of sewing preferences. Machine quilting with the BERNINA Stitch Regulator will also be covered. Please bring all of your machine accessories to class. Supply list. Kit fee.

Instructor: **Sue Stout**

▶ Choose ONE

▶ Mon, **Oct 15**, 1-4p
▶ Tue, **Nov 20**, 1-4p

Supply list
Kit fee

Bernina Mastery *Embroidery & Beyond*

These machines have so many great features, we just had to create a separate class! For new and reviewing owners, we cover basic embroidery but include editing in the machine, personalization with lettering, and endless embroidery. You will be learning about different stabilizers and other notions that create beautiful embroidery. Stitch designer, shaping, directional stitching and memory will be covered for machines that have these features. We also review how to transfer purchased designs to a USB stick to embroider on your new machine.

Instructor: **Sue Stout**

▶ Choose ONE

▶ Mon, **Oct 29**, 1-4p
▶ Tue, **Dec 4**, 1-4p

Kit fee

CLASS LIST

Brother Basics



This mastery class is for all Brother® sewing machines. Learn the basic sewing functions of the machine.

Instructor: **Shannon Wright**

▶ Choose ONE

▶ Fri, **Oct 26**, 9:30a-12:30p
▶ Tue, **Nov 27**, 5:30-8:30p

Supply list

Brother Embroidery



This mastery class is for all Brother embroidery machines. Learn the embroidery features of the machine.

Instructor: **Shannon Wright**

▶ Choose ONE

▶ Wed, **Oct 10**, 5:30-8:30p
▶ Fri, **Nov 2**, 9:30a-12:30p
▶ Tue, **Dec 4**, 3-6p

Supply list

Brother Dream Features



Learn the specialized features of your Brother Dream Machine and Luminaire.

Instructor: **Shannon Wright**

▶ Choose ONE

▶ Tue, **Oct 23**, 1:30-4:30p
▶ Thurs, **Nov 8**, 2-5p

Supply list

CLASS LIST

Just The Basics



This mastery class is for

- Bernette
- Simplicity by Brother
- Pfaff ambition
- Bernina 3 series

Learn the basic sewing functions of these machines.

Instructor: **Shirley Hathcock**

▶ Choose ONE

▶ Fri, **Oct 12**, 10a-1p

▶ Sat, **Nov 24**, 1-4p

▶ Fri, **Dec 7**, 5:30-8:30p

Supply list

CLASS LIST

Pfaff Icon Sewing Basics



Learn the sewing functions of your Pfaff Creative icon.

Instructor: **Sue Stout**

▶ Tue, Oct 23, 10a-1p

Supply list
Kit fee

Pfaff Creative Basics



Learn the sewing functions of your new

- Pfaff Creative Sensation
- Creative Vision
- Creative Performance
- Creative 4.0
- Expression 4.2
- Performance 5.2

Instructor: **Sue Stout**

▶ Wed, **Nov 28**, 1-4p

Supply list

Pfaff Icon Embroidery Basics



Learn the embroidery functions of your Pfaff Creative icon.

Instructor: **Sue Stout**

▶ Tue, **Oct 30**, 10a-1p

Supply list
Kit fee

Pfaff Creative Embroidery



Learn the embroidery features of your new

- Pfaff Creative Sensation
- Creative Vision
- Creative Performance
- Creative 4.0
- Creative 3.0

Instructor: **Sue Stout**

▶ Wed, **Dec 12**, 1-4p

Supply list

Pfaff Icon Features



Explore the specialized features of your Pfaff Creative icon.

Instructor: **Sue Stout**

▶ Tue, **Nov 6**, 10a-1p

Supply list

CLASS LIST

Preventive Maintenance



FREE if machine purchased from The Quilt Sampler. Have you ever wondered what is really going on with your machine's tensions? What does it mean to "balance" the machine? How often should you lubricate and where? How important is it to have your machine serviced yearly? All these questions-and many others-will be answered. Come to class, learn a bunch, and leave a smarter sewer!

Instructor: **Brad Jones**

▶ Wed, Nov 7, 3-4p

Supply list

Serger Mastery



Learn the basics of your serger in a 2 part class. First class will focus on 4 thread serging. Second class will focus on machines that have chain stitch capability.

Instructor: **Shannon Wright**

▶ Wed, Oct 24, 1-4p

Supply list

CALENDARS



1802 S Glenstone, Springfield MO
417-886-5750

CLASS SCHEDULE - OCTOBER 2018

OCTOBER 2018						
Sun	Mon	Tue	Wed	Thu	Fri	Sat
	1	2	3	4	5	6 First Saturday
7	8	9 OPEN SEW Autumn Love 10a Baker's Dozen 10:30a Sampler Club 6p	10 BROTHER Embroidery 5:30-8:30p	11 Quilting 101 #1 9a-12p	12 Quilting 101 #1 11a-2p	13 PFAFF Icon Sewing 9a-12p Embroidery 1-4p
14	15 BERNINA Sewing 1-4p	16 OPEN SEW Baker's Dozen 10a	17	18 Quilting 101 #2 9a-12p	19 Quilting 101 #2 11a-2p	20 Quilts for Kids 10 am – 3pm
		QUILT SAMPLER EMBROIDERY RETREAT			BERNINA SOFTWARE RETREAT	
21	22 Jelly Roll Rug 10a-1p Collage 2-5p	23 OPEN SEW PFAFF Icon Sewing 10a-1p BROTHER Features 1:30-4:30p	24 Serger Mastery Pt. 1 1-4p	25 Quilting 101 #3 9a-12p Create with Cristen 10a-4p	26 BROTHER Basics 9:30a-12:30p Quilting 102 #1 5:30-8:30p	27
28	29 Tuffet #1 10a-1p BERNINA Embroidery 1-4p	30 OPEN SEW PFAFF Icon Embroidery 10a-1p	31 Serger Mastery Pt. 2 1-4p			

CALENDARS



1802 S GLENSTONE AVE, SPRINGFIELD MO 65804
417-886-5750

CLASS SCHEDULE – NOVEMBER 2018

NOVEMBER 2018						
Sun	Mon	Tue	Wed	Thu	Fri	Sat
				1 Quilting 101 #4 9a-12p	2 BROTHER Embroidery 9:30a-12:30p	3 First Saturday Get to Know Your Qube 10a-1p Perpetual Calendar #1 10a-1p
4	5 ScanNCut Basics 10a-1p	6 OPEN SEW Autumn Love 10a Icon Features 10a-1p	7 Preventive Maintenance 3-4p	8 Hoop Envy 10a-1p BROTHER Features 2-5p	9 ACCUQUILT Cut Time, Quilt More 10a-12p GO! Beyond the Basics 2-4p Quilting 102 #2 5:30-8:30p	10 EVENT GO! Beyond the Basics 10a-12p
11	12	13 OPEN SEW Baker's Dozen 10a Crossbody Bag 1-4p Dee Ymker Precut Class 5:30-8:30p (CLUB)	14 Beginning Machine Applique 1-4p	15 Inside Outside Pouch 10a-4p	16 Artisan Lace 5:30-8:30p	17 Camp Kimberbell 10a-3p
18	19 Tuffet #2 10a-1p Quilting 101 #1 5:30-8:30p	20 OPEN SEW BERNINA Sewing 1-4p	21	 22 THANKSGIVING CLOSED	23	24 Just the Basics 1-4p
25	26 ScanNCut Beyond the Basics 10a-1p Quilting 101 #2 5:30-8:30p	27 OPEN SEW BROTHER Basics 5:30-8:30p	28 Quilting 102 #1 9:30a-12:30p PFAFF Creative Sewing 1-4p	29 Create with Cristen 10a-4p	30	

CALENDARS



1802 S GLENSTONE AVE, SPRINGFIELD MO 65804
417-886-5750

CLASS SCHEDULE – DECEMBER 2018

DECEMBER 2018						
Sun	Mon	Tue	Wed	Thu	Fri	Sat
						1 First Saturday Perpetual Calendar #2 10:30-1:30
2	3 Get to Know Your Qube 10a-1p Quilting 101 #3 5:30-8:30p	4 OPEN SEW BERNINA Embroidery 1-4p BROTHER Embroidery 3-6p	5 Quilting 102 #2 9:30a-12:30p	6	7 Just the Basics 5:30-8:30p	8 Freestanding Lace Snowman 10a-1p
9	10 Quilting 101 #4 5:30-8:30p	11 OPEN SEW Baker's Dozen 10a Hoop Envy 12-3p	12 PFAFF Creative Embroidery 1-4p	13	14 Westalee Ruler Starter Class 3-6p	15
16	17	18 OPEN SEW	19	20	21	22
23/30	24/31 CLOSED CHRISTMAS EVE AND NEW YEAR'S EVE	25  Merry Christmas! CLOSED	26	27 Create with Cristen 10a-4p	28	29

CONTACT US




WELCOME!




Our stores feature an extensive selection of fabrics and quilting books as well as four sewing and quilting machine lines. At Quilt Sampler, we have a passion for sewing and helping others learn. Our classes are designed with both the novice and advanced quilter in mind and we love having our customers stop by and show us the amazing quilting projects they've made!

SPRINGFIELD

 1802 S Glenstone Ave.
Springfield, MO 65804

 417-886-5750

 MON-FRI: 10-5
SAT: 10-4
SUN: Closed

 info@quiltsampler.com