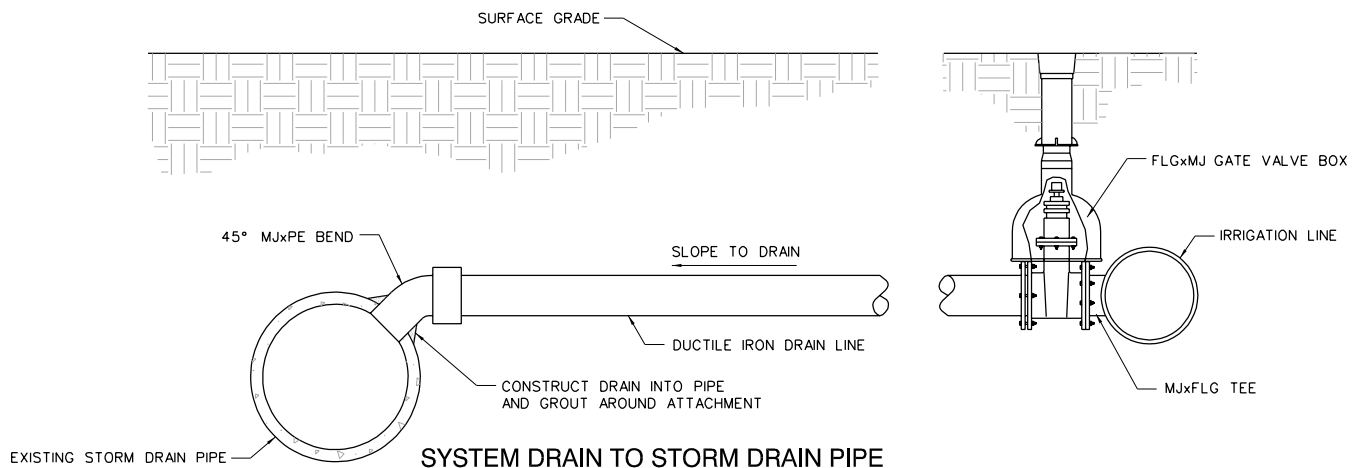
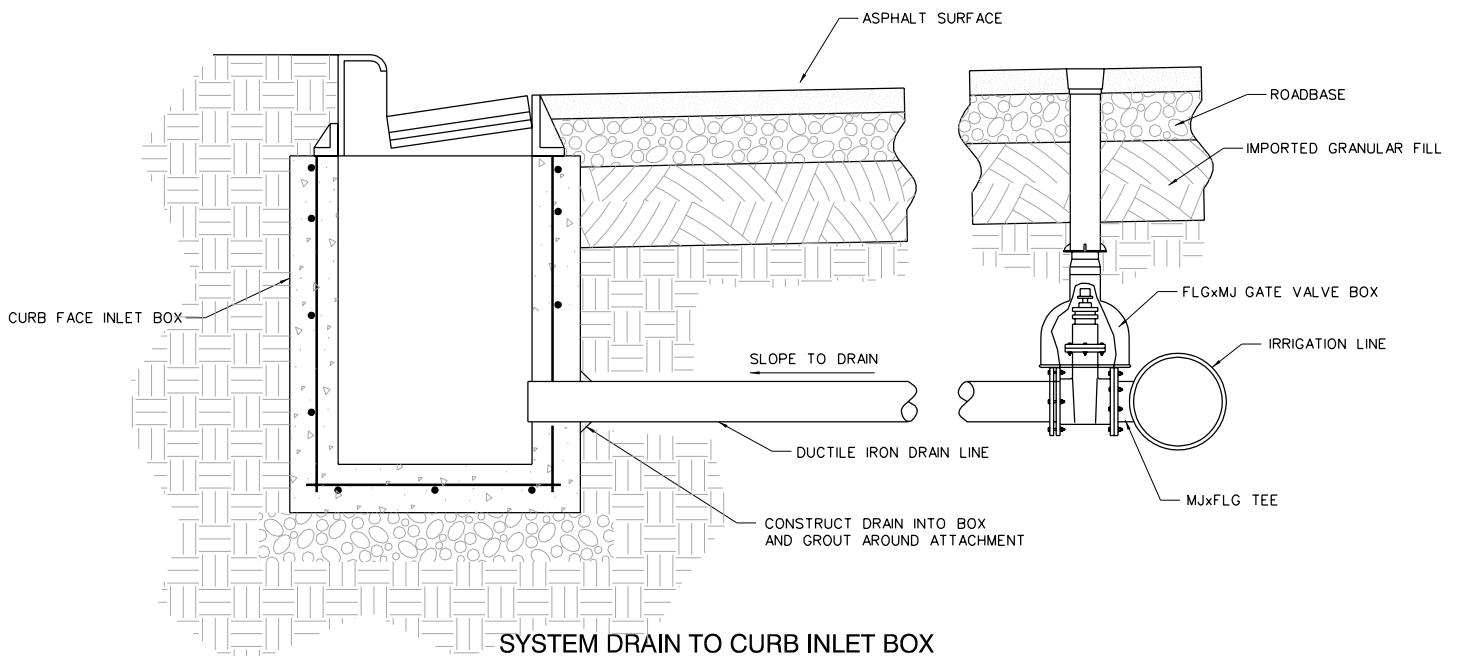


LOCAL DRAIN TO SUMP



SYSTEM DRAIN TO STORM DRAIN PIPE



SYSTEM DRAIN TO CURB INLET BOX




STATEMENT OF USE

THIS DOCUMENT AND ANY ILLUSTRATIONS HEREON ARE PROVIDED AS STANDARD CONSTRUCTION DETAILS WITHIN LONDON CITY. DEVIATION FROM THIS DOCUMENT REQUIRES APPROVAL OF LONDON CITY. LONDON CITY CORPORATION AND JUB ENGINEERS CAN NOT BE HELD LIABLE FOR MISUSE OR CHANGES REGARDING THIS DOCUMENT.

REVISION

NO.	DESCRIPTION	BY	APP.	DATE
1	MINOR CHANGE TO CORRECTLY SHOW HOW THE FRAME FITS ON THE BOX	DMF	MLC	1/27/03



PRESSURE IRRIGATION DRAINS

LONDON CITY
100 NORTH STATE

STANDARD DRAWING NUMBER:	22
CAD DWG: LC StdDwg.dgn	
PLOT SCALE:	1:000
DRAWN BY:	MJ
DESIGN BY:	DCT
CHECKED BY:	MLC
ADOPTED DATE:	5 MAY 98