

MUELLER "SUPER CENTURION 200"  
OR WATEROUS "PACER"  
5/4" FIRE HYDRANT

PUMPER NOZZLE

FINISH GRADE

VARIES

THRUST BLOCK  
(REFER TO THRUST BLOCK  
DETAILS FOR SIZE)

1 CUBIC YARD GRAVEL  
(SLAG NOT PERMITTED)

LID

CONCRETE COLLAR

ASPHALT SURFACE

ROADBASE

IMPORTED GRANULAR MATERIAL

VALVE BOX

6" FLG x MJ GATE VALVE

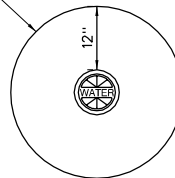
LINE SIZE MJ x 6" FLG TEE

THRUST BLOCK  
(REFER TO THRUST BLOCK  
DETAILS FOR SIZE)

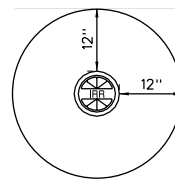
6" PIPE

## FIRE HYDRANT & WATER VALVE

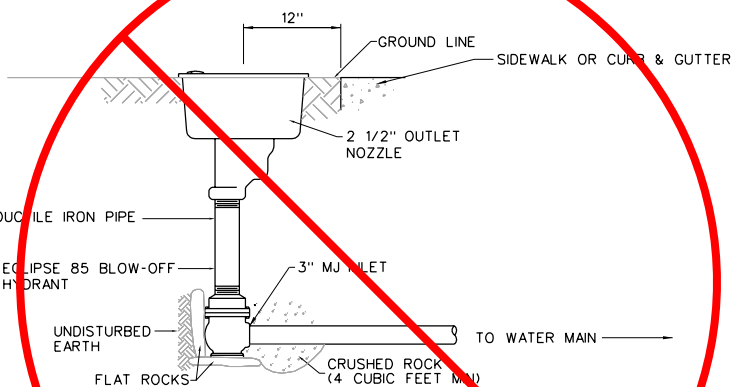
CIRCULAR CONCRETE COLLAR



## CULINARY WATER VALVE CONCRETE COLLAR



## PRESSURE IRRIGATION VALVE CONCRETE COLLAR



## BLOW-OFF HYDRANT

**BLOW-OFF HYDRANTS ARE NO  
LONGER USED. USE A STANDARD  
FIRE HYDRANT INSTEAD.**

NOTE:  
A GATE VALVE WITH VALVE BOX  
(ACCESSIBLE FROM THE SURFACE)  
SHALL BE INSTALLED AT THE WATER  
MAIN CONNECTION.




### STATEMENT OF USE

THIS DOCUMENT AND ANY ILLUSTRATIONS HEREON ARE PROVIDED AS STANDARD CONSTRUCTION DETAILS WITHIN LINDON CITY. DEVIATION FROM THIS DOCUMENT REQUIRES APPROVAL OF LINDON CITY, LINDON CITY CORPORATION AND J-U-B ENGINEERS CAN NOT BE HELD LIABLE FOR MISUSE OR CHANGES REGARDING THIS DOCUMENT.

### REVISION

NO.	DESCRIPTION	BY	APP.	DATE
1	ADD BLOW OFF HYDRANT AND CONCRETE COLLAR DETAILS	CJF	M.C.	20JAN04
2	ADDED NOTE	TRG	M.C.	9JAN08
3	UPDATED NOTES	SAC	M.C.	22OCT08
4	ELIMINATED BLOW OFF HYDRANT, CHANGED PRESSURE IRRIGATION COLLAR	NDG	NDG	17DEC21



## FIRE HYDRANT, BLOW-OFF HYDRANT & WATER VALVE DETAIL

LINDON CITY  
100 NORTH STATE

STANDARD DRAWING NUMBER:	14
CAD DWG: LC StdDwg.dgn	
PLOT SCALE:	1:000
DRAWN BY:	BKW
DESIGN BY:	DCI
CHECKED BY:	MJ
ADOPTED DATE:	(BY DRC) 17 DEC 21