



Pieceful Gathering Quilt Shop Winter 2019 Class & Club Offerings



Block-of-the-Months & Clubs

Charlotte's Medallion - *NEW* 10 Month Block-of-the-Month

This 10 month Medallion style BOM was designed by Carrie with you in mind. She has broken it down by fabric – meaning you get all of each fabric at the same time, and cut it all at once. This saves time and fabric, and helps split up the workload across the months. We will be learning (or practicing) a lot of different techniques that serve to make your life easier, and your piecing more accurate. The kits will be from Carrie's upcoming Charlotte Circa 1860 line with Robert Kaufman Fabrics. Monthly kits will be \$29.99 per month and will include all fabric for the quilt top plus the pattern. Free monthly meetings will be offered for local customers. Finished quilt is 111" x 111".


Instructor: Carrie

Meeting Dates: Tuesdays, Feb 5, March 5, April 2, 10:30 OR 6:30

Sign-up Fee: \$25.00 📄📄 - Kits for months 1-10 will be \$29.99 each and include everything you need for the quilt top plus the pattern. Mail order is available for an additional shipping fee of \$4.99 per month.



Circa 1880 Nine Patch Block-of-the Month and Exchange - *NEW* 12 Month Program




Join us in our biggest block exchange ever and make this amazing quilt from Pam Buda in the process! The Circa 1880 Nine Patch quilt is a jaw-dropping beauty of Civil War Reproduction Fabric scrappiness. Made up of over five-hundred 2" finished blocks, the quilt is a replica of a circa 1880 antique quilt that Pam fell madly in love with. Once she started making the blocks, Pam realized that exchanging blocks with friends would make the process quicker and she'd end up with a scrappier quilt. Join us, Friends, in exchanging these adorable blocks and make your own heirloom quilt. Sign up for this year long BOM and we will send you an "Exchange Starter Pack" in January to get started. This will include the pattern, the two templates you will need, six 5" x 22" strips of fabric (three lights and three darks) and directions on how to exchange. Each month after that, we will send you six more unique 5" x 22" strips of Civil War Reproduction fabrics and in month 6 we

will send you the four yards of setting fabric so that you can start putting the rows together. You will need to add from your own stash to make the entire quilt but that is part of the fun! Make as many blocks as you want each month and bring (or mail) in when you are ready. Starting in February, we will return to you the same number of blocks that you turned in. We will continue to trade blocks until the end of the year at which point we will be ready to put our quilts together! To kick off the exchange, we'll have a free demo in January for local customers to attend. Mail order customers are also welcome to participate! Finished quilt is 72" x 78".

Free Kick off Demo: Tuesday, January 29th, 10:30 or 6:30

Sign Up Fee – \$40 for an Exchange Starter Pack which includes the pattern, templates and six 5" x 22" fabric strips.

Monthly Fee - \$12.99 per month. Mail order is available for an additional shipping fee of \$4.99 per month.



Deb Tucker Precision-Piecing Club *NEW*

This session in Deb Tucker Club, we'll be making this beautiful, traditional-looking quilt called "Links". This quilt features two different size Lemoyne stars beautifully framed with what looks like interlocking frames (they're easier than they look!). This pattern is written with two different size options, lap or queen. Choose to sign up for just the "lecture" portion of the class where Katie will give you her handouts and walk you through each step for the month (first 30 min). Or you can sign up for the "lecture & lab" where you can stay and sew through each portion of the monthly assignment after the lecture.



Instructor: Katie

Tuesdays, Jan 15, Feb 12, March 12, April 9, 10:30

Thursdays, Jan 10, Feb 14, March 14, April 11, 10:30

Saturdays, Jan 12, Feb 16, March 16, April 13, 1:30

Club Fee: Lecture Only: \$35.00

Lecture & Lab: \$40.00 📄📄📄

**You can register for classes
and clubs on our website!
www.piecefulgathering.com**

Sarah's Sewing Circle

In times past, women gathered in circles to share their joys and sorrows and stitch on quilts. Join us as we revive this tradition in "Sarah's Sewing Circle". Starting this session, we will be participating in the year-long Circa 1880 Nine Patch Block Exchange. Join the BOM to receive monthly fabric packs, or, Sarah Club members only will have to option to participate in just the exchange after buying the Exchange Starter Pack. We will also be doing the other projects from Pam Buda's Circa 1880 Club and these patterns are included in the club fee.



Group Leader: Carrie Quinn

Tuesdays, Jan 29, Feb 26, March 26, April 30, 7:30-8:30

Wed, Jan 30, Feb 27, March 27, April 24, 10:30-11:30

Fee: \$45.00 (includes Circa 1880 Club patterns) 🧺🧺

Handwork Coffee Klatch Club

Get away from the hustle-and-bustle of the real world for a couple of hours and enjoy some sit-and-stitch time with Carrie & Katie. It doesn't matter what you're stitching; as long as it's handwork, you can come and stitch. Carrie will be working on English Paper Piecing/Lucy Boston blocks and is happy to help you with those. Katie will obviously be working on wool!

Group Leaders: Carrie and Katie

Thurs., Jan 24, Feb 21, March 21, April 18, 10:30-12:00

Fee: \$25.00 🧺🧺

Featherweight FUNatics Club

Come enjoy the "hum" of your featherweight with others. Work on a project of your own choice. It's always a pleasant evening!

Group Leader: Demi Wians

Tuesdays, Jan 22, Feb 19, March 19, April 23, 7-9

Fee: \$28.00 🧺 (drop in fee \$10)

Meeting Dates for Continuing BOM's

Katie's Wool Album (month 9)

Tuesdays, January 8, 10:30 OR 6:30

Border Creek Station Mystery (month 5-8)

Tuesdays, Jan 8, Feb 5, March 5, April 2, 7:30 OR

Wednesdays, Jan 9, Feb 6, March 6, April 3, 10:30

Stargazing BOM (month 4-7 of 13)

Tuesdays, Jan 15, Feb 12, March 12, April 9, 6:30 OR

Fridays, Jan 11, Feb 15, March 15, April 12, 10:30 OR

Saturdays, Jan 12, Feb 16, March 16, April 13, 10:30

Classes & Workshops

Quiltsmart Mountain Tops *NEW*

Come join Debbie for another great Quiltsmart class using the fusible interfacing that makes all of your points perfect! You'll make the Mountain Tops blocks and won't have to cut or sew on the bias. Debbie will guide you through the simple process. You'll make a number of the blocks in class and will go home ready to finish the blocks on your own!

Instructor: Debbie Lazarski

Sat, Feb 23, 10:30-1:30

Wed, March 20, 10:30-1:30

Fee: \$30.00 🧺🧺



Wish Upon *NEW*

Join Marie McKay, Certified Studio 180 Design Instructor, to make either a lap size (68" x 80") or Full Size (80" x 92") quilt. This is a Deb Tucker pattern that uses Split Rects, Tucker Trimmer I, and Wing Clipper I Tucker tools. How these tools are used will be covered in class for those who have not used them before and

those who need a refresher. This quilt is good to make in a class because organizing color coordination is needed.

Instructor: Marie McKay

Thurs, Feb 7 & 28, 10:30-1:30

Sat, March 9 & 23, 10:30-1:30

Fee: \$50.00 🧺🧺🧺



Rectangular Jelly Roll Rug *NEW*


Come and enjoy learning how to make this great rug, (32" x 42") using a jelly roll, 2.5" batting strips and your sewing machine. This rectangular version is simpler than the oval one so a nice place to start! These rugs are very addicting; you will definitely want to make more. You will learn the technique to make this rug in class and finish it up at home.

Instructor: Diane Nieman

Wed, Jan 16, 10:30-1:30

Sat, Feb 2, 10:30-1:30


Fee: \$30.00 🧺🧺



Crazy Quilt Squares *NEW*

Take your embroidery stitches to the next level by working in wool, embellishing crazy quilt squares.

The easy-to-use templates allow your creativity to show. The class sample is a pillow, but you can design your own creation.



Instructor: Vivian Glenz

Saturday, January 26, 10:30-1:30

Wednesday, February 20, 6:00-9:00

Fee: \$25.00 🧺🧺

Adventures in Applique – A UFO Day *NEW*

Are you working on your Eva Grace needle turn applique project from the Irene Blank workshop or the Scrap Basket Blossoms from our Beginning Hand Applique Class? Bring either of these applique projects to work on or any other unfinished hand applique project. Cathy will be happy to help with any of the steps or simply enjoy an afternoon set aside to work on your project with others.

Instructor: Cathy Elliott

Friday, January 18, 10:30-1:30

Saturday, February 9, 10:30-1:30

Fee: \$25.00 📱📱

Classmate Organizer *NEW*

Keep your tools close at hand and easy to find!

Whether you're headed to a class, a retreat, or doing handwork on the go, this organizer will help make sure you have everything you need.

Instructor: Julie Garren

Saturday, January 19, 10:30-2:30

Friday, March 8, 10:30-2:30

Fee: \$35.00 📱📱



Triple Triangles *NEW*

Not all quilt blocks are square! If you're looking for a project to dip into your scraps, this is the quilt for you. Known as Panama Pyramids, Sugarloaf Mountain, or King Tut's Tomb - no matter what you



call it, you will be amazed at how easily these blocks come together.

Instructor: Julie Garren
Thurs, Jan 31, 10:30-1:30

Wed, April 10, 6:00-9:00

Fee: \$30.00 📱📱

Lucy Boston - English Paper-Piecing

Join Carrie as she shares her current obsession, English paper-piecing. She will show you her technique for perfect piecing using paper templates, and share her tips for creating beautiful blocks with fussy-cutting. There are a variety of shapes available. We will learn hexagons, diamonds and the honeycombs and squares used in the Lucy Boston quilt.

Instructor: Carrie Quinn

Wednesday, April 17, 6:30-9:00

Fee: \$25.00 📱



Oval Jelly Roll Rug – 2-Part Class

Learn how to make a beautiful rug (30" x 44") from a jelly roll in this two-part class. Rug is made entirely on your machine using one jelly roll and 2.5" batting strips.



Instructor: Diane Nieman
Wednesdays, March 6 & 20,
6:30-8:00

Fee: \$30.00 📱📱

Champagne & Pearls

You'll be amazed at how easily the large blocks go together to make this striking quilt (60" x 83"). Use strip-piecing, one specialty ruler and simple straight seams for a quilt that looks much more complicated than it is. Whether you keep it simple with just 7 fabrics or mix it up with multiple color families, you're sure to love the final results.

Instructor: Julie Garren

Wednesday, January 9,

6:00-9:00

Friday, February 8, 10:30-1:30

Fee: \$30.00 📱📱



Ten Sisters Easy-Piecing Grid 2-Part Class



It looks HARD, but is actually really EASY. Make a traditional quilt using an easy technique that makes the process fun, faster, and successful.

Instructor: Tricia Baldwin

Fridays, April 19 & 26, 10:30-1:00

Fee: \$40.00 📱📱

Deb Tucker UFO Day

This is an opportunity for those of you with unfinished Deb Tucker projects to come and work on them. Katie will be happy to refresh your memory on any of the tools or patterns. Bring your Deb Tucker Club projects, Rapid-Fire Lemoyne or Hunter Stars, or even BOM parts that use her rulers and never got finished. We'll stitch all day and you can bring or order lunch.

Instructor: Katie Solberg

Friday, January 4, 10:30-2:30

Thursday, April 25, 10:30-2:30


Fee: \$30.00 📱📱



Pieceful Quilt Academy

The Quilt Academy is a series of classes designed to help you learn the basic techniques that you will need to make a quilt from start-to-finish. The classes are divided into levels so that quilters with different levels of experience can feel free to take any class they want.

Classes do not need to be taken in order.

	Beginner
	Advanced Beginner
	Intermediate

Quilting 101 – Extreme Beginner

In this three-part, introductory class, you will get a general overview of quilting with hands-on demonstrations of the basic tools and techniques. We'll be making a "Rail Fence" quilt with two borders that can be used as a baby quilt or a lap quilt! By the end of the three sessions you should have a completed quilt **top**. Sign up for our finishing class to learn how to quilt and bind it on your own, or have it quilted by our fabulous long-arm quilters.

Instructor: Tricia Baldwin
Wednesdays, Jan 16, 23 & 30, 6:30-9:00



Fee: \$60.00 



Quilting 201 – Finishing Class

This is a two-part class that covers putting your quilt together, basic machine-quilting techniques, binding and labels. The class is designed to finish your completed top from our Extreme Beginner class. If you don't have a top from our Extreme Beginner class, you can bring a small quilt top (no bigger than 40" x 40") of your own to finish in this class.


Instructor: Demi Wians
Wednesdays, February 13 & 27, 6:00 – 9:00

Fee: \$50.00 *Sign up at the same time as Q101 and receive a 15% discount!  

Quilting 202 – Advanced Beginner

This is a two-part class which will include the introduction of triangles and flying geese. In the class, you will make a table runner while learning about the effect of color placement. Sign-up for our Finishing Class to learn how to quilt and bind your table runner.

Instructor: Julie Garren
Weds, March 13 & 27, 6:30-9:00

Fee: \$40.00 



Quilting 301 – Beginning Hand Appliqué

In this two-session class, hand appliqué fundamentals will be presented. You will learn the invisible appliqué stitch, as well as one of Kim Diehl's methods. Our quilt design for this class provides the opportunity to stitch a variety of shapes including curves, points, stems and




circles. These skills can be used to make an appliqué quilt, add an appliqué to a pieced block or an appliqué border.

Instructor: Cathy Elliott
Fri, March 1 & 22, 10:30-12:30
Fee: \$30.00 

Quilting 302 – Beginning Machine Appliqué

Come join us and learn how to machine applique – a helpful, handy skill to have. We will applique simple shapes onto a tea towel. You'll have fun with us and go home with a completed towel.

Instructor: Demi Wians
Wed, February 6, 6:00-9:00


Fee: \$30.00 



Quilting 304 – Beginning Wool Appliqué

In this introductory wool class you will learn wool basics, how to use fusible with wool, and how to do the buttonhole stitch. In class, you will get all of your pieces cut out and fused and you will start stitching. You will go home feeling confident and able to finish this great project.



Instructor: Debbie Lazarski
Wednesday, April 24, 6:00-9:00

Fee: \$30.00 

Quilting 401 – Machine Quilting Workshop

Learn the basics of machine quilting, including preparing your quilt sandwich, selecting thread and batting, and choosing your quilting design. Most of the class time will be devoted to working on free motion quilting. You will get plenty of hands on practice to give you confidence to tackle your own projects



Instructor: Julie Garren
Thursday, April 4, 10:30-2:30

Fee: \$35.00  

Quilting 402 - Binding by Machine

Making a baby quilt, table runner or wall hanging? Some projects need extra support on the binding because of use and washing. Or sometimes we just don't have time to hand-stitch binding. In this hands-on class you'll learn multiple techniques and have samples to take home.

Instructor: Tricia Baldwin
Wednesday, April 3, 6:00-9:00

Fee: \$30.00  

Free Demonstrations

There is no fee for these fabulous demonstrations and no need to sign up. Just come and have fun!

Circa 1880 Exchange

Come hear all about our biggest exchange ever.



We'll explain how it works and give you some tips on how to make the blocks. We'll have blocks and other small projects to show as well!

Leaders: Katie & Carrie
Tuesday, Jan 29, 10:30 **OR** 6:30

Spring is Coming! Primitive Demo

Cure those winter blues with thoughts of spring and warmer weather. We'll have a variety of spring, summer and patriotic projects to share with you.

Leader: Katie Solberg
Tuesday, February 26, 10:30 **OR** 6:30

Advanced Wool Demo

Take your wool applique to the next level by learning some more advanced tricks and tips. We'll have a variety of wool projects to share as well that utilize some of these fun techniques!

Leader: Debbie Lazarski
Tuesday, March 26, 10:30 **OR** 6:30

Kim Diehl Simple Whatnots Club 8 Demo

Kim has done it again! Her latest collection and the accompanying patterns are cuter than ever! Join us as Julie shows you a number of the quilts from Kim's newest club featuring Kim's new fabric line.

Leader: Julie Garren
Tuesday, April 16, 10:30 **OR** 6:30



Events & Other Fun Stuff

Pieceful Day Retreat!

Want to get away for a day of sewing, relaxing, fun and friends? Join us for the all day sewing retreat right here at Pieceful Gathering. Come at 10:00 and stay as late as 10:00 pm if you'd like. Bring a lunch or we can order from the local deli. Pizza is included for dinner.

Group Leader: Carrie
Saturday, January 5, 10:00 am – 10:00 pm
Saturday, April 27, 10:00 am – 10:00 pm
Fee: \$30.00 – includes pizza for dinner

Christmas Open House

& Discount Registration – December 1st, 10-4

Receive 10% off any classes or clubs!

Students must register in person. Phone registrations will be accepted starting Dec. 4th.

Great Stash Dash - January 18-27, 2019

Purchase your passport for just \$10 (or \$15 after January 1) and you'll receive a high quality, beautiful tote bag, big enough to haul your stash. During the 10 day long dash (which includes two weekends), you can visit all 13 shops getting your Great Stash Dash passport stamped and saving 15% off your entire purchase (some restrictions may apply).

And the best part is yet to come... On any fifth Saturday of the month in 2019 (there are four), bring your tote bag to any (or all) of the 13 participating shops and you'll save 15% all over again!

Sheer to Delight Ewe Wool Show!

March 26th – 30th

Come and see our first annual wool show! This is a chance for us to feature all of the amazing wool projects that you, our awesome customers, are making! We'll hang the show over the weekend and viewers will be able to stop by anytime during the week to see the show and vote for their favorite project. Prizes will be awarded!

**Please consider entering one of your wool projects in our show. We are looking for small (less than 40" x 40") projects that are done in all wool or a combination of cotton and wool. Projects should be from Pieceful Gathering shop kits, classes, clubs or patterns. Entry forms are available at the shop and on our website.*

Seventh Annual Pieceful Retreat - March 1-3, 2019

Join us for a wonderful, relaxing weekend of sewing and fun at the Techny Towers Retreat Center in Techny, Illinois (near Northbrook). The facility will open at 3:30 on Friday with official retreat activities beginning after dinner at 6:00. Carrie & Katie will be leading a new project that combines pieced cotton blocks and wool applique. Other retreat activities will include games, "Show and Tell" and lots of chocolate eating! Fee includes five delicious meals (Friday dinner – Sunday brunch) and overnight accommodations. A non-refundable deposit of \$50 is required to hold your spot. Signup soon, spaces are filling up quickly. **Fee:** \$305 triple, \$315 double or \$355 single

Summer Open House

& Discount Registration – April 6th, 10-4

Receive 10% off any classes or clubs!

Students must register in person. Phone registrations will be accepted starting April 9th.

Pieceful Long Arm Quilting Service




At Pieceful Gathering we have our own Gammill Statler Sticher Long Arm quilting machine located in the upstairs portion of our shop. We have four very talented quilters who would love to help you create a beautifully finished quilt. Please be assured that the love and care that you have already devoted to your quilt will be continued here at Pieceful Gathering.

How to Prepare Your Quilt:

- Square up quilt top and backing, and clean all loose threads.
- All quilts tops should be pressed to flatten the seams.
- We recommend that you purchase your batting from us. If you do wish to provide your own batting, it must be at least 5 inches larger than the quilt top on all 4 sides.
- Backing material must be at least 5 inches larger than the quilt top on all sides. Remove all selvages and if the back is pieced the seams need to be pressed open.
- All completed quilts are squared up at no additional charge.

Pieceful Class Levels

To make sure that we are able to accommodate all of our customers some classes have levels. Some are not applicable.

-  **Beginner:** for those who are new to quilting. No experience is necessary.
-  **Advanced Beginner:** for those who are fairly new to quilting but know how to use a rotary cutter and are comfortable with their machine.
-  **Intermediate:** For people who have been quilting for awhile and are looking to expand their skills.

Pieceful Policies - Help us Keep the Piece!

You may register in person at the shop or over the phone using a credit card. Payment is expected at the time of registration. We cannot hold a space for you until you have paid for your class. If you cannot make it to a class, you must cancel at least one week in advance in order to receive a 90% refund. Block-of-the-Month programs and sign-up fees are non-cancelable. Signing up for a BOM is like putting a quilt on lay-away. You are making a commitment to purchase the entire set of patterns or kits.

Most classes require basic sewing supplies including a sewing machine in good working order, thread, scissors, straight pins, seam ripper, pencil, paper, rotary cutter, mat and ruler. We do have some classroom supplies and several classroom machines which are available for your use. If you wish to use one of our machines, please let us know when you register so that we can try to accommodate everyone that needs one.

In order for each student to get the most out of the classes we request the following:

- * Please arrive 15 minutes early.
- * Please turn off cell phones or set to vibrate.
- * Please do not bring children or guests to class.
- * **Please refrain from wearing scented products.**
- * We always appreciate it when you purchase your fabric from us.


Pieceful Gathering Quilt Shop
106 Northwest Hwy. (Rt. 14)
Fox River Grove, IL 60021
Phone: 847-516-7911
Web Site: www.piecefulgathering.com
Shop Hours: Tuesday-Wednesday 10-9
Thursday-Friday 10-5
Saturday 10-4


Quilt Sampler
Better Homes and Gardens
2012
FEATURED SHOP