



Pieceful Gathering Quilt Shop

Winter 2018 Class & Club Offerings



New for the Winter Session

Deb Tucker Precision-Piecing Club *NEW*

Pieceful Paths

This session in Deb Tucker Club, we'll be making a brand new quilt designed by Katie & Carrie that uses some of our favorite Deb Tucker rulers. Choose to sign up for just the "lecture" portion of the class where Katie will give you her handouts and walk you through each step for the month. Or sign up for the "lecture & lab" where you can stay and sew through each portion of the months assignment after the lecture. Lecture will be approximately 30 minutes and the Lab will be an additional hour following the lecture. If you choose to stay for the lab, you are welcome to stay and sew afterward as long as the classroom is open.



Instructor: Katie Reed

Tuesdays, Jan 9, Feb 13, March 13, April 10, 10:30
Thursdays, Jan 11, Feb 15, March 15, April 12, 10:30
Saturdays, Jan 20, Feb 17, March 17, April 14, 1:30

Club Fee: Lecture Only: \$35.00

Lecture & Lab: \$40.00

Quilting 301 – Beginning Hand Appliqué *NEW*

In this two-session class, hand appliqué fundamentals will be presented. You will learn the invisible appliqué stitch, as well as one of Kim Diehl's methods. Our quilt design for this class provides the opportunity to stitch a variety of shapes including curves, points, stems and circles. These



skills can be used to make an appliqué quilt, add an appliqué to a pieced block or an appliqué border.

Instructor: Cathy Elliott
Fridays, February 9 & 23,
10:30-12:30

Wednesday, April 4 & 11,
6:30-8:30

Fee: \$30.00

Sunburst Block *NEW*

Don't be intimidated by this complex looking pattern! In class you will learn how to use templates to simplify the piecing and applique techniques to finish the blocks. Various setting options will be shared so you can create your own unique masterpiece.



Instructor: Julie Garren
Tuesdays, February 6 & 20, 10:30-12:30
Saturdays, April 21 & 28, 10:30-12:30

Fee: \$35.00

Blazing Patches Two Part Class *NEW*

Looking for some other uses for your rapid fire Lemoyne star tool? Join Marie as she teaches you how to make Blazing Lemoyne Stars PLUS she will be debuting the new Deb Tucker Tool: Four Patch Square Up!

Instructor: Marie McKay
Fridays, January 5 & 12,
10:30-12:30

Wednesdays, April 18 & 25, 6:30-8:30

Fee: \$35.00



Getaway Bag Two Part Class *NEW*

Whether you're headed on a weekend trip or a quilt retreat, this bag is big enough to hold everything you need. It has plenty of pockets to keep everything organized and easy to find.

Instructor: Julie Garren
Wednesdays, Feb 14 & 28, 6:00-9:00

Fridays, March 23 & 30, 10:30-1:30

Fee: \$45.00 (includes tubing for handles)



Now you can register for many of our classes and clubs on our website!

www.piecefulgathering.com

Tubby Wubby Kids Class *NEW*

This class is for kids ages 8-13. They'll spend a fun-filled morning with Katie making their very own little critter from these easy to use felt kits. They can choose from three different critters and the class fee includes all materials. Healthy(ish) kid snacks will be provided as well!

Instructor: Katie

Saturday, April 14, 10:30-12:00

Fee: \$30 📱



TUBBY WUBBY

Embroidery Needle Case *NEW*

Store those wool embroidery needles in this monogrammed case. Take those stitches from the Embroidery Workshop to the next level. Learn to make bullion roses, cast-on-stitches, and learn to use stitches you already know to decorate this easy to make piece.

Instructor: Vivian Glenz

Saturday, February 3, 10:30-1:30

Wednesday, March 7, 6:00-9:00

Fee: \$25.00 📱📱

Quilting 302 – Beginning Machine Appliqué

Come join us and learn how to machine applique – a helpful, handy skill to have. We will applique simple shapes onto a tea towel. You'll have fun with us and go home with a completed towel.

Instructor: Demi Wians

Saturday, January 6, 10:30-1:30

Wednesday, March 21, 6:00-9:00

Fee: \$25.00 📱

Cool Clubs to Join this Winter!

Scrap Happy Club


Here's the chance to dig into your scrap bag (and Julie's) and make some small quilts based on traditional patterns. Each month we will work on one of the quilts from Edyta Sitar's book "Little Handful of Scraps." Learn a few tips to make the piecing easier and then sew away the day in the classroom.

Group Leader: Julie Garren

Wednesdays, Jan 24, Feb 21,

March, 21, 10:30-11:30

Fee: \$25.00 📱📱



Sarah's Kindred Spirits Club

This is the Sewing Circle you have always known and loved, but with a brand-new twist. Carrie will continue to bring you quilts based on antique quilts from her collection, but we will add a variety of quilts and projects from Jill Shaulis' Kindred Spirits Club as well. As before, Carrie will give you options to do your quilts in different sizes, and we will do some fabric and block exchanges. This is a social club where we meet, share and talk – sewing machines are not needed, and handwork is optional. Kits will be available at a 15% discount for club members. Come join the fun!



Group Leader:

Carrie Quinn

Tuesdays, Jan 30, Feb 27, March 27, April 31, 7:30-8:30

Wednesdays, Jan 31,

Feb 28, March, 28,

April 25, 10:30-11:30

Fee: \$35.00 📱📱

Handwork Coffee Klatch Club

Get away from the hustle-and-bustle of the real world for a couple of hours and enjoy some sit-and-stitch time with Carrie & Katie. It doesn't matter what you're stitching; as long as it's handwork, you can come and stitch. Carrie will be working on English Paper Piecing/Lucy Boston blocks and is happy to help you with those. Katie will obviously be working on wool!

Group Leaders: Carrie and Katie

Thurs., Jan 18, Feb 22, March 22, April 18, 10:30-12

Fee: \$25.00 📱📱

Featherweight FUNatics Club

Bring your own machine and compare notes with other Featherweight owners and collectors. Demi will often have little projects for you to do, or you can just stitch on your own projects. It is sure to be a pleasant evening!

Group Leader: Demi Wians

Thursdays, Jan 25, Feb 22, March 22, April 26, 7-9

Fee: \$25.00 📱📱

Pieceful Stitchers Club

The Pieceful Stitchers are a group of quilters who meet on the first Thursday of each month to spend time sewing and chatting. The meetings are very informal and there is no group leader. The group may choose to do a specific project or work on individual projects.

Group Leader: Carrie Quinn (kind of) ☺

Thursdays, Jan 4, Feb 1, March 8, April 5, 7-9

Fee: \$20.00

Winter Classes & Workshops

Diamond Log Cabin

Diamonds are a quilter's best friend - diamond log cabin blocks, that is! Join Julie to get tips on how to make this stunning wall hanging (26 1/2" X 26 1/2"). Whether you dig in to your scrap bag or grab some of your favorite fabrics, the end result will be stunning.



Instructor: Julie Garren
Sat, March 10 & 24, 10:30-12:30
Fee: \$30.00 📄📄📄

A Mid-Winter's Night

This stunning quilt is so fun to make using your Tri Recs or V-Block ruler. Create beautiful blocks that when put together create secondary patterns and the optical illusion of curves!

Instructor: Demi Wians
Tuesday, March 6, 6:00-9:00
Fee: \$25.00 📄📄



Peach Melba All-Day Workshop *NEW*

Make a pineapple quilt the Studio 180 (Deb Tucker) way in this one day workshop! Instead of paper foundation that has loads of waste and requires tons of paper removal at the end of the project, we'll use Deb's newest ruler, the Large Square-Squared. With



this ruler, you'll construct blocks using slightly oversized pieces and then trimming as you go. It's easier, less wasteful, gives high-precision blocks, saves time and will result in a fantastic, completed quilt.

Instructor: Katie Reed
Friday, April 27, 10:30-3:30
Fee: \$40.00 📄📄📄

Lucy Boston - English Paper-Piecing

Join Carrie as she shares her current obsession, English paper-piecing. She will show you her technique for perfect piecing using paper templates, and share her tips for creating beautiful blocks with fussy-cutting. There are a variety of shapes available. We will learn hexagons, diamonds and the honeycombs and squares used in the Lucy Boston quilt.

Instructor: Carrie Quinn
Tuesday, April 3, 6:30-9:00
Fee: \$25.00 📄



Croweaving

Join Carrie for her latest foray into rug making. If you have a ready supply of 1 1/2" strips, or a lot of leftover fabric that can be cut into strips, this is a great way to use them up and end up with a beautiful rug. Make it scrappy from your stash, or purchase fabric to make a planned beauty. There are no tools involved in this simple technique, and anyone can do it. Once you get started, you won't want to stop!

Instructor: Carrie Quinn
Saturday, Feb 24, 10:30-1:30
Fee: \$25.00 📄



Quiltsmart UFO Day

Bring your unfinished Quiltsmart projects and get them finished up! Quiltsmart expert, Debbie, will be here all day to answer questions and keep you moving! You can stitch all day and bring or order lunch.

Instructor: Debbie Lazarski
Friday, March 9, 10:30-2:30
Fee: \$30.00 📄📄



Deb Tucker UFO Day

This is an opportunity for those of you with unfinished Deb Tucker projects to come and work on them. Katie will be happy to refresh your memory on any of the tools or patterns. Bring your Deb Tucker Club projects, Rapid-Fire Lemoyne or Hunter Stars, or even BOM parts that use her rulers and never got finished. We'll stitch all day and you can bring or order lunch.

Instructor: Katie Reed
Friday, January 26, 10:30-2:30
Tuesday, April 17, 10:30-2:30
Fee: \$30.00 📄📄



Meeting Dates for Continuing BOM's

Almost-Free 12 Month BOM (months 10-12)

Fri, Jan 19, Feb 16, March 16, 10:30
Sat, Jan 20, Feb 17, March 17, 10:30
Tues, Jan 16, Feb 20, March 20, 6:30

Wool Flower Baskets 6 Month BOM (months 5- 6)

Tuesdays, Jan 2, Feb 6, 6:30
Thursdays, Jan 4, Feb 8, 10:30

Border Creek 8 Month Mystery (months 3-6)

Tuesdays, Jan 9, Feb 13, March 13, April 10, 6:30
Wednesdays, Jan 10, Feb 14, March 14, April 11, 10:30

Pieceful Quilt Academy

From the Extreme Beginning to the Photo Finish, we will teach you how to put together a beautiful quilt and along the way introduce you to a community of new friends.

The Quilt Academy is a series of classes designed to help you learn the basic techniques that you will need to make a quilt from start-to-finish. The classes are divided into levels so that quilters with different levels of experience can feel free to take any class they want.

Classes do not need to be taken in order.


| |
|--|
|  Beginner |
|  Advanced Beginner |
|  Intermediate |

Quilting 101 – Extreme Beginner

In this three-part, introductory class, you will get a general overview of quilting with hands-on demonstrations of the basic tools and techniques. We'll be making a "Rail Fence" quilt with two borders that can be used as a baby quilt or a lap quilt! By the end of the three sessions you should have a completed quilt **top**.

Sign up for our finishing class to learn how to quilt and bind it on your own, or have it quilted by our fabulous long-arm quilters.

Instructor: Tricia Baldwin
Wednesdays, Jan 17, 24 & 31, 6:30-9:00

Fee: \$55.00 





Quilting 201 – Finishing Class

This is a two-part class that covers putting your quilt together, basic machine-quilting techniques, binding and labels. The class is designed to finish your completed top from our Extreme Beginner class. If you don't have a top from our Extreme Beginner class, you can bring a small quilt top (no bigger than 40" x 40") of your own to finish in this class.

Instructor: Demi Wians

Wednesdays, Feb. 7 & 21, 6:00 – 9:00


Fee: \$45.00 *Sign up at the same time as Q101 and receive a 15% discount!  

Quilting 202 – Advanced Beginner

This is a two-part class which will include the introduction of triangles and flying geese. In the class, you will make a table runner while learning about the effect of color placement. Sign-up for our Finishing Class to learn how to quilt and bind your table runner.

Instructor: Julie Garren

Weds, March 14 & 28, 6:30-9:00

Fee: \$35.00 



Quilting 303 – Beginning Paper-Piecing


Also known as foundation piecing, this technique will enable you to produce odd shapes, small blocks and perfect points with ease. In class, you will learn the process as you make a traditional schoolhouse block (finished size 4"). Use this block as the center of a



medallion style quilt or practice your new skills by making 3 more blocks to make a wall hanging or table runner.

Instructor: Julie Garren

Wednesday, April 18, 10:30-1:30


Fee: \$25.00 

Quilting 304 – Beginning Wool Appliqué

In this introductory wool class you will learn wool basics, how to use fusible with wool, and how to do the buttonhole stitch. In class, you will get all of your pieces cut out and fused and you will start stitching. You will go home feeling confident and able to finish this great project.

Instructor: Debbie Lazarski

Friday, February 2, 10:30-1:30

Fee: \$25.00 




Quilting 305 – Hand Embroidery Workshop

Create a sampler of embroidery stitches that can be used in wool work, appliqué, or to embellish a portion of your quilt. You will have the opportunity to try a variety of stitches and take home a sampler of your work.

Instructor: Vivian Glenz

Tuesday, April 17, 6:30-9:00



Fee: \$25.00 

Quilting 401 – Machine Quilting Workshop

The Gammie Girls do a great job, but that doesn't mean you can't do some of your own quilting. Learn the basics of machine quilting, including preparing your quilt sandwich, selecting thread and batting, straight-line quilting with a walking foot, and free-motion quilting. Spend time in class practicing your new skills so you will be ready to work on your own projects.

Instructor: Julie Garren

Saturday, February 10, 10:30-2:30



Fee: \$35.00  

Quilting 402 - Binding by Machine

Making a baby quilt? Table runner? Wall hanging? Some projects need extra support on the binding because of use and washing. Or... sometimes we just don't have time to sit and hand-stitch binding. This is a hands-on class to learn multiple techniques and you will have samples to take home. Added bonus is a fun coffee cozy!

Instructor: Tricia Baldwin

Wednesday, January 10, 6:00-9:00

Fee: \$25.00  

Free Demonstrations

There is no fee for these fabulous demonstrations and no need to sign up. Just come and have fun!

Snippet Stew Demo

Come and learn Carrie's quick-cut method for making traditional looking quilts out of 10" squares (snippets). Everyone attending will receive a free stew pattern!

Leader: Carrie Quinn

Tues, Jan. 23, 10:30 **OR** 6:30 **OR** Sat, Jan. 27, 10:30

Primitive Spring

We will have an assortment of primitive springtime projects to inspire you. Many of the projects will be from the Spring issue of Primitive Quilts Magazine.

Leader: Debbie & Staff

Tuesday, February 27, 10:30 **OR** 6:30

Kim Diehl Simple Whatnots Club 7!

Kim has done it again! Her latest collection and the accompanying patterns are cuter than ever! Join us as Julie shows you a number of the quilts from Kim's newest club featuring Kim's new fabric line.

Leader: Julie Garren

Tuesday, March 27, 10:30 **OR** 6:30

Serendipity - New Block-of-the-Month

Diane has designed a brand new Block-of-the-Month for us! Come and be the first to see this beautiful new project and sign up for this pick-up/mail-order BOM.

Leader: Diane Nieman

Tuesday, April 24, 10:30 **OR** 6:30

A Note from Carrie & Katie

It's hard to believe that we have been open for eleven years now. Our business has certainly grown in this time thanks to our supportive and loyal customers. I feel like we've watched many of you grow as quilter's right along with our growing business. With growth, there is always change. One of the new changes that we hope you are finding helpful (and not annoying) is our new class reminder emails. I know there are still some "mis-fires" as we learn this new system but it should be better this session. Another positive change that we've seen is an increase in our class sign-ups, which is wonderful! Fuller classes, however, mean that it's even more important that students arrive on time and ready to go. We understand that things come up, but when you arrive late it is not fair to the other students or the teacher. We would appreciate it if you make your best effort to arrive on time, and if you are unavoidably delayed, please try not to disrupt the class. Some shops do not allow late students - we do not want to do this, so please, let's all make an effort to arrive on time, or a little early if you have stuff to set up. Thank you for your understanding in this matter.

Carrie & Katie

Do you know about our Collector Clubs?

Available for Pick-Up or Mail Order!

Katie's Good Wool Club – 8 wool sixteenths & a free pattern 6 times a year in even months

Lucy Boston – two block kits each month

Civil War Samplings – 15 Snippets and a free 6" block pattern 6 times a year in even months

Fussy Fabric Club – 10 Double Snippets (10" x 22") 6 times a year – odd months

Tumbler Club – 2 packs of 2" or 3" pre-cut tumblers every month



Events & Other Fun Stuff

Christmas Open House

& Discount Registration – December 2nd, 10-4

Receive 10% off any classes or clubs!

Students must register in person. Phone registrations will be accepted starting Dec. 5th.

Pieceful Day Retreat!

Want to get away for a day of sewing, relaxing, fun and friends? Join us for the all-day sewing retreat right here at Pieceful Gathering. Come at 10:00 and stay as late as 10:00 pm if you'd like. Bring a lunch or we can order from the local deli. Pizza is included for dinner.

Group Leader: Carrie Quinn

Friday, April 13, 10:00-10:00

Fee: \$30.00 – includes pizza for dinner

Great Stash Dash - January 12-21, 2018

Purchase your passport for just \$10 (or \$15 after January 1) and you'll receive a high quality, beautiful tote bag, big enough to haul your stash. During the 10 day long dash (which includes two weekends), you can visit all 13 shops getting your Great Stash Dash passport stamped and saving 15% off your entire purchase (some restrictions may apply).

And the best part is yet to come... On Four Saturdays in 2018, just bring your tote bag to any (or all) of the 13 participating shops and you'll save 15% all over again!

Sixth Annual Pieceful Retreat - March 2-4, 2018

Featuring Guess Teacher Stacy West!

This event is currently full right now. If you are signed up already, balances are due February 1st.

Fee: \$300 triple, \$310 double or \$350 single

Summer Open House

& Discount Registration April 7th, 10-4

Receive 10% off any classes or clubs!

Students must register in person. Phone registrations will be accepted starting April 9th.

Pieceful Long Arm Quilting Service




At Pieceful Gathering we have our own Gammill Statler Sticher Long Arm quilting machine located in the upstairs portion of our shop. We have four very talented quilters who would love to help you create a beautifully finished quilt. Please be assured that the love and care that you have already devoted to your quilt will be continued here at Pieceful Gathering.

How to Prepare Your Quilt:

- Square up quilt top and backing, and clean all loose threads.
- All quilts tops should be pressed to flatten the seams.
- We recommend that you purchase your batting from us. If you do wish to provide your own batting, it must be at least 5 inches larger than the quilt top on all 4 sides.
- Backing material must be at least 5 inches larger than the quilt top on all sides. Remove all selvages and if the back is pieced the seams need to be pressed open.
- All completed quilts are squared up at no additional charge.

Pieceful Class Levels

To make sure that we are able to accommodate all of our customers some classes have levels. Some are not applicable.

-  **Beginner:** for those who are new to quilting. No experience is necessary.
-  **Advanced Beginner:** for those who are fairly new to quilting but know how to use a rotary cutter and are comfortable with their machine.
-  **Intermediate:** For people who have been quilting for awhile and are looking to expand their skills.

Pieceful Policies - Help us Keep the Piece!

You may register in person at the shop or over the phone using a credit card. Payment is expected at the time of registration. We cannot hold a space for you until you have paid for your class. If you cannot make it to a class, you must cancel at least one week in advance in order to receive a 90% refund. Block-of-the-Month programs and sign-up fees are non-cancelable. Signing up for a BOM is like putting a quilt on lay-away. You are making a commitment to purchase the entire set of patterns or kits.

Most classes require basic sewing supplies including a sewing machine in good working order, thread, scissors, straight pins, seam ripper, pencil, paper, rotary cutter, mat and ruler. We do have some classroom supplies and several classroom machines which are available for your use. If you wish to use one of our machines, please let us know when you register so that we can try to accommodate everyone that needs one.

In order for each student to get the most out of the classes we request the following:

- * Please arrive 15 minutes early.
- * Please turn off cell phones or set to vibrate.
- * Please do not bring children or guests to class.
- * **Please refrain from wearing scented products.**
- * We always appreciate it when you purchase your fabric from us.


Pieceful Gathering Quilt Shop
106 Northwest Hwy. (Rt. 14)
Fox River Grove, IL 60021
Phone: 847-516-7911
Web Site: www.piecefulgathering.com
Shop Hours: Tuesday-Wednesday 10-9
Thursday-Friday 10-5
Saturday 10-4


Quilt Sampler
Better Homes and Gardens
2012
FEATURED SHOP