



Pieceful Gathering Quilt Shop

Summer 2019 Class & Club Offerings



Block-of-the-Months & Clubs

Field of Flowers Applique BOM - *NEW* 7 Month Block-of-the-Month

This gorgeous quilt combines pieced blocks with beautiful hand applique on top. Join our applique expert Cathy as she walks you through each portion of the quilt. New to hand applique? That's ok, Cathy will start with the basics and you can even join her afterwards for some extra hands-on experience in her "Applique Skills Lab" if you want. Learn new piecing and applique techniques each month and after the 7 months are over you will have a completed top. Monthly kits will be \$16.99 per month and will include all fabric for the quilt top plus the pattern. Fabric will not be exactly the same as sample but will be very similar (it's a scrappy quilt!). Free monthly meetings will be offered for local customers with the optional "Applique Skills Lab" following the free demos. Finished quilt is 60" x 60".



Instructor: Cathy Elliot

Meeting Dates: Tuesdays, June 4, July 2, August 6, 7:30 OR
Fridays, June 14, July 5, August 9, 10:30

Sign-up Fee: \$25.00 🛒 - Kits for months 1-7 will be \$16.99 each and include everything you need for the quilt top plus the pattern. Mail order is available for an additional shipping fee of \$4.99 per month.

Optional Applique Skills Lab Fee: \$30.00 one-time fee 🛒 Stay after the free demo each month for some extra hands-on instruction from Cathy. Cathy will continue to teach for approximately 30 minutes and then you can stay and stitch as long as the classroom is available.


Woolen Needle FALL BOM - *NEW* 6 Month Program

Join Debbie in making this fun fall wall hanging designed by The Woolen Needle. Each month you will make one of the six main blocks. The backgrounds are all cotton textures from Diamond Textiles and the appliques are all done in beautiful wools. Monthly kits will be \$19.99 and include everything you need for the quilt top plus the pattern. The finished quilt is 40" x 50".

Instructor: Debbie Lazarski

Meeting Dates: Tuesdays, June 11, July 9, August 13, 7:30 OR
Thursdays, June 13, July 11, August 15, 10:30

Sign-up Fee: \$25.00 🛒 - Kits for months 1-7 will be \$19.99 each and include everything you need for the quilt top plus the pattern. Mail order is available for an additional shipping fee of \$4.99 per month.



Deb Tucker Precision-Piecing Club *NEW*

This session in Deb Tucker Club, we'll be making the Charlie's Star Puzzle quilt which was designed by Carrie and made with Carrie's new Charlotte line of fabric. We have a limited number of kits available in the Charlotte line or you can choose your own fabrics. This pattern would look great in lots of different colors! This quilt uses three Deb Tucker rulers that you probably already have in your collection, the Square² Ruler, the Wing Clipper Ruler and the Tucker Trimmer. There are a lot of pieces in this quilt and it's a little overwhelming when you first look at it, but I've broken it down into four simple steps for you, making it much easier! Choose to sign up for just the "lecture" portion of the class where Katie will give you her handouts and walk you through each step for the month (first 30 min). Or you can sign up for the "lecture & lab" where you can stay and sew through each portion of the monthly assignment after the lecture.



Instructor: Katie Solberg

Tues, May 14, June 11, July 9, Aug 13, 10:30
Sat, May 11, June 15, July 13, Aug 17, 1:30

Club Fee: Lecture Only: \$35.00

Lecture & Lab: \$40.00 🛒

**You can register for classes
and clubs on our website!
www.piecefulgathering.com**

Sarah's Sewing Circle

In times past, women gathered in circles to share their joys and sorrows and stitch on quilts. Join us as we revive this tradition in "Sarah's Sewing Circle". We will continue to exchange blocks for the year-long Circa 1880 Nine Patch Block Exchange. We will also be doing the other projects from Pam Buda's Circa 1880 Club and these patterns are included in the club fee. Carrie also has a couple of other projects to keep you busy all session!



Group Leader: Carrie Quinn

Tuesdays, May 28, June 25, July 23, Aug 27, 7:30-8:30

Wed, May 29, June 26, July 24, Aug 28, 10:30-11:30

Fee: \$45.00 (Includes 2 Circa 1880 Club patterns) 📱📱

Handwork Coffee Klatch Club

Get away from the hustle-and-bustle of the real world for a couple of hours and enjoy some sit-and-stitch time with Carrie & Katie. It doesn't matter what you're stitching; as long as it's handwork, you can come and stitch. Carrie will be working on English Paper Piecing/Lucy Boston blocks and is happy to help you with those. Katie will obviously be working on wool!

Group Leaders: Carrie and Katie

Thurs., May 23, June 20, July 18, Aug 22, 10:30-12:00

Fee: \$30.00 📱📱

Featherweight FUNatics Club

Come enjoy the "hum" of your featherweight with others. Work on a project of your own choice. It's always a pleasant evening!

Group Leader: Demi Wians

Tuesdays, May 21, June 18,

July 16, August 20, 7-9

Fee: \$28.00 📱 (drop-in fee \$10)



Meeting Dates for Continuing BOM's

Charlotte's Medallion BOM (month 4-7 of 10)

Tues, May 7, June 4, July 2, August 6, 10:30 OR 6:30

Stargazing BOM (month 8-11 of 13)

Tues, May 14, June 11, July 9, August 13, 6:30 OR

Fridays, May 17, June 21, July 12, August 16, 10:30 OR

Saturdays, May 18, June 15, July 13, August 17, 10:30

Classes & Workshops

Creative Grids Pineapple Workshop *NEW*

Come join Carrie for this 3-hour workshop and learn to use the Creative Grids Pineapple Trim Tool. Make traditional scrappy blocks, or get a little crazy. Either way, your projects will be spectacular. Choose the large or small size ruler to make blocks from 4" to 10". Carrie will show you how, and talk about the different ways to use these great scrappy blocks!

Instructor: Carrie Quinn

Wednesday, June 12, 6:00-9:00

Saturday, Aug 24, 10:30-1:30

Fee: \$30.00 📱📱



Wire Frame Tote *NEW*

Whether you are carrying supplies to class or organizing the items for your next project, this tote will stand up to the task. Make more than one cover and you can change it out for the seasons!



Instructor: Julie Garren

Sat, May 25, 10:30-3:30

Fri, July 19, 10:30-3:30

Fee: \$40.00 📱📱

Pie & Ice Cream *NEW*

You will want to celebrate with pie and ice cream after you finish this spectacular quilt! Use foundation piecing to create precise points and curved piecing to complete your blocks. There are multiple options for finishing the edges, ranging from simple to adding more curves.

Whether you make a wall hanging or a bed size quilt, this one will provide you with a sense of accomplishment!

Instructor: Julie Garren

Wednesdays, June 12 & 19,

10:30-1:30

Wednesdays, August 7 & 14,

6:00-9:00

Fee: \$45.00 📱📱📱



Accordion Sewn Half-Square Triangle™ Method *NEW*

Learn the fun Accordion Sewn HST™ Method to make truly scrappy half square triangles – no duplicates. Then

take that skill to the next level to make quilts that look complicated, but they're not!

Instructor: Tricia Baldwin

Sat, July 20, 10:30-1:30

Wed, August 21, 10:30-1:30

Fee: \$30.00 📱📱



Thankful Stars *NEW*

Dust off your Studio 180 Design V-Block and Split Rects tools to make this bright and beautiful patriotic quilt in time for the 4th of July. The pattern instructions come in two sizes: Twin 55" x 67" and Full 69" x 87

Instructor: Marie McKay
Wednesday, May 29, 6:00-9:00
Saturday, June 22, 10:30-1:30
Fee: \$30.00 📱📱



Quiltsmart Mountain Tops

Come join Debbie for another great Quiltsmart class using the fusible interfacing that makes all of your points perfect! You'll make the Mountain Tops blocks and won't have to cut or sew on the bias. Debbie will guide you through the simple process. You'll make a number of the blocks in class and will go home ready to finish the blocks on your own!

Instructor: Debbie Lazarski
Wed, June 26, 6:00-9:00
Fee: \$30.00 📱📱



Lemoyne Trails Two-Part Class *NEW*

Join Katie for this two part Deb Tucker class. Combine Lemoyne star and snails trail blocks to get this amazing design. This project is great for stash-busting. Simply choose 10-12 fat quarters and two contrasting colors for background.



Instructor: Katie Solberg
Fridays, May 24 & 31, 10:30-1:30
Fee: \$45.00 📱📱📱

Classmate Organizer

Keep your tools close at hand and easy to find! Whether you're headed to a class, a retreat, or doing handwork on-the-go, this organizer will help make sure you have everything you need.

Instructor: Julie Garren
Friday, May 10, 10:30-2:30
Fee: \$35.00 📱📱



Triple Triangles

Not all quilt blocks are square! If you're looking for a project to dip into your scraps, this is the quilt for you. Known as Panama Pyramids, Sugarloaf




Mountain, or King Tut's Tomb - no matter what you call it, you will be amazed at how easily these blocks come together.

Instructor: Julie Garren
Saturday, August 10, 10:30-1:30
Fee: \$30.00 📱📱


Rectangular Jelly Roll Rug

Come and enjoy learning how to make this great rug, (32" x 42") using a jelly roll, 2.5" batting strips and your sewing machine. This rectangular version is simpler than the oval one so a nice place to start! These rugs are very addicting; you will definitely want to make more. You will learn the technique to make this rug in class and finish it up at home.

Instructor: Diane Nieman
Sat, July 27, 10:30-1:30
Fee: \$30.00 📱📱



T-Shirt Quilt Workshop *PG FAVORITE*



This workshop will teach the basic techniques for creating one of these fabulous quilts. We will work on a design layout and prepare the t-shirts properly to include them in a quilt of beautiful memories.

Instructor: Tricia Baldwin
Saturday, June 1, 10:30-2:30
Fee: \$35.00 📱📱

Wooden Barn Quilt Paint Party

Join us to create your own Wooden Barn Quilt for your barn, shed, garage or home! Dana will provide everything you need to make your one-of-a-kind piece. Bring a beverage of your choice.

Instructor: Dana Berning
Saturday, June 8, 10:30-1:30
Fee: \$60.00 - Includes all supplies needed 📱



Deb Tucker UFO Day

This is an opportunity for those of you with unfinished Deb Tucker projects to come and work on them. Katie will be happy to refresh your memory on any of the tools or patterns. Bring your Deb Tucker Club projects, Rapid-Fire Lemoyne or Hunter Stars, or even BOM parts that use her rulers and never got finished. We'll stitch all day and you can bring or order lunch.

Instructor: Katie Solberg
Friday, May 3, 10:30-2:30
Thursday, June 27, 10:30-2:30
Fee: \$30.00 📱📱



Lucy Boston - English Paper-Piecing

Join Carrie as she shares her current obsession, English paper-piecing. She will show you her technique for perfect piecing using paper templates, and share her tips for creating beautiful blocks with fussy-cutting. There are a variety of shapes available. We will learn hexagons, diamonds and the honeycombs and squares used in the Lucy Boston quilt.

Instructor: Carrie Quinn

Wednesday, August 28, 6:30-9:00

Fee: \$25.00 📖



Quilting 202 – Advanced Beginner

This is a two-part class which will include the introduction of triangles and flying geese. In the class, you will make a table runner while learning about the effect of color placement. Sign-up for our Finishing Class to learn how to quilt and bind your table runner.

Instructor: Julie Garren

Weds, July 10 & 24, 6:30-9:00

Fee: \$40.00 📖



Pieceful Quilt Academy

The Quilt Academy is a series of classes designed to help you learn the basic techniques that you will need to make a quilt from start-to-finish. The classes are divided into levels so that quilters with different levels of experience can feel free to take any class they want.

Classes do not need to be taken in order.

	Beginner
	Advanced Beginner
	Intermediate

Quilting 101 – Extreme Beginner

In this three-part, introductory class, you will get a general overview of quilting with hands-on demonstrations of the basic tools and techniques. We'll be making a "Rail Fence" quilt with two borders that can be used as a baby quilt or a lap quilt! By the end of the three sessions you should have a completed quilt top. Sign up for our finishing class to learn how to quilt and bind it on your own, or have it quilted by our fabulous long-arm quilters.

Instructor: Tricia Baldwin
Wednesdays, May 8, 15, & 22, 6:30-9:00

Fee: \$60.00 📖



Quilting 201 – Finishing Class

This is a two-part class that covers putting your quilt together, basic machine-quilting techniques, binding and labels. The class is designed to finish your completed top from our Extreme Beginner class. If you don't have a top from our Extreme Beginner class, you can bring a small quilt top (no bigger than 40" x 40") of your own to finish in this class.

Instructor: Demi Wians

Wednesdays, June 5 & 19, 6:00 – 9:00

Fee: \$50.00 *Sign up at the same time as Q101 and receive a 15% discount! 📖📖

Quilting 302 – Beginning Machine Appliqué

Come join us and learn how to machine appliqué – a helpful, handy skill to have. We will appliqué simple shapes onto a tea towel. You'll have fun with us and go home with a completed towel.



Instructor: Demi Wians

Sat. June 29, 10:30-1:30

Fee: \$30.00 📖

Quilting 303 – Beginning Paper-Piecing

Also known as foundation piecing, this technique will enable you to produce odd shapes, small blocks and perfect points with ease. In class, you will learn the process as you make a traditional schoolhouse block (finished size 4"). Use this block as the center of a medallion style quilt or practice your new skills by making 3 more blocks to make a wall hanging or runner.

Instructor: Julie Garren

Saturday, Aug 31, 10:30-1:00

Fee: \$25.00 📖



Quilting 304 – Beginning Wool Appliqué

In this introductory wool class you will learn wool basics, how to use fusible with wool, and how to do the buttonhole stitch. In class, you will get all of your pieces cut out and fused and you will start stitching. You will go home feeling confident and able to finish this great project.



Instructor: Debbie Lazarski

Wednesday, July 17, 10:30-1:30

Fee: \$30.00 📖

Quilting 306 – Beginning Hand Quilting

Spend a relaxing morning with Cathy and learn the basics of hand quilting. Cathy will discuss needles, marking techniques, thimbles, threads and more. You'll have time in class to practice and improve and you'll take home a sample of your work.

Instructor: Cathy Elliott

Friday, August 23, 10:30-1:30

Fee: \$25.00 📱

Quilting 402 - Binding by Machine

Making a baby quilt, table runner or wall hanging? Some projects need extra support on the binding because of use and washing. Or sometimes we just don't have time to hand-stitch binding. In this hands-on class you'll learn multiple techniques and have samples to take home.

Instructor: Tricia Baldwin

Tuesday, July 30, 6:00-9:00

Fee: \$30.00 📱📱

Free Demonstrations

There is no fee for these fabulous demonstrations and no need to sign up. Just come and have fun!

Market Review Demo

Carrie and Katie will share with you some of the new things that they learned at Quilt Market. You'll also be the first to see all of the neat stuff they bring back.

Leader: Katie Reed & Carrie Quinn

Tuesday, May 28, 10:30 OR 6:30

Christmas in July

Debbie will present a handful of beautiful Christmas projects to get you motivated and in the Christmas spirit. Start on them now and they should be done by December!

Leader: Debbie Lazarski

Tuesday, July 23, 10:30 OR 6:30 OR

Friday, July 26, 10:30

Pieceful Primitive Fall

Fall is our favorite time of year with its rich warm colors and primitive décor! Come and see some fall-inspired primitive projects to get you in the mood, too.

Leader: TBD

Tuesday, August 27, 10:30 OR 6:30

Events & Other Fun Stuff

Summer Open House

& Discount Registration April 6th, 10-4

Receive 10% off any classes or clubs!

Students must register in person. Phone registrations will be accepted starting April 9th or register online!

Pieceful Day Retreat!

Want to get away for a day of sewing, relaxing, fun and friends? Join us for the all day sewing retreat right here at Pieceful Gathering. Come at 10:00 and stay as late as 10:00 pm if you'd like. Bring a lunch or we can order from the local deli. Pizza is included for dinner.

Group Leader: Carrie

Saturday, May 4, 10:00 am – 10:00 pm

Saturday, July 6, 10:00 am – 10:00 pm

Fee: \$30.00 – includes pizza for dinner

Summer Fun Bus Shop Hop! June 7th

We're boarding a bus and heading out for a one day hop to four fabulous shops, with prizes, food and fun! Ride in a comfy motor coach; all meals and snacks are included. Each shop has its own unique personality with lots of great ideas and inspiration to enjoy, and of course, fabric to buy! Shops include Yellow Creek Quilt Design, Quilters Destination, Top Shelf Quilts and Pieceful Gathering. The bus will leave at approximately 8:15 a.m. and arrive home around 7:30 p.m. Space is limited, so sign up now!

Fee: \$55 – includes lunch or snack at each shop



Northern Illinois Shop Hop! June - August

Join us for this three month shop hop across Northern Illinois. Visit over 30 great shops in three regions and receive 15% off your entire purchase on the day that your passport is stamped. There will be three regional prizes, one grand prize and a first prize along with a prize at each shop. Visit the website to print your passport or pick one up at a participating shop.



<http://www.northernillinoisquiltfest.com>

Row by Row – Taste the Experience!

Once again we will be participating in the Row by Row Experience which takes place June 21 – September 4. This is like a shop hop but there are no fees, no passports and you have all summer to play! Simply visit any of the participating shops and receive a free pattern for a row in a quilt. Visit the Row by Row website for more details.

www.rowbyrowexperience.com



Fall Open House

& Discount Registration August 3rd, 10-4

Receive 10% off any classes or clubs!

Students must register in person. Phone registrations will be accepted starting August 6th. You can also register online!