



Pieceful Gathering Quilt Shop

Fall 2018 Class & Club Offerings



Block-of-the-Months & Clubs

Stargazing *NEW*

13 Month Block-of-the-Month

Join us for this 13 month program and immerse yourself in these beautiful saturated, not-quite-solid tones of aged muslin. Each month you will learn easy piecing techniques as you make one of the 12 star-themed blocks. Month 13 will be for finishing. The \$14.99 monthly fee includes everything you need for the quilt top, the pattern and the binding! The finished quilt is 92" x 92".

Instructor: Cathy & Katie

Tuesdays, Oct 9, Nov 13, Dec 11, 6:30 OR
Fridays, Oct 12, Nov 16, Dec 14, 10:30 OR
Saturdays, Oct 13, Nov 17, Dec 15, 10:30

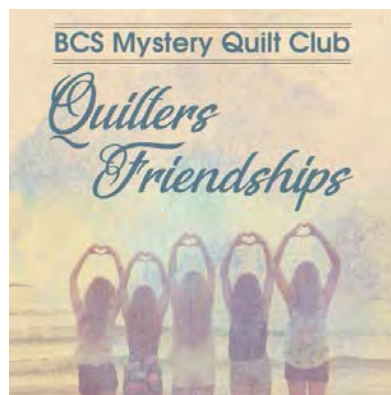
Sign-up Fee: \$25.00 📄📄

Kits for months 1-13 will be \$15.99 each and include everything you need for the quilt top, the pattern and the binding. Mail order is available for an additional shipping fee of \$4.99 per month.



Border Creek Station 8 Month Mystery Quilt "Quilters Friendships" *NEW*

This mystery quilt designed by Border Creek Station will be presented by Carrie over 8 months. Fabric requirements will be provided and discussed at the first meeting. You will have an option to do a twin (70" x 98") or queen (104" x 104") size and there are 3 bonus patterns which you'll receive for free during the program!



Instructor: Carrie

Tues, Sept 4, Oct 2, Nov 6, Dec 4, 7:30-8:00
Wed, Sept 5, Oct 3, Nov 7, Dec 5, 10:30-11:00

Sign Up Fee – \$25 📄📄

Monthly Pattern Fee for months 1-8 will be \$3.00 each month.

Now you can register for many of our classes and clubs on our website!
www.piecefulgathering.com

Deb Tucker Precision-Piecing Club *NEW*

This session in Deb Tucker Club, we'll be making this incredibly snazzy "Prism" quilt which is constructed entirely of Split Rectangle units with a couple of fun twists! Using the Split Rects Ruler you will have great success with this fun and interesting design. Choose to sign up for just the "lecture" portion of the class where Katie will give you her handouts and walk you through each step for the month (first 30 min). Or you can sign up for the "lecture & lab" where you can stay and sew through each portion of the monthly assignment after the lecture. Lab students are welcome to stay and sew afterward as long as the classroom is open.



Instructor: Katie

Tuesdays, Sept 11, Oct 9, Nov 13, Dec 11, 10:30
Thursdays, Sept 13, Oct 11, Nov 15, Dec 13, 10:30
Saturdays, Sept 22, Oct 13, Nov 17, Dec 15, 1:30

Club Fee: Lecture Only: \$35.00

Lecture & Lab: \$40.00 📄📄📄

Scrap Happy Club

Here's the chance to dig into your scrap bag (and Julie's) and make some small quilts based on traditional patterns. Each month you will learn how to piece a different block in multiple sizes and several setting options will be presented. Julie will share a few tips to make the piecing easier and then you're welcome to stay and sew away the day in the classroom.

Group Leader: Julie Garren
Wednesdays, Sept 12, Oct 10,
Nov 14, 10:30-11:30
Fee: \$30.00 🧺🧺



Handwork Coffee Klatch Club

Get away from the hustle-and-bustle of the real world for a couple of hours and enjoy some sit-and-stitch time with Carrie & Katie. It doesn't matter what you're stitching; as long as it's handwork, you can come and stitch. Carrie will be working on English Paper Piecing/Lucy Boston blocks and is happy to help you with those. Katie will obviously be working on wool!

Group Leaders: Carrie and Katie
Thurs., Sept 20, Oct 18, Nov 8, Dec 20, 10:30-12:00
Fee: \$25.00 🧺🧺

Featherweight FUNatics Club

Come enjoy the "hum" of your featherweight with others. Work on a project of your own choice. It's always a pleasant evening!

Group Leader: Demi Wians
Tuesdays, Sept 18, Oct 16, Nov 20, 7-9
Fee: \$20.00 🧺🧺

Sarah's Sewing Circle

In times past, women gathered in circles to share their joys and sorrows and stitch on quilts. Join us as we revive this tradition in "Sarah's Sewing Circle". Each month Carrie will present vintage-inspired quilts and projects made from reproduction fabrics. Kits will be available at a 15% discount for club members. Club projects will help you perfect your skills while you make new friends.

Group Leader: Carrie Quinn
Tuesdays, Sept 25, Oct 30,
Nov 27, Dec 18, 7:30-8:30
Wed, Sept 26, Oct 31, Nov
28, Dec 19, 10:30-11:30
Fee: \$35.00 🧺🧺



Fall Classes & Workshops

Ten Sisters Easy Piecing Grid 2-Part Class *NEW*



It looks HARD, but is actually really EASY. Make a traditional quilt using an easy technique that makes the process fun, faster, and successful.

Instructor: Tricia Baldwin
Tues, Sept 18 & 25, 10:30-1:00
Wed, Oct 10 & 17, 6:30-9:00
Fee: \$40.00 🧺🧺

Champagne & Pearls *NEW*

You'll be amazed at how easily the large blocks go together to make this striking quilt (60" x 83"). Use strip-piecing, one specialty ruler and simple straight seams for a quilt that looks much more complicated than it is. Whether you keep it simple with just 7 fabrics or mix it up with multiple color families, you're sure to love the final results.

Instructor: Julie Garren
Friday, September 28,
10:30-1:30
Saturday, November 10,
10:30-1:30
Fee: \$30.00 🧺🧺



Dresden Christmas Tree Skirt *NEW*

Learn how to make this darling Christmas Tree Skirt using Creative Grid's 15° Triangle ruler. Once



you get your first one made, you will want to make more for your family and friends.

Instructor: Marie McKay
Saturday, Sep 29, 10:30-1:30
Thursday, Oct 25, 10:30-1:30
Fee: \$30.00 🧺🧺

Jelly Roll Rug – 2-Part Class *NEW*

Learn how to make a beautiful rug (30" x 44") from a jelly roll in this two-part class. Rug is made entirely on your machine using one jelly roll and 2.5" batting strips.

Instructor: Diane Nieman
Fridays, September 14
& 21, 10:30-12:00
Fee: \$25.00 🧺🧺



Woven Stars *NEW*

Step away from your sewing machine! These stars are made by weaving fabric strips. Make it scrappy or plan your color placement. The completed 16" x 18" panel can be used to make a one of a kind pillow or tote bag.



Instructor: Julie Garren
Wednesday, October 17, 10:30-1:30
Wednesday, December 12, 6:00-9:00
Fee: \$30.00 📱

Christmas Mountains *NEW*

Come learn how to make this versatile block whose origins can be traced to the 1600's. Since I chose Christmas fabrics, I named mine Christmas Mountain. The fun is all in how you choose to layout your blocks. In class, we will discuss some of the many ways this block can be made and how different layouts can change the whole look!



Instructor: Marie McKay
Tuesday, September 11, 6:00-9:00
Saturday, November 3, 10:30-1:30
Fee: \$30.00 📱📱

Little Frosties Quilt-As-You-Go Runner *NEW*

With this fun and easy quilt-as-you-go method, you'll have this runner practically finished when you leave class (minus the binding). Great for Christmas gifts or decorating your own holiday table!

Instructor: Debbie Lazarski
Saturday, September 8, 10:30-2:30
Friday, October 19, 10:30-2:30
Fee: \$35.00 📱📱



Wooden Barn Quilt Paint Party *NEW*

Join us to create your own Wooden Barn Quilt for your barn, shed, garage or home! Dana will provide everything you need to make your one of a kind piece. Bring a beverage of your choice.



Instructor: Dana Berning
Wednesday, December 5, 6:00-9:00
Fee: \$60.00 – Includes all supplies needed 📱

Irene Blanck Needle Turn Applique *NEW*

All-Day Workshop

Join well known designer and author Irene Blanck as she teaches her signature needle turn applique techniques.

Instructor: Irene Blanck
Tues, Oct 23, 10:30-4:30
Wed, Oct 24, 9:30-3:30
Fee: \$90.00 – nonrefundable 📱



Wool Feather Tree

This Woolly Christmas Tree is fashioned after the Antique German Feather Trees which were first created in the 1880's. These first artificial trees were a response to growing concerns over the deforestation associated with the harvest of Christmas Trees in Germany. Join us for a fun class where you can make your own woolly feather tree. Debbie will have some fun add-on patterns as well to trim your new tree!



Instructor: Debbie Lazarski
Friday, Nov 2, 10:30-1:00
Fee: \$25.00 📱

Spinning Splendor

Learn how to make this kaleidoscope block variation in this one session class. This quilt is fat quarter friendly and easy to piece. Make a few blocks for a throw or more blocks for a larger quilt!

Instructor: Marie McKay
Friday, November 9, 10:30-1:30
Fee: \$30.00 📱📱



Deb Tucker UFO Day

This is an opportunity for those of you with unfinished Deb Tucker projects to come and work on them. Katie will be happy to refresh your memory on any of the tools or patterns. Bring your Deb Tucker Club projects, Rapid-Fire Lemoyne or Hunter Stars, or even BOM parts that use her rulers and never got finished. We'll stitch all day and you can bring or order lunch.



Instructor: Katie Solberg
Thursday, October 4, 10:30-2:30
Tuesday, Dec. 18, 10:30-2:30
Fee: \$30.00 📱📱



Pieceful Quilt Academy

The Quilt Academy is a series of classes designed to help you learn the basic techniques that you will need to make a quilt from start-to-finish. The classes are divided into levels so that quilters with different levels of experience can feel free to take any class they want.

Classes do not need to be taken in order.

| |
|--|
|  Beginner |
|  Advanced Beginner |
|  Intermediate |

Quilting 101 – Extreme Beginner

In this three-part, introductory class, you will get a general overview of quilting with hands-on demonstrations of the basic tools and techniques. We'll be making a "Rail Fence" quilt with two borders that can be used as a baby quilt or a lap quilt! By the end of the three sessions you should have a completed quilt **top**. Sign up for our finishing class to learn how to quilt and bind it on your own, or have it quilted by our fabulous long-arm quilters.



Instructor: Tricia Baldwin
Wednesdays, Sept 12, 19 & 26, 6:30-9:00

Fee: \$60.00 




Quilting 201 – Finishing Class

This is a two-part class that covers putting your quilt together, basic machine-quilting techniques, binding and labels. The class is designed to finish your completed top from our Extreme Beginner class. If you don't have a top from our Extreme Beginner class, you can bring a small quilt top (no bigger than 40" x 40") of your own to finish in this class.

Instructor: Demi Wians
Wednesdays, October 3 & 24, 6:00 – 9:00
Fee: \$50.00 *Sign up at the same time as Q101 and receive a 15% discount!  

Quilting 202 – Advanced Beginner

This is a two-part class which will include the introduction of triangles and flying geese. In the class, you will make a table runner while learning about the effect of color placement. Sign-up for our Finishing Class to learn how to quilt and bind your table runner.


Instructor: Julie Garren
Weds, Nov 14 & 28, 6:30-9:00
Fee: \$40.00 



Quilting 302 – Beginning Machine Appliqué


Come join us and learn how to machine applique – a helpful, handy skill to have. We will applique simple shapes onto a tea towel. You'll have fun with us and go home with a completed towel.



Instructor: Demi Wians
Saturday, Oct 6, 10:30-1:30
Fee: \$30.00 

Quilting 303 – Beginning Paper-Piecing

Also known as foundation piecing, this technique will enable you to produce odd shapes, small blocks and perfect points with ease. In class, you will learn the process as you make a traditional schoolhouse block (finished size 4"). Use this block as the center of a medallion style quilt or practice your new skills by making 3 more blocks to make a wall hanging or runner.


Instructor: Julie Garren
Saturday, Dec 8, 10:30-1:00
Fee: \$25.00 



Quilting 304 – Beginning Wool Appliqué

In this introductory wool class you will learn wool basics, how to use fusible with wool, and how to do the buttonhole stitch. In class, you will get all of your pieces cut out and fused and you will start stitching. You will go home feeling confident and able to finish this great project.



Instructor: Debbie Lazarski
Thursday, September 27, 10:30-1:30
Fee: \$25.00 

Quilting 305 – Hand Embroidery Workshop

Create a sampler of embroidery stitches that can be used in wool work, appliqué, or to embellish a portion of your quilt. You will have the opportunity to try a variety of stitches and take home a sampler of your work.

Instructor: Vivian Glenz
Saturday, October 20, 10:30-1:00
Fee: \$25.00 

Quilting 306 – Beginning Hand Quilting

Spend a relaxing morning with Cathy and learn the basics of hand quilting. Cathy will discuss needles, marking techniques, thimbles, threads and more. You'll have time in class to practice and improve and you'll take home a sample of your work.

Instructor: Cathy Elliott
Wednesday, November 7, 6:30-9:00
Fee: \$25.00 

Quilting 401 – Machine Quilting Workshop

Learn the basics of machine quilting, including preparing your quilt sandwich, selecting thread and batting, and choosing your quilting design. Most of the class time will be devoted to working on free motion quilting. You will get plenty of hands on practice to give you confidence to tackle your own projects

Instructor: Julie Garren
Friday, October 26, 10:30-2:30
Fee: \$35.00 📖📖

Free Demonstrations

There is no fee for these fabulous demonstrations and no need to sign up. Just come and have fun!

Pieceful Primitive Fall

Fall is our favorite time of year with its rich warm colors and primitive décor! Come and see some fall-inspired primitive projects to get you in the mood, too.

Leader: Katie
Tuesday, August 28, 10:30 **OR** 6:30

Last-Minute Christmas Demo

Debbie will present a handful of quick and easy-to-make Christmas projects. Projects will include Christmas décor, as well as gift ideas!

Leader: Debbie Lazarski
Tuesday, October 30, 10:30 **OR** 6:30

Fun With Flannel Demo

Put on your flannel pj's and come join Teresa for some flannel fun! We'll read the story of St. Flannel and then share some flannel-inspired projects. Special discounts for those in flannel pajama pants!

Leader: Teresa Johnson
Tuesday, November 27, 10:30 **OR** 6:30

Events & Other Fun Stuff

🎈 **August 4th ~ Fall Open House** 🎈
12th Anniversary Celebration & Quilt Show
Plus Early Discount Registration and MORE!

Join us in celebrating our 12th anniversary. We will have a quilt show in the building next door with around 100 quilts. Refreshments will be served all day, including a BBQ with free hotdogs around lunch time. Discount registration for the fall session is also at this event. Register for any class or club and receive 10% off (must register in person).

**Please consider entering one of your quilts in our show. We love to display any quilt that is made in our fabric, in one of our classes/clubs, or quilted by one of our long arm quilters. Entry forms are available at the shop and on our website.*

Jelly Roll Race!

September 15th is National Sew a Jelly Roll Day and we're celebrating by having a Jelly Roll Race! Grab a favorite Jelly Roll or 40 precut 2 1/2" x 40" strips and come join us for a fun day of racing. Experienced racer Tricia Baldwin will be our referee. You'll be



amazed as this quilt goes together in less than a couple of hours. Prizes will be awarded!

Saturday, September 15th,
10:30 start time
Race Entry Fee: \$10.00

Pam Buda Book Signing

Pam is one of our favorite local designers and she's just published her first book with Martingale. We are

so excited to have her come to our shop for a book signing! Pam will bring along a trunk show of projects from the book, she'll talk a little about her inspiration and then she'll be happy to sign your book. Saturday, October 27th, 10:30
Fee: \$5.00



Pieceful Day Retreat!

Want to get away for a day of sewing, relaxing, fun and friends? Join us for the all day sewing retreat right here at Pieceful Gathering. Come at 10:00 and stay as late as 10:00 pm if you'd like. Bring a lunch or we can order from the local deli. Pizza is included for dinner.

Group Leader: Carrie
Friday, Dec 7, 10:00 am – 10:00 pm
Fee: \$30.00 – includes pizza for dinner

Seventh Annual Pieceful Retreat - March 1-3, 2019

Join us for a wonderful, relaxing weekend of sewing and fun at the Techny Towers Retreat Center in Techny, Illinois (near Northbrook). The facility will open at 3:30 on Friday with official retreat activities beginning after dinner at 6:00. Carrie & Katie will be leading a new project that combines pieced cotton blocks and wool applique. Other retreat activities will include games, "Show and Tell" and lots of chocolate eating! Fee includes five delicious meals (Friday dinner – Sunday brunch) and overnight accommodations. A non-refundable deposit of \$50 is required to hold your spot. Signup soon, spaces are filling up quickly.

Fee: \$305 triple, \$315 double or \$355 single

Meeting Dates for Continuing BOM's

Katie's Wool Album (months 5-8)

Tuesdays, Sept 4, Oct 2, Nov 6, Dec 4, 10:30 OR 6:30

Pieceful Long Arm Quilting Service




At Pieceful Gathering we have our own Gammill Statler Sticher Long Arm quilting machine located in the upstairs portion of our shop. We have four very talented quilters who would love to help you create a beautifully finished quilt. Please be assured that the love and care that you have already devoted to your quilt will be continued here at Pieceful Gathering.

How to Prepare Your Quilt:

- Square up quilt top and backing, and clean all loose threads.
- All quilts tops should be pressed to flatten the seams.
- We recommend that you purchase your batting from us. If you do wish to provide your own batting, it must be at least 5 inches larger than the quilt top on all 4 sides.
- Backing material must be at least 5 inches larger than the quilt top on all sides. Remove all selvages and if the back is pieced the seams need to be pressed open.
- All completed quilts are squared up at no additional charge.

Pieceful Class Levels

To make sure that we are able to accommodate all of our customers some classes have levels. Some are not applicable.

-  **Beginner:** for those who are new to quilting. No experience is necessary.
-  **Advanced Beginner:** for those who are fairly new to quilting but know how to use a rotary cutter and are comfortable with their machine.
-  **Intermediate:** For people who have been quilting for awhile and are looking to expand their skills.

Pieceful Policies - Help us Keep the Piece!

You may register in person at the shop or over the phone using a credit card. Payment is expected at the time of registration. We cannot hold a space for you until you have paid for your class. If you cannot make it to a class, you must cancel at least one week in advance in order to receive a 90% refund. Block-of-the-Month programs and sign-up fees are non-cancelable. Signing up for a BOM is like putting a quilt on lay-away. You are making a commitment to purchase the entire set of patterns or kits.

Most classes require basic sewing supplies including a sewing machine in good working order, thread, scissors, straight pins, seam ripper, pencil, paper, rotary cutter, mat and ruler. We do have some classroom supplies and several classroom machines which are available for your use. If you wish to use one of our machines, please let us know when you register so that we can try to accommodate everyone that needs one.

In order for each student to get the most out of the classes we request the following:

- * Please arrive 15 minutes early.
- * Please turn off cell phones or set to vibrate.
- * Please do not bring children or guests to class.
- * **Please refrain from wearing scented products.**
- * We always appreciate it when you purchase your fabric from us.


Pieceful Gathering Quilt Shop
106 Northwest Hwy. (Rt. 14)
Fox River Grove, IL 60021
Phone: 847-516-7911
Web Site: www.piecefulgathering.com
Shop Hours: Tuesday-Wednesday 10-9
Thursday-Friday 10-5
Saturday 10-4


Quilt Sampler
Better Homes and Gardens
2012
FEATURED SHOP