

3 KITTENS needle arts

YARN CLASS SCHEDULE

Spring/ Summer 2019

Beginning Classes

Beginning Knitting with Jane, MaryAnn or Elizabeth

Begin your knitting journey with this fashionable cowl or a pair of fingerless mitts designed to introduce you to the basics of knitting. You will learn how to cast on, the knit stitch, the purl stitch, and how to bind off. You will also learn how to make simple buttonholes.



Session 1

Mondays

June 3, 10, 24

6-8pm

Session 2

Wednesdays

July 10, 17, 31

10am-noon


Class Fee: \$70

Level 1

Learn to Knit Cowl Kit (includes yarn, pattern, and how to booklet) – included in class fee
Knitting Needles – purchased separately at the first class (\$9.00)

Beginning Crochet with Shelley

Relax and learn to crochet with confidence while you make this fun, fashionable cowl! You will learn how to do single crochet, double crochet and half-double crochet. Finally, learn how to sew your strips together to create your cowl.



Fridays

July 26, August 2, 9, 16

1-3pm

Class Fee: \$71.00

Level 1

Beginning Crochet Kit (includes how to booklet, pattern, crochet hook and more) – included in class fee
Yarn: 3 skeins worsted weight yarn (price dependent on yarn choice) – purchased separately at 3 Kittens

Intro to Weaving with Connie Latendresse

Learn to weave a simple scarf in this introductory weaving workshop. You will learn the basics of weaving on a rigid heddle loom, including warping your loom, being introduced to the terminology, and beginning to weave the scarf. The second class will be devoted to taking the scarf off the loom and discussing washing and blocking your finished pieces. Students who rent their looms from 3 Kittens may keep the loom for up to two weeks following the class in order to make another project if they desire.



Days - Tuesdays (2x)

Date 1 – June 4 6-9pm

Date 2 – June 11 6-8pm

Class Fee: \$45

Level 1

Yarn: *Noro Silk Garden* (45% silk, 45% kid mohair, 10% lambswool; 109 yards) **AND** *Cascade 220* (100% wool; 220 yards) - purchased separately at 3 Kittens

Loom: 3 Kittens has Cricket looms for students to rent for \$20 – students may keep them for up to two weeks after the last class; if you then purchases a loom, you can apply the \$20 rental fee towards the purchase.

Knitting Refresher with Elizabeth

Have you forgotten how to knit? If you've learned the basics of knitting, but you just can't remember how to start, this is a perfect class for you. We'll review the basics (cast on, knit, purl, bind off, gauge) and help you get your first project started. Choose between three free patterns from Tin Can Knits' *Simple Collection*: Oat (cowl), Wheat (scarf) or Barley (hat).

Day - TBD

Dates - TBD

Time - TBD


Class Fee: \$25

Level 1+

Yarn: worsted weight – 220-400 yards, depending on project chosen

Needles: US 8/4mm 16" circular **and for Barley only** US 6/4mm 16" circular

Homework: Download & print your pattern at [Tin Can Knits](http://TinCanKnits.com)



Studios

Studios allow you the opportunity to work on your own projects with an expert instructor nearby to answer your questions and provide support and guidance. Each session is two hours and costs \$15. Level 2-4.

Knitting Studios

Sundays with Jane

1st & 3rd Sunday of each month

1-3pm

Tuesdays with Jane

Every Tuesday

6-8pm

Thursdays with Mary Ann

1st & 3rd Thursday of each month

10am-noon

Saturdays with Elizabeth

2nd & 4th Saturday of each month

8-10am

Crochet Studios

Wednesdays with Shelley

1st & 3rd Wednesday of each month

6-8pm

Knit & Crochet Studios

Wednesdays with Shelley

2nd & 4th Wednesday of each month

1-3pm



Tool Box Classes

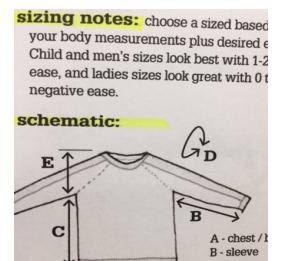
Tool Box classes are designed to give you the technical tools you need to complete your projects with confidence. Most Tool Box classes are only 1-hour long, making them an easy quick learning experience for you. Tool Box classes can be lecture/demo, hands on, or a combination of both.

Darning (knit) with Elizabeth

Have you worn through your favorite socks or have a hole in your hand knit sweater? This class, taught by 3 Kittens' custom finisher, will teach you step by step how to mend the hole with darning.

Skills taught in this class:

- How to decide if a hole can be repaired
- Prepping your hole for darning
- Darning technique



Saturday

June 15

1-3pm

Class Fee: \$20.00

Level 3

Yarn: smooth, light colored worsted weight

Needles: US 8/5mm dpn

Hook: US G/4.0mm

Other materials: Knit kit, including scissors and darning needle

Homework: Please use the link above to visit our website for homework

Project Classes

Project classes allow you work on a project with expert instruction. Each class will incorporate different skills that you will be taught. Project classes are generally between two and five sessions long, and each session is 2-hours.

Magic Loop 2-at-a-Time Socks (knit) with Jane

Tired of knitting "one sock wonders"? Come learn how to make 2 socks at the same time using the Magic Loop technique. Using this method ensures that your socks will always be the same length!

Skills taught in this class:

- How to cast on for this technique
- How to work Magic Loop 2-at-a time



Wednesdays

May 8, 15, 29, Jun 5

6-8pm

Class Fee: \$55.00

Level 3

Yarn: 100 grams fingering weight yarn (if your yarn does not contain nylon, please also purchase reinforcing thread)

Needles: US 1-2/2.25-2.75mm 40" needles

Homework: Please use the link above to visit our website for homework

Deep Swell (knit) with Shayne

Knit your own Deep Swell shawl with Shayne. This brioche shawl is dramatic and fun – use a speckled yarn for one color and a solid for the other to create a reversible piece.

Skills taught in this class:

- Brioche technique
- Understanding how to read brioche charts
- How to work increases & decreases in brioche



© Nancy Marchant

Thursdays

June 13, 20, 27, July 11

noon-2pm

Class Fee: \$55.00

Level 4

Yarn: 340 yards ea of 2 colors sport weight yarn

Needles: US 2.5/3.0mm 24-32" needles *or size to obtain gauge*

Notions: Knit kit, including locking st markers, fingering weight waste yarn; highlighter tape

Homework: Please use the link above to visit our website for homework

Debussy (knit) with Elizabeth

Debussy is a deeply textured lace shawl that is fun to make and even more fun to wear! The asymmetrical shape with a simple lace panel and fun textured stitches is a perfect introduction to lace knitting.

Skills taught in this class:

- Basic lace
- Stretchy cast on and bind off options
- How to block/finish



© Dee O'Keefe

Tuesdays

July 9, 16, 30

6-8pm

Class Fee: \$45.00

Level 3

Yarn: 490 yards (med) to 775 yards (lg) dk weight yarn

Needles: US 7/4.5mm 32" needles *or size to obtain gauge*

Notions: Knit kit

Homework: Please use the link above to visit our website for homework

Coming Soon!

Picnic (knit) with Jane



© Andree Beddoe

National Instructor Workshops

We love to have national instructors come to 3 Kittens, both in the store and at our Cloud 9 Knitting Retreat during the summer. These workshops are a great way to learn with some of the brightest minds in knitting and crochet.

Faina Goberstein, April 26

Faina is the author of *The Art of Slip Stitch Knitting* and the *The Art of Seamless Knitting*. She will be joining us for 2 workshops on Friday, April 26 focusing on slip stitch knitting! Join us for one class or a full day of classes. Early bird pricing of \$10 off per class is available through March 15th, and if you sign up for both classes, we'll throw in your lunch at Mendoberri!



Slip Stitch Knitting: Beyond Mosaic

If you are an admirer of beautiful mosaic stitch patterns and want to learn how to knit them or to know more about this type of colorwork, you will love this class. The whole world of slip stitch patterns will open up for you. Get to know all 4 distinct groups of slip stitch techniques in one or two colors including mosaic knitting.

In this class, you will make swatches and talk about using slip stitches in projects. You will learn how to work with charts; understand special abbreviations; how to choose colors and yarns; and how to carry color not in use up to the next row for slip stitch knitting. There will be many samples and swatches on display from Faina's designs.



Come and join us for this fun and very informative class. You might even get addicted to slip stitch knitting!

Friday

April 26

9am-noon

Class Fee: ~~\$85.00~~

Register by 3/15 for \$75

Level 2+


Yarn: smooth, worsted weight yarn in 3 different solid colors (50 grams or more of each)

Needles: US 7-8/4.5-5mm needles or the size suggested on yarn label

Homework: See website for details (use link above)

Reversible Slip Stitches

Reversible stitches are always a welcome addition to our knitting repertoire. Scarves, cowls, and shawls look terrific on both sides. Cardigans look good even if the front comes open. With slip stitch patterns, we are in luck. So many of them are reversible (although not necessarily identical)!



Remember that slip stitch patterns always look hard to make when in reality they are very simple. Take this class to see different patterns, make swatches, and participate in the discussion about the usage of reversible slip stitch patterns for your projects.

Among the many things you will learn are: a slip stitch edge, a few new patterns, how to work with charts, special abbreviations, choosing colors and yarns, and where to use reversible slip stitches.

Friday

April 26

1-4pm

Class Fee: ~~\$85.00~~

Register by 3/15 for \$75

Level 3 (must know how to work slip stitches)

Yarn: smooth, worsted weight yarn in 3 different solid colors (50 grams or more of each)

Needles: US 7-8/4.5-5mm needles or the size suggested on yarn label

Homework: See website for details (use link above)

Knit/Crochet-A-Longs

Knit-a-Longs (KALs) are social stitching times where everyone works on the same project. There is no instruction, so technically, Knit-a-Longs are not really classes; however, there is a staff host that can provide some guidance. Knit-a-Longs run approximately 6-10 weeks depending on the project.

June Cashmere KAL/CAL (knit/crochet) with Cecilia

Choose any project to make with June Cashmere!

Wednesdays

Mar 20, Apr 3, 17, May 1

6-8pm

Class Fee: FREE


Level 2-4

Pattern: Your Choice

Yarn: June Cashmere Lace or DK

Needles: Depends on chosen pattern

Homework: None



Frequently Asked Questions

Q: How do I register?

Registration is easy – stop in to register in person or call us at 651-457-4969 or go to our website at www.3kittensneedlearths.com.

Q: What should I bring to class?

Bring any tools you might need – scissors, tape measure, tapestry needle, paper, pencil, stitch markers or stitch holders, etc. We call this your “knit kit” or your “crochet kit”. And, bring your enthusiasm!

Q: Can I get help between classes?

We are always here to help you! Your instructor will let you know what hours she typically works in the store and if she teaches any of our studio classes. Plus, our staff is very knowledgeable and is willing to help! If you need more than just a little help, we can always set up a private coaching session (\$25/hour) with your regular instructor.

Q: What is homework/pre-work?

Pre-work or homework is simply something that you need to do prior to the first class. Generally, it will involve knitting gauge swatches or knitting samples to work on in class; however, sometimes it includes watching videos or doing some reading before class begins. Please make sure to do all pre-work/homework in order to make sure your learning experience and that of the other students is the best it can be!

Q: What do the Skill Levels mean in the class descriptions?

We use a system of Skill Levels to help inform students about what things they should know before taking a class – prerequisite skills, if you will. To find a detailed description of our Skill Levels, please visit our [website](#).