

# 3 KITTENS needle arts

## YARN CLASS SCHEDULE

*Spring 2019*

### Beginning Classes

**Beginning Knitting** with Jane, MaryAnn or Elizabeth

Begin your knitting journey with this fashionable cowl or a pair of fingerless mitts designed to introduce you to the basics of knitting. You will learn how to cast on, the knit stitch, the purl stitch, and how to bind off. You will also learn how to make simple buttonholes.



*Session 1*  
Wednesdays  
Apr 2, 9, 23  
6-8pm

*Session 2*  
Mondays  
June 3, 10, 24  
6-8pm

Class Fee: \$70  
Level 1

Learn to Knit Cowl Kit (includes yarn, pattern, and how to booklet) – included in class fee  
Knitting Needles – purchased separately at the first class (\$9.00)


**Beginning Crochet** with Shelley

Relax and learn to crochet with confidence while you make this fun, fashionable cowl! You will learn how to do single crochet, double crochet and half-double crochet. Finally, learn how to sew your strips together to create your cowl.

Wednesdays  
May 1, 8, 15, 22  
6-8pm

Class Fee: \$71.00  
Level 1

Beginning Crochet Kit (includes how to booklet, pattern, crochet hook and more) – included in class fee  
Yarn: 3 skeins worsted weight yarn (price dependent on yarn choice) – purchased separately at 3 Kittens



## **Intro to Weaving** with Connie Latendresse

Learn to weave a simple scarf in this introductory weaving workshop. You will learn the basics of weaving on a rigid heddle loom, including warping your loom, being introduced to the terminology, and beginning to weave the scarf. The second class will be devoted to taking the scarf off the loom and discussing washing and blocking your finished pieces. Students who rent their looms from 3 Kittens may keep the loom for up to two weeks following the class in order to make another project if they desire.



Days - Tuesdays (2x)

Date 1 – June 4          6-9pm

Date 2 – June 11        6-8pm

Class Fee: \$45

Level 1

Yarn: *Noro Silk Garden* (45% silk, 45% kid mohair, 10% lambswool; 109 yards) **AND** *Cascade 220* (100% wool; 220 yards) - purchased separately at 3 Kittens

Loom: 3 Kittens has Cricket looms for students to rent for \$20 – students may keep them for up to two weeks after the last class; if you then purchases a loom, you can apply the \$20 rental fee towards the purchase.

## **Knitting Refresher** with Elizabeth

Have you forgotten how to knit? If you've learned the basics of knitting, but you just can't remember how to start, this is a perfect class for you. We'll review the basics (cast on, knit, purl, bind off, gauge) and help you get your first project started. Choose between three free patterns from Tin Can Knits' *Simple Collection*: Oat (cowl), Wheat (scarf) or Barley (hat).

Day - TBD

Dates - TBD

Time - TBD

Class Fee: \$25

Level 1+

Yarn: worsted weight – 220-400 yards, depending on project chosen

Needles: US 8/4mm 16" circular **and for Barley only** US 6/4mm 16" circular

Homework: Download & print your pattern at [Tin Can Knits](http://TinCanKnits.com)



## Studios

Studios allow you the opportunity to work on your own projects with an expert instructor nearby to answer your questions and provide support and guidance. Each session is two hours and costs \$15. Level 2-4.

### Knitting Studios

Sundays with Jane

1<sup>st</sup> & 3<sup>rd</sup> Sunday of each month

1-3pm

Tuesdays with Jane

Every Tuesday

6-8pm

Thursdays with Mary Ann

1<sup>st</sup> & 3<sup>rd</sup> Thursday of each month

10am-noon

Saturdays with Elizabeth

2<sup>nd</sup> & 4<sup>th</sup> Saturday of each month

8-10am

### Crochet Studios

Wednesdays with Shelley

1<sup>st</sup> & 3<sup>rd</sup> Wednesday of each month

6-8pm

### Knit & Crochet Studios

Wednesdays with Shelley

2<sup>nd</sup> & 4<sup>th</sup> Wednesday of each month

1-3pm



## Tool Box Classes

Tool Box classes are designed to give you the technical tools you need to complete your projects with confidence. Most Tool Box classes are only 1-hour long, making them an easy quick learning experience for you. Tool Box classes can be lecture/demo, hands on, or a combination of both.

### Oops! I Dropped a Stitch (knit) with Jane

What should you do when you drop a stitch? Don't panic! Come and learn how to pick up that stitch in both stockinette and garter stitch.

Skills taught in this class:

- When to pick up and when to rip back
- How to pick up a dropped stitch in stockinette stitch
- How to pick up a dropped stitch in garter stitch



Thursday

Apr 25

6-7pm

Class Fee: \$10.00

Level 2

Yarn: Smooth, worsted weight

Needles: Not necessary for class – swatches to be done with a US 8/5mm needle

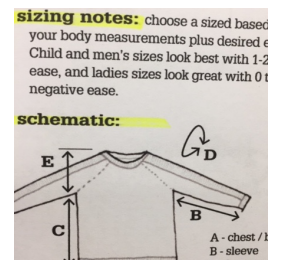
Homework: See website for details (use link above)

### Deciphering Knitting Patterns (knit) with Elizabeth

Confused about what's important in your knitting pattern? There is so much information given besides the yarn and needles used. We will take a look at several patterns, and Elizabeth will show you how to pull important information out of all those words, pictures, and charts.

Skills taught in this class:

- Understanding pattern abbreviations
- What to look for when choosing a pattern
- Deciphering "at the same time" instructions
- What does the schematic mean



Tuesday

May 7

6-7pm

Class Fee: \$10.00

Level 2

Materials: None – just bring something to take notes

## Project Classes

Project classes allow you work on a project with expert instruction. Each class will incorporate different skills that you will be taught. Project classes are generally between two and five sessions long, and each session is 2-hours.

### Magic Loop 2-at-a-Time Socks (knit) with Jane

Tired of knitting "one sock wonders"? Come learn how to make 2 socks at the same time using the Magic Loop technique. Using this method ensures that your socks will always be the same length!

Skills taught in this class:

- How to cast on for this technique
- How to work Magic Loop 2-at-a time



Wednesdays

May 8, 15, 29, Jun 5

6-8pm

Class Fee: \$55.00

Level 3

Yarn: 100 grams fingering weight yarn (if your yarn does not contain nylon, please also purchase reinforcing thread)

Needles: US 1-2/2.25-2.75mm 40" needles

Homework: Please use the link above to visit our website for homework

*Coming Soon!*

### Debussy (knit) with Elizabeth



© Dee O'Keefe

## National Instructor Workshops

We love to have national instructors come to 3 Kittens, both in the store and at our Cloud 9 Knitting Retreat during the summer. These workshops are a great way to learn with some of the brightest minds in knitting and crochet.

### **Faina Goberstein, April 26**

Faina is the author of *The Art of Slip Stitch Knitting* and the *The Art of Seamless Knitting*. She will be joining us for 2 workshops on Friday, April 26 focusing on slip stitch knitting! Join us for one class or a full day of classes. Early bird pricing of \$10 off per class is available through March 15<sup>th</sup>, and if you sign up for both classes, we'll throw in your lunch at Mendoberri!



### **Slip Stitch Knitting: Beyond Mosaic**

If you are an admirer of beautiful mosaic stitch patterns and want to learn how to knit them or to know more about this type of colorwork, you will love this class. The whole world of slip stitch patterns will open up for you. Get to know all 4 distinct groups of slip stitch techniques in one or two colors including mosaic knitting.

In this class, you will make swatches and talk about using slip stitches in projects. You will learn how to work with charts; understand special abbreviations; how to choose colors and yarns; and how to carry color not in use up to the next row for slip stitch knitting. There will be many samples and swatches on display from Faina's designs.



Come and join us for this fun and very informative class. You might even get addicted to slip stitch knitting!

Friday

April 26

9am-noon

Class Fee: ~~\$85.00~~

Register by 3/15 for \$75

Level 2+

Yarn: smooth, worsted weight yarn in 3 different solid colors (50 grams or more of each)

Needles: US 7-8/4.5-5mm needles or the size suggested on yarn label

Homework: See website for details (use link above)

## Reversible Slip Stitches

Reversible stitches are always a welcome addition to our knitting repertoire. Scarves, cowls, and shawls look terrific on both sides. Cardigans look good even if the front comes open. With slip stitch patterns, we are in luck. So many of them are reversible (although not necessarily identical)!



Remember that slip stitch patterns always look hard to make when in reality they are very simple. Take this class to see different patterns, make swatches, and participate in the discussion about the usage of reversible slip stitch patterns for your projects.

Among the many things you will learn are: a slip stitch edge, a few new patterns, how to work with charts, special abbreviations, choosing colors and yarns, and where to use reversible slip stitches.

Friday

April 26

1-4pm

Class Fee: ~~\$85.00~~

Register by 3/15 for \$75

Level 3 (must know how to work slip stitches)

Yarn: smooth, worsted weight yarn in 3 different solid colors (50 grams or more of each)

Needles: US 7-8/4.5-5mm needles or the size suggested on yarn label

Homework: See website for details (use link above)

## Knit/Crochet-A-Longs

Knit-a-Longs (KALs) are social stitching times where everyone works on the same project. There is no instruction, so technically, Knit-a-Longs are not really classes; however, there is a staff host that can provide some guidance. Knit-a-Longs run approximately 6-10 weeks depending on the project.

### June Cashmere KAL/CAL (knit/crochet) with Cecilia

Choose any project to make with June Cashmere!

Wednesdays

Mar 20, Apr 3, 17, May 1

6-8pm

Class Fee: FREE


Level 2-4

Pattern: Your Choice

Yarn: June Cashmere Lace or DK

Needles: Depends on chosen pattern

Homework: None



---

## **Frequently Asked Questions**

### **Q: How do I register?**

Registration is easy – stop in to register in person or call us at 651-457-4969 or go to our website at [www.3kittensneedlearths.com](http://www.3kittensneedlearths.com).

### **Q: What should I bring to class?**

Bring any tools you might need – scissors, tape measure, tapestry needle, paper, pencil, stitch markers or stitch holders, etc. We call this your “knit kit” or your “crochet kit”. And, bring your enthusiasm!

### **Q: Can I get help between classes?**

We are always here to help you! Your instructor will let you know what hours she typically works in the store and if she teaches any of our studio classes. Plus, our staff is very knowledgeable and is willing to help! If you need more than just a little help, we can always set up a private coaching session (\$25/hour) with your regular instructor.

### **Q: What is homework/pre-work?**

Pre-work or homework is simply something that you need to do prior to the first class. Generally, it will involve knitting gauge swatches or knitting samples to work on in class; however, sometimes it includes watching videos or doing some reading before class begins. Please make sure to do all pre-work/homework in order to make sure your learning experience and that of the other students is the best it can be!

### **Q: What do the Skill Levels mean in the class descriptions?**

We use a system of Skill Levels to help inform students about what things they should know before taking a class – prerequisite skills, if you will. To find a detailed description of our Skill Levels, please visit our [website](#).