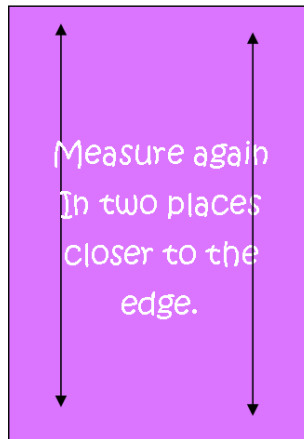
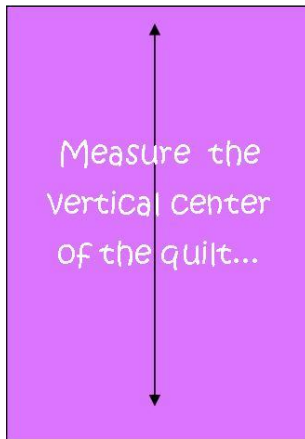




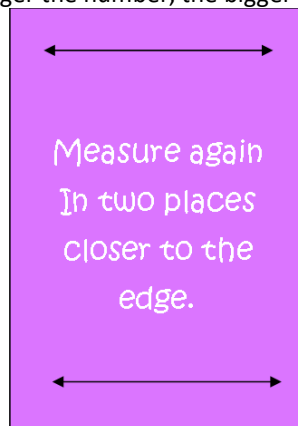
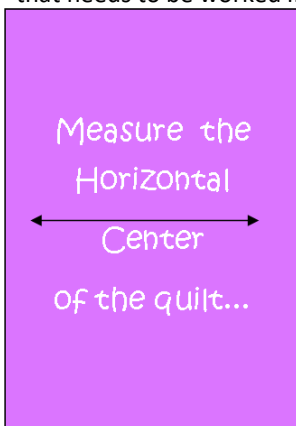
## How to Check Your Quilt for “Squareness”

Quilting on a long arm machine is different than quilting on a domestic machine. As a result, different considerations need to be addressed. A quilt that is not squared-up will not magically become square when it is quilted. The squaring process should be ongoing throughout the quilt construction. How can you check the “squareness” of your quilt top?

1. Measure the Vertical center of the quilt and then measure again in two places closer to edge. Write these numbers down.



2. Repeat for the horizontal center of your quilt top. Measure again in two places closer to the edge. Write these numbers down. If these measurements are more than 1” off, you will have fullness in your edges that needs to be worked in. The larger the number, the bigger the issue.



As for the vertical measurement, if these measurements are more than 1” off, you will have fullness in your edges that needs to be worked in. The larger the number, the bigger the issue.