


Sew Special Quilts

Potential Quilt Layouts



Basic Quilt Layout 12 blocks

Finished Size 48 x 63

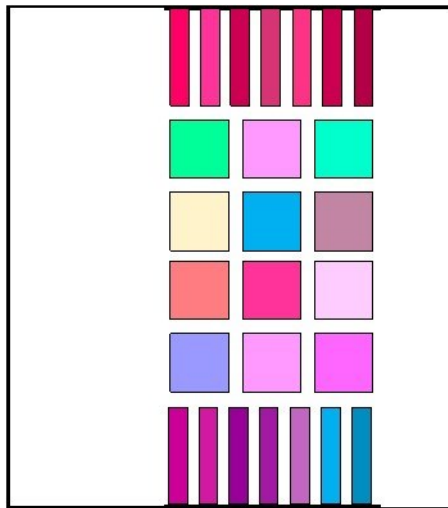
Sashing cut at 3 inches: 1-1/8 Yard

Corner Stones cut at 3": 1/4 Yard

Backing: 3 Yards (Using the Throw Back Method)

Binding: 1/2 yard

Note: Add a 6" border - finished size 60" x 75"
Border Yardage 1-1/2 yard
Backing: 5 yards



Modern Quilt - 12 blocks

Finished Size: 77 x 85


Sashing and side borders: 4 Yards

Stripes: 6 Fat Quarters

Binding: 3/4 Yard

Backing: 5-1/3 yards

Note: Sashing cut at 2" between blocks
Left side border cut at 25" wide
Right side border cut at 12"
Stripes: cut total of 14 3.5" x 15" color strips
cut twelve 3.5 x 15" white strips



On Point Quilt - 12 Blocks plus 6

Quilt Size: Approximately 59 x 76

Additional Blocks: 3/4 yard

Setting Triangles: 1-1/8 yard

Outer Border: cut at 4-1/2" purchase 1-1/8 yard

Backing: 3-1/2 Yards (horizontal seam)

Binding : 1/2 yard

Book and Pattern Suggestions:

BQ1, BQ2 or BQ3 and BQ5 are all great choices.