

Quilt Etc.

Winter Class Schedule



11 East Main Street Sandy, UT 84070 • 801-255-2666
www.quilt-etc.com • Monday through Saturday 10:00am - 5:00pm

January - April 2024

To Hex With You



Sandra Mack **\$10.00 each month**
2nd Monday each month.....10:30am

***Requires a six month commitment**

Come to hex with me monthly for the next twelve months. There will be lots of ideas and inspiration from the group. You can work on personal hexi projects as well as the new ones shown in class. Sew to hex with you!

Squirrely Girls & Guys



Cindy Stamm **\$10.00 each month**
2nd Tuesday each month.....10:30am

***Requires a six month commitment**

Join me for some prime stitching time and get personal help with your hand embroidery stitching. Bring your unfinished projects for a stress free time to work at your own pace and skill level. There will be lots of ideas from the group and occasional demos. Make new friends or reconnect with old ones.


Modern Society Club



Pat Bedont **\$20.00 yearly**
plus monthly kits


2nd Wednesday each month.....
.....10:30am or 6:00pm

Jump right in with a vibrant multi-shade quilt. Celebrate each month with a different Kona color. Twelve original block designs with two setting options, featuring Kona Cotton solids. Enjoy show & tell, drawings, birthdays and socializing with friends. Includes 2024 wall Calendar & 12 additional quilt patterns!



Wool Club

Harvest Of Plenty Table Mat



Come explore the world of wool. Challenge yourself with new stitches and open up to out of the box use of threads and embellishments.

Each month we will stitch together and complete the table mat.

Cindy Scharman **\$10.00 each month**
plus monthly kits

2nd Thursday monthly for six months10:30am

***Requires a six month commitment**

Book: Wool Applique Heirlooms by Mary A Blythe

Kaffe & Friends



Kaye Evans **\$130.00 yearly**
2nd Saturday each month....10:30am

Go with us on this Fassettnating Journey into the future of "whatever you make of it". Questions are welcome, exploration encouraged, and individuality applauded. Use Kaffe Collective fabrics along with your stash to make your own quilt. New Kaffe fabrics arriving in the shop monthly.

Strip Club



Quilt Approximately 113" x 113"

Susanne Tanner **\$20.00 yearly plus monthly kits**
3rd Wednesday 10:30am or 6:30pm 3rd Thursday 10:30am or 6:30pm
Book: Amish With A Twist V by Nancy Rink Designs

Amish With A Twist V by Nancy Rink Designs will be the pattern we will use this year. The quilt will feature Centennial Solids by Marcus. Spend a couple of hours each month with old friends (and new ones) to learn about the Amish ways of life. Learn tips for making your piecing easier and more accurate. Enjoy show & tell, enter drawings, celebrate birthdays and get discounts on fabric.

Embroidery Sampler Book




Kerry Green **\$100.00**

5 Part Class - Wednesdays January 17th, February 21st, March 21st, April 17th, May 15th

Learn over 30 embroidery stitches while making a beautiful wool stitch sampler book to keep as a reference.


Beginning Rotary Cutting



Ellen Carter **\$20.00**
Saturday January 20th.....10:30am

Struggling to make seams meet? Perhaps it's your rotary cutting. Get back to basics with a rotary cutting class and see if your piecing gets easier. This class is great for the beginner or established quilter. Let's see if we can make your quilting a lot more fun.

Open Sew



Pat Bedont **\$20.00 each month**
Saturday January 20th, February 17th, March 16th.....10:30am - 4:00pm

This is your chance if you need help with a kit purchased at Quilt Etc. Come for a few hours or sew all day. Get personal one on one help for any present or past kit. Lunch included.

Beginning Punch Needle



Annette Page **\$20.00**
 Monday January 22nd.....10:30am
 or
 Monday February 26th.....10:30am

Choose any Punch Needle pattern

Ever wanted to try punch needle?
 Now is the time. Pick your favorite
 pattern and come enjoy a fun time
 and learn a new skill. You will be a
 needle punching pro in no time.

Sit & Stitch With Rachelle



Rachelle Ludwinski **\$20.00 each**
 Monday January 22nd..4:00 - 8:00pm
 Monday February 26th 4:00 - 8:00pm
 Monday March 25th.....4:00 - 8:00pm
 Monday April 22nd.....4:00 - 8:00pm

Come stitch with Rachelle and learn
 from a local designer. Get personal
 help with your wool applique
 projects, learn new stitches & stitch
 with friends!

Most Wonderful Time Of The Year



Quilt Approximately 54" x 62"

Rachelle Ludwinski **\$59.95 month**
Includes class instruction, pattern,
Fabric & wool kit. *Floss/threads
require additional purchase.

4th Tuesday each month for 10
 months.....10:30am - 1:00pm

**Pattern: Most Wonderful Time Of
 The Year by Rachelle Ludwinski**

Learn lots of new embroidery
 stitches all while making fourteen
 vintage Christmas themed blocks.
 Rachelle will take you step by step
 to create this wool applique
 memory quilt. Each month create
 a new block and at years end
 you will have a finished an
 heirloom quilt.

Clothesline Club



Quilt Approximately 66" x 78"

Sandra Mack
 4th Tuesday each month 6:30pm

\$20.00 yearly plus monthly kits

A 1930 to 1950 club where
 we share our vintage quilts,
 celebrate our birthdays and
 learn the history of this time
 period. Our quilt this year is
 Primrose Hill Sampler by
 Cakestand Quilts. We will be
 learning some new piecing
 techniques that are different,
 fun & unique. You will
 receive a beautiful kit each
 month with '30s fabrics to
 make your quilt unique.
 Special additional kits will be
 offered throughout the year
 on club day.

Quilt Etc. Class Policies

Class fees are non refundable. If you
 cannot attend a class for which you have
 registered, and let us know 7 days
 prior to class we will register you in
 another class or give you a store credit.

Beginning Piecing



Pat Bedont **\$90.00**

Six Thursdays: January 25th, February 1st, February 15th, February 22nd, February 29th & March 7th.....10:30am - 1:00pm

This 6-week class will take you from the very basics to a finished 54" square sampler quilt. Learn 16 different blocks, using different piecing techniques each week. This class is for beginners, however the beginning rotary class is required. Requires weekly homework.

Simple Whatnots Club




Ginger Christensen
4th Thursday each month 6:00pm



Simple Whatnots Club is offering two different options this year. 8 small projects ranging from 10 1/2" to 26 1/2" square or a sampler quilt 58 1/2" x 58 1/2". Featuring the Quiet Grace line by Kim Diehl for Henry Glass.

\$20.00 yearly plus monthly kits

Curves, Curves, Curves



Mollie Turner **\$20.00**
Friday January 26th.....10:30am
Kits Available

Intimidated by curves? Let's remove the mystique of curved piecing. There will be multiple techniques taught: using pins, no pins, glue, and washout tape as well as sewing from the convex curve or the concave side. It's not as hard as it looks!

*Practice kit purchase required at class \$7.00

Cotton Daisies



Julie Hansen **\$30.00**
Two Fridays: January 26th & February 9th.....10:30am

Pattern: Cotton Daisies by Laugh Yourself Into Stitches Kits Available

Cotton Daisies has all the charm! Made with only 2 blocks this quilt comes together quickly. Learn time saving techniques to create half square triangles. The fabrics you choose can create a new look.


Intro To Machine Quilting



Cory Weir **\$20.00**
Monday January 29th.....2:00pm

Learn the art of machine quilting by practicing basic techniques on your home sewing machine. We will free-motion stitch a variety of patterns. We will also discuss quilt layering and basting, and walking foot methods. Please know how to install your free motion foot on your machine before class. *Practice kit purchase required at class \$10.00

Goodnight Star



This quilt takes a smaller design called Starbaby to a larger quilt size of 96" x 96". It uses strip piecing techniques and is a great introductory pattern that can be used to learn basic paper piecing required for many of Judy Niemeyer's Lone Star projects. Each finished block measures 16" square.

Josephine Keasler


\$60.00

Three Tuesdays: January 30th, February 13th & February 20th...5:30pm - 8:30pm

Pattern: Goodnight Star from Quiltworx by Judy Niemeyer

Kits Available

Bats In The Rug



Susanne Tanner

\$20.00

Two Thursdays: Prep class February

1st 3:30 - 4:30pm & workshop

Thursday February 15th 2:00 - 4:30pm

Pattern: Bats In The Rug by Aunties Two

Choose fabrics to make your own custom scatter rug. Sew strips filled with batting in this easy technique to make a rug small enough for your bathroom or big enough for your dining room.

Punch Needle Finishes



Cindy Amador

\$20.00

Friday February 2nd.....10:30am

Come learn to frame, create mats, or make a hanging pocket. This class will help finish your completed punch needle projects.

Vintage Quilting Bee Club



Vintage Quilting Bee

2024

Please join Susan & April of The Flying Geese Log Cabin in year seven of Vintage Quilting Bee. They have designed twelve small quilts exclusively for the 2024 club. Club members will be learning, sharing, and socializing together. No sewing machines required.

Susan & April Callaway

1st Tuesday each month 6:30pm

\$20.00 yearly plus monthly kits

Minky Quilts As You Go



Krickett Iorg **\$20.00**
Tuesday February 6th.....10:30am
Kits Available

This will be your most favorite quilt ever! Strip piecing and quilt as you go, so when you're done sewing you're done quilting too. The hardest part will be choosing the colors. Several different kits to choose from.

T Shirt Quilt



Ellen Carter **\$40.00**
2 Saturdays: Prep class February 10th & design March 9th.....10:30am

A T-Shirt quilt is the perfect way to preserve memories. This two-part class will guide you through stabilizing and fussy cutting your t-shirts to designing a pattern, custom fit to your individual t-shirt collection. Piecing experience required.

Blue Star & More



Ione VanWagenen **\$30.00**
2 Mondays: February 12th & February 19th.....10:30am
Kits Available
Pattern: Blue Star by Laundry Basket

Learn how to piece 60 degree triangles with accuracy to create this stunning quilt. We will learn accurate cutting using paper templates, spray adhesive and a standard ruler. Pinning techniques & working with bias edges will round out your knowledge to complete any future pattern using triangles. More? Still have an unfinished Laundry Basket pattern? Sign up for this class & we can apply the same knowledge to get your quilt finished.

Garden Snails



Elise Nokes **\$20.00**
Friday February 16th.....10:30am
Kits Available

Pattern: Garden Snails by Pen & Paper

This is the only time you want to put snails and flowers together! This quilt is a fun way to highlight prints on each shell. We will use piecing and sew and flip techniques. Because there is some small piecing, we suggest taking Beginning Rotary before this class.

Chromatic Beauty - Block Of The Month



This quilt features ombre fabrics from the Gelato collection by Maywood Studios. The rich, black background makes these ombre fabrics glow! Using ombre fabrics can be tricky, but this pattern includes monthly cutting diagrams.

Pat Bedont
3rd Friday each month 10:30am - 1:00pm
Pattern: Chromatic beauty by Bound To Be Quilting

FREE Class With Kit Purchase

Victory Garden - Block Of The Month



Pat Bedont

3rd Friday each month 10:30am - 1:00pm

Pattern: Victory Garden by Wing & A Prayer Designs

FREE Class With Kit Purchase

A collection inspired by French 1890s vintage fabrics from Timeless Treasures. A color palette of red, blue and cream gives the collection an Americana feel with a floral design. This quilt includes traditional piecing techniques to make a 108" square quilt.

Project Keeper



Wendy Fellows \$20.00
Saturday February 17th.....10:30am

Make a custom project keeper to stash your quilt blocks in until your quilt is ready to be completed. It has handles and Velcro strips to keep your blocks nice and secure for travel or storage. Finished size approximately 15 1/2" square.


Machine Applique



Sandra Mack \$20.00
Monday February 19th.....10:30am

Learn a new fast way to do machine applique. We will be practicing on hearts. This technique looks so good you can't tell that it hasn't been done by hand. *Practice kit purchase required at class \$7.00

Beginning Needle Turn Applique



Mollie Turner \$20.00
Friday February 23rd.....10:30am

Learn the beautiful art of back basted hand applique. This class will focus on needle turn applique techniques for smooth edges, sharp points and fray-free inside points using simple shapes, circles & stems. *Practice kit purchase required at class \$7.00


Foundation Paper Piecing Bunnies



Debra Williams \$20.00
Saturday February 24th.....10:30am

Take the mystery out of foundation paper piecing and you'll soon be hooked. This project is group of bunnies perfect for your Easter table.

Mystery Quilt



Sundee Peterson **\$40.00**

**Saturday February 24th or Saturday
March 30th.....10:30am - 4:30pm**

Are you ready for some fun? Join me for an all day adventure! We'll take you from clue to clue with minimum fuss and lots of fun along the way. At the end of the day you'll have new friends, lots of memories and a new quilt top. Lunch included

All Tied Up



Mary Baker **\$20.00**
Monday February 26th.....10:30am

Learn how to tie a quilt with seven different stitches. Techniques, yarns and different threads will be discussed. You'll make a sample of all the stitches to keep as a reference. Great for all skill levels.

Rope Sewing Bowls



Susanne Tanner **\$20.00**
Wednesday February 28th....10:30am

**Book: Zigzag Rope Sewing Projects
by Katherine Lile** **Kits Available**

Use common sewing tools & your home sewing machine to create these fun baskets, bowls & totes from specialty cotton rope.

Stomping Ground



Chris Dunn **\$20.00**
Thursday March 7th.....10:30am

**Pattern: Stomping Ground by
Wendy Shepard** **Kits Available**

Watch this parade of elephants. Use up your scraps or fat quarters to make this pieced herd of elephants.

Unicorn Garden



Liz Howell **\$20.00**
Wednesday March 13th.....10:30am

**Pattern: Unicorn Garden & Fairy
Sisters by Apple & Beavers**

***Intermediate skill level**

In this class we will focus on the "mane" sections of the quilt. While not complicated it is, in my opinion the most complex. It will help you feel comfortable with "flippy" corners, so you will feel confident putting the rest of the quilt together.

Borders & Bindings



Sandra Mack **\$20.00**
Monday March 18th.....10:30am

Learn the correct way to apply borders and bindings to avoid waves. Take the mystery out of scalloped and mitered borders. Learn how to finish your quilt with simple techniques to make straight and bias binding.

***Practice kit purchase required at class \$7.00**

Daydream Garden - Block Of The Month



Pat Bedont
3rd Friday each month 10:30am - 1:00pm

Daydream Garden starts with a classic print collection featuring roses, rosebuds, ferns, and beautiful textures in pink, burgundy, ivory, green and black. This beautiful quilt was custom-designed with a 24" center medallion surrounded by 2 rows of 8" blocks that create an illusion of square and diagonal "boxes". The 4-inch "ribbon block" border shows at the top edge of the 16-17" side drops on this generous 93" x 101" queen size quilt, and the plain and mitered outer borders perfectly frame the pieced quilt center making it "shine".

FREE Class With Kit Purchase

Honeycomb



Chris Dunn \$20.00
Tuesday March 19th.....10:30am

Pattern: Honeycomb by Coach House Designs

Who says bees don't work at night? See these pieced bees dance around this quilt, with fussy cutting using a 4 1/2" square.

Basic Machine Maintenance



Cary Williamson \$35.00
Tuesday April 23rd.....5:30 - 7:30pm

Regular sewing machine maintenance is something you can do yourself. Cleaning and oiling your machine will keep it in working order and ready when you need it. You should clean your machine regularly, but let's be honest - who does that? Cary will show you how to clean and maintain your machine for smooth sewing and to prevent unnecessary wear and tear.

Featherweight Maintenance



Cary Williamson \$35.00
Wednesday April 24th..5:30 - 7:30pm

Keep your fantastic little machine sewing for many years to come! Don't miss Cary's basic maintenance workshop. It will empower you to care for your own machine. Your machine must be in good working order for this class.

Carryall Cross Body Bag



Michelle Smith \$30.00
Saturday March 23rd.....10:30am

Pattern: Lexi Carryall Bag by Lazy Girl Designs

This crossbody bag with adjustable strap carries what you need to travel light. It has a easy zipper opening that reveals all your items organized in multiple pockets. It has a front zip pocket for quick access to secure storage and a convenient slip back pocket for your phone or device.

Piece Of My Heart




Debra Williams \$20.00

Saturday January 27th.....10:30am

Magazine: American Patchwork & Quilting February 2024

Perfect use for your favorite low volume white fabric, add some red fabric for the heart and you have the perfect quilt for someone special. Strip piecing makes this quilt easy.

Kaffe Jelly Roll



Carrie Nielsen \$20.00

Wednesday January 31st.....10:30am

Great class for beginners! Learn to make this easy quilt using only Jelly Rolls. No pre-cutting required! It works up fast and you could get most of your quilt top done in class.

Periwinkle Spring Garden Twist



Pat Bedont \$20.00

Friday March 1st.....10:30am

Pattern: Periwinkle Spring Garden Twist by In The Beginning

Get your twist on! Beautiful lattice style quilt highlights lovely In The Beginning digital prints. This traditional pattern is not only easy it is large enough for a bed.

Beginning Cross Stitch



Vicki Bogenschutz \$20.00

Tuesday March 5th.....10:30am

Choose any cross stitch pattern

Pick any cross stitch pattern and get help. In the first half of the class we will discuss Aida vs. Linen, 14 count vs 28 count, needle type/size, thread types and more. In the second half of class, work hands on with Vicki to get a good start on your project.

Garden Of Dreams




Pat Bedont \$20.00

Friday March 8th.....10:30am

Book: Garden Of Dreams 2 by Jason Yenter

This quilt is perfect for the confident beginner. This In The Beginning fabric is a bright colorful digital collection full of prints that are all things floral. Learn to use the Tri Recs ruler and easy half square triangles make up this 6 block quilt.

I Spy



Carrie Nielsen \$20.00

Wednesday March 27th.....10:30am

Make a one of a kind I Spy Quilt. Use our precut kit or choose your own collection. Carrie has designed a perfect pattern to use all your unique squares.