

Quilt Etc.


Summer Class Schedule



11 East Main Street Sandy, UT 84070 · 801-255-2666
www.quilt-etc.com · Monday through Saturday 10:00am - 5:00pm

May - August 2024

Beginning Rotary Cutting



Ellen Carter \$20.00
 Saturday May 11th.....10:30am

Struggling to make seams meet? Perhaps it's your rotary cutting. Get back to basics with a rotary cutting class and see if your piecing gets easier. This class is great for the beginner or established quilter. Let's see if we can make your quilting a lot more fun.

Beginning Punch Needle




Annette Page \$20.00
 Monday May 13th.....10:30am

Choose any punch needle pattern

Ever wanted to try punch needle? Grab a pattern of your choice from the shop and come have fun learning a new skill.

Magic Stack & Whack



Chris Dunn \$20.00
 Thursday May 16th.....10:30am

Kits Available

Book: Magic Stack N Whack by Bethany Reynolds

This technique is a great way to create unique blocks with a kaleidoscope design. Start with any large print and design a one of a kind quilt. After this class you will never look at fabric the same way again.

Intro Machine Quilting



Cory Weir \$20.00
 Friday May 17th.....2:30pm

Learn the art of machine quilting by practicing basic techniques on your home sewing machine. We will free-motion stitch a variety of patterns. We will also discuss quilt layering and basting, and walking foot methods. Please know how to install your free motion foot on your machine before class. *Practice kit purchase required at class \$10.00

A Place For Everything Bag



Michelle Smith \$50.00
 3 Part Class: Saturday May 18th, June 8th & June 29th.....10:30am - 4:30pm

Pattern: A Place For Everything Bag 2.0 by Patterns By Annie Kits Available

Organize, store & carry it all, as you design the layout and pockets for your personal organized bag. It has an adjustable and detachable strap that will make it accessible for at home or on the go. It provides visibility and easy access with removable pages for all your tools, supplies and projects.



Ensuring that there is A Place For Everything... and that everything is in its place.


Primrose Garden



Katie Solberg's love for wool applique is evident in this beautiful BOM. The 12-month program begins with the center block, where the basics of applique are covered. If you are new to wool applique you can access video tutorials by Katie Solberg and Karen Yaffe on Facebook and YouTube for valuable tips and techniques. These tips help to assure success throughout this quilt. Approximately 87" x 87"

Free monthly sewing help with Primrose Garden kit purchase Kit & Pattern Available
3rd Friday each month 10:30am - 1:00pm
Pattern: Primrose Garden by Pieciful Gathering Quilt Shop

Open Sew



Pat Bedont \$20.00 each month
Saturday May 18, June 15, July 20,
August 17.....10:30am - 4:00pm

This is your chance if you need help with a kit purchased at Quilt Etc. Come for a few hours or sew all day. Get personal one on one help for any present or past kit. Lunch included.

Borders & Bindings



Sandra Mack \$20.00
Monday May 20th.....10:30am

Learn the correct way to apply borders and bindings to avoid waves. Take the mystery out of scalloped and mitered borders. Learn how to finish your quilt with simple techniques to make straight and bias binding.

*Practice kit purchase required at class \$7.00

Little Cotton Rabbits Knit Along



Pauline Davenport \$10 each class
3rd Monday each month.....10:30am

Set aside time to knit your rabbits and get individual help from Pauline. Have fun in class.
*Requires a three month commitment.

Rope Bowls



Susanne Tanner \$20.00
Wednesday May 22nd.....1:30pm

Book: Zigzag Rope Sewing Projects
by Katherine Lile Kits Available

Use common sewing tools & your home sewing machine to create these fun baskets, bowls & totes from specialty cotton rope.

Beginning Piecing



Pat Bedont **\$90.00**
 Six Thursdays: May 23rd, May 30th, June 6th, June 13th, June 20th & June 27th
 10:30am - 1:00pm

This 6-week class will take you from the very basics to a finished 54" square sampler quilt. Learn 16 different blocks, using different piecing techniques each week. This class is for beginners, however the beginning rotary class is required. Requires weekly homework.

Mystery Quilt



Sundee Peterson **\$40.00**
 Saturday May 25th or Saturday
 June 1st.....10:30am - 4:30pm

Are you ready for some fun? Join me for an all day adventure! We'll take you from clue to clue with minimum fuss and lots of fun along the way. At the end of the day you'll have new friends, lots of memories and a new quilt top. Lunch included

Project Keeper



Wendy Fellows **\$20.00**
 Saturday May 25th.....10:30am

Make a custom project keeper to stash your quilt blocks in until your quilt is ready to be completed. It has handles and Velcro strips to keep your blocks nice and secure for travel or storage. Finished size approximately 15 1/2" square.

Foundation Paper Piecing Stars



Debra Williams **\$20.00**
 Saturday July 1st.....10:30am

Learn the basics and take the mystery out of foundation paper piecing. End up with a patriotic star project.

Carnival Flower



Josephine Keasler
\$140.00

7 Part Class:
 Tuesday May 28th,
 June 25th, June 30th,
 August 27th,
 September 24th,
 October 29th,
 November 26th
 5:30pm - 8:00pm

Pattern: Carnival Flower by Quiltworx

Judy Niemeyer quilt featuring Tula Pink Fabrics

Kits Available

Approximately 99" x 99"

Piecemaker Sampler



Designed by Pam Buda, this 86" x 95" sampler style quilt showcases a rich color palette. The blocks shine like jewels against the blue background. You will receive the step by step simple pattern and fabrics necessary to complete the quilt top, including border and binding. 108" backing fabric is sold separately.

Kit & Pattern Available

Free monthly sewing help with Piecemaker Sampler kit purchase

3rd Friday each month 10:30am - 1:00pm

Pattern: Primrose Garden by Pieceful Gathering Quilt Shop

Social Sharks



Kimberly Zabriskie \$20.00
Saturday June 8th.....10:30am

Pattern: Social Sharks by Elizabeth Hartman Kits Available

Don't let the shark teeth scare you! We'll master them first. The rest is flip and sew corners. It is a ton of fun to make your own shiver of sharks.

Pineberry



Kimberly Zabriskie \$20.00
Friday June 14th.....10:30am

Pattern: Pineberry by Pen + Paper Patterns Kits Available

Nothing says warm weather like juicy fruit. Pineberry is made of two alternating blocks. You'll learn some strip piecing and flippy corners. Bring spring and summer into your home with this cheerful quilt.

On The Road



Carrie Nielsen \$20.00
Wednesday June 19th.....10:30am

Pattern: On The Road by Satomi Quilts Kits Available

Simply Serene



Brenda Atkinson \$20.00
Monday June 24th.....10:30am

Pattern: Simply Serene by Pleasant Valley Creations Kits Available

Have you ever thought it would be fun to help a grandchild make a quilt? Consider this one. There is one piecing technique involved and we will master it. We will learn how to make half square triangles - eight at a time.

T Shirt Quilt



Ellen Carter \$40.00
2 Part Class: Prep class Saturday July 13th & design class Saturday August 10th10:30am

A T-Shirt quilt is the perfect way to preserve memories. This two-part class will guide you through stabilizing and fussy cutting your t-shirts to designing a pattern, custom fit to your individual t-shirt collection. Piecing experience required.

Electrolite Quilt



Sandra Mack \$20.00
Monday July 15th.....10:30am

Pattern: Electrolite by Thimbles + Needles

Black and white polka dots with scrappy low volume fabric for background. Tilda, Civil War and Ruby Coverlett fabrics form a fun secondary block that is yummy. So different for me, but a fun way to play with fabrics. A starter kit of Ruby Coverlett will be available and then go ahead and use your stash. You will be amazed how fabulous fabrics play together.

Greenhouse



Brenda Atkinson \$20.00
Monday July 22nd.....10:30am

Pattern: Greenhouse by Elizabeth Hartman Kits Available

It won't be long before it is time to get out in the yard or greenhouse to start plants and get them in the ground. But wait, before you do that, join me in making this Greenhouse Quilt. It is made with a variety of green fabric with a soft background and all of the plants are succulents. This is not a beginner quilt but with time and focus most quilters can complete it. Let's get growing!

Ironing Tray Table



Debra Williams \$20.00
Saturday July 27th.....10:30am

Pattern: Portable Creation Station by Pine Mountain Designs

Make taking quilt classes easier with your own portable ironing stand. Choose a favorite fabric and in a couple hours you will have your own portable ironing stand with a handy caddy. Great for traveling, classes and an additional ironing surface.

Machine Applique



Sandra Mack \$20.00
Monday August 5th.....10:30am

Learn a new fast way to do machine applique. We will be practicing on hearts. This technique looks so good you can't tell that it hasn't been done by hand. *Practice kit purchase required at class \$7.00

Story Time



Ellen Carter \$20.00
Thursday August 15th.....10:30am

Soft fabric books are fun gifts for your baby or toddler. They are great for travel or church to keep little hands occupied. Simple books can be completed in class, but interactive books will require extra time.

Blue Smoke



Bold Wilmington batik prints in blues and grays are featured in Blue Smoke. The unusual center features large custom blocks, and pieced setting triangles. The outer pieced border has different blocks set into diamond-on-a-square blocks. While this is a stunning pattern, none of the piecing is difficult. The result is a fabulous and richly colored 95" x 105" heirloom quilt. The size of the blocks and piecing means that quilters with moderate experience and even confident beginners will find this project achievable.

Kit & Pattern Available

Free monthly sewing help with Blue Smoke kit purchase

3rd Friday each month 10:30am - 1:00pm

Pattern: Blue Smoke by Wilmington Prints

Zygo Cactus



Pat Bedont

\$20.00

Thursday August 15th.....10:30am

Pattern: Zygo Cactus by Quilt Etc.

After 35 years I thought it would be fun to go back to the beginning and teach the first class we offered at Quilt Etc. Easy strip piecing with solid fabrics, these unusual cactus flowers are set on point. Still a beautiful quilt after all these years.

Basic Machine Maintenance



Cary Williamson

\$35.00

TBA.....5:30pm

Regular sewing machine maintenance is something you can do yourself. Cleaning and oiling your machine will keep it in working order and ready when you need it. You should clean your machine regularly, but let's be honest - who does that? Cary will show you how to clean and maintain your machine for smooth sewing and to prevent unnecessary wear and tear.

Featherweight Maintenance



Cary Williamson

\$35.00

TBA.....5:30pm

Keep your fantastic little machine sewing for many years to come! Don't miss Cary's basic maintenance workshop. It will empower you to care for your own machine. Your machine must be in good working order for this class.

All Tied Up



Mary Baker

\$20.00

Friday May 24th.....10:30am

Learn how to tie a quilt with seven different stitches. Techniques, yarns and different threads will be discussed. You'll make a sample of all the stitches to keep as a reference. Great for all skill levels.