

Stained Glass Table Runner With a Twist

Supply List

April 13th & 27th

Instructor: Shyla

- Sewing Machine
- Neutral color cotton thread
- Monofilament thread or Smoke Monofilament depending on color of quick bias used.
- ¼ yard of 4 different fabrics for braid (I used two reds, a green and Christmas print)
- 1 ¾ yard for background and backing
- Fusible Quick Bias – Available in Silver, Gold and Black
- Double fold Bias binding – 2 packages
- Batting – 2/3 yard
- QS Appli-Stick Sheets 8.5 x 11 **
- Regular sewing supplies – scissors, pins, etc.
- Open toe foot
- Regular foot
- Quilting needles 75 or 90

Pattern can be purchased at Above & Beyond.

**Please print 10 sheets of provided template on Appli-Stick. This will save time tracing. If choosing to use Heat N Bond, please trace appropriate amounts of each template and have ready for class.

Stained Glass Table Runner With A Twist Cheat Sheet

Fabric A

Template 2 – 5

Template 3 – 3

Fabric B

Template 2 – 5

Template 3 – 2

Template 1 – 2

Fabric C

Template 2 – 5

Template 3 – 3

Fabric D

Template 2 – 5

Template 3 – 2

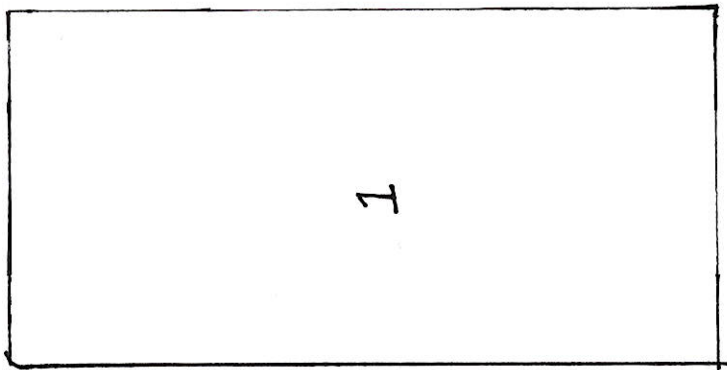

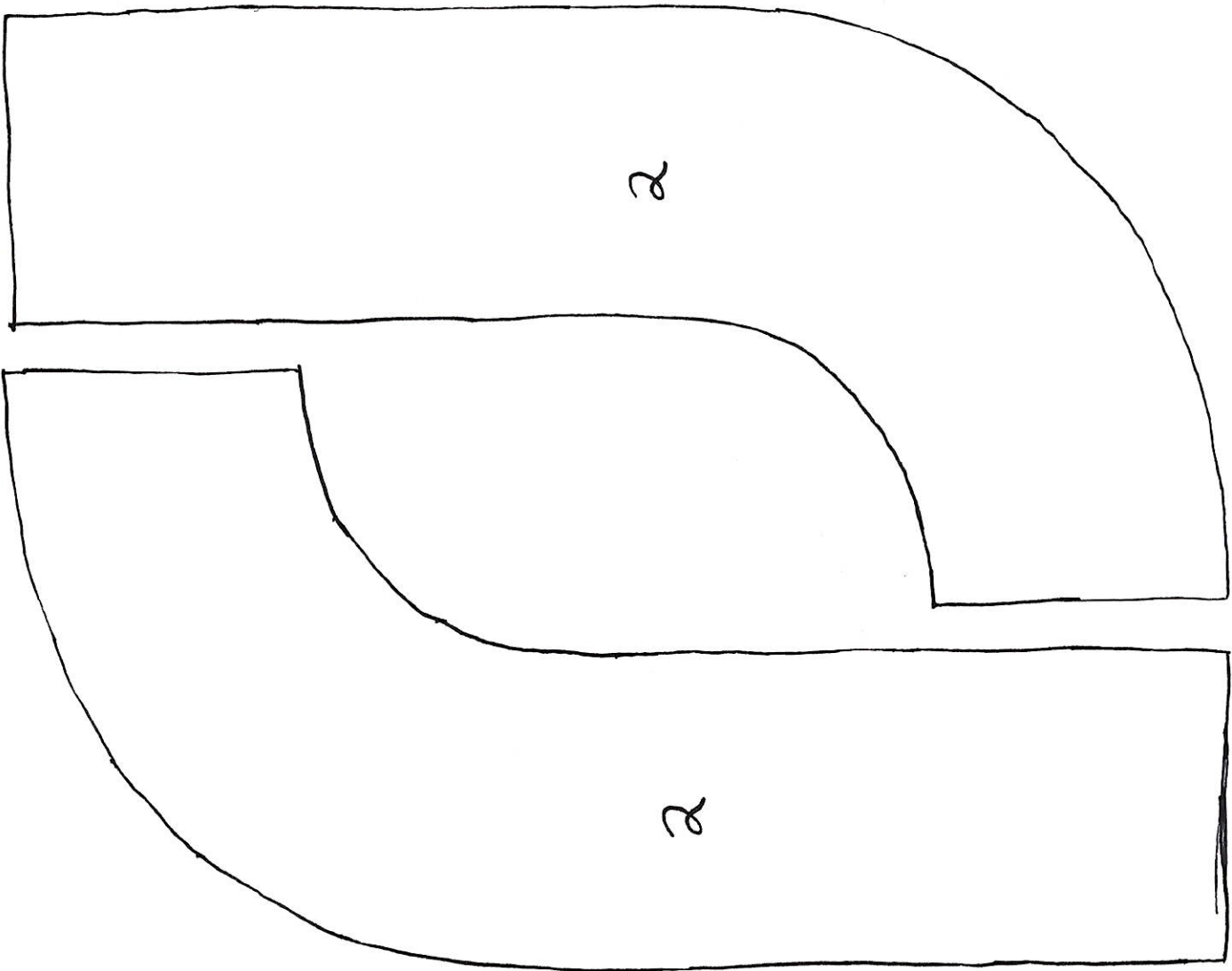
Template 1 – 2

Applique Wonder

Template 1 – 4

Template 2 – 20

Template 3 – 10



Please print
10 pages on
Applique Wonder.