
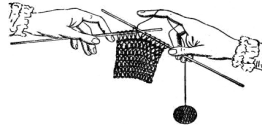


# STUDIO CLASSES & EVENTS



## MARCH-APRIL

### KNITTING CLASSES



#### BEGINNER LEVEL

**LEARN TO KNIT:** If you have never knitted before then this class is for you. Learn the basics; how to cast on, the knit and purl stitch and how to cast off. **DATE/TIME:** Saturdays, March 14 & 21, 1:30-3:30 pm OR Thursdays, April 16 & 23, 5:30-7:30 pm. **FEE:** \$35 + Supplies. *Instructor: Joan Daniels*

**CRASH COURSE IN KNITTING:** This fast-paced class is better suited to those who are re-acquainting themselves with the craft of knitting. In two hours you will review casting on, the knit stitch and binding off. **DATES/TIMES:** Classes are available every Friday, 11 am-1 pm. **FEE:** \$30 + Supplies. *Instructor: Lynn Haffner*

#### CONCIERGE CLASSES-ALL LEVELS

**PROJECT MONDAY:** This is a great class for those who like to try out new projects but prefer to have an experienced knitter on hand to help you through those really tough spots. Bring your own project, pattern, yarn and supplies. **DATES/TIME:** Mondays, March 9, 16, 23 & 30 and April 13 & 20. All classes are 11 am-1 pm. **FEE:** \$50. *Instructor: Kim Dominic*

**TAKE-IT-ON TUESDAY:** It is time to get out those troublesome projects at the bottom of your bag and get them finished! Wherever you were stuck, there will be an experienced knitter on hand who can help you take it on. **DATES/TIME:** Tuesdays, March 3, 17 & 24 and April 7, 14 & 28. All class are 2-4 pm. **FEE:** \$50 + Supplies. *Instructor: Donna Markey.*

#### ADVANCED BEGINNER LEVEL

**OOPS! FIXING KNITTING MISTAKES:** Become a more confident knitter by learning to read your knitting. Learn how to fix these common mistakes: dropped stitch, twisted stitch, added stitch, holes in knitting and how to change a knit to a purl and vice versa. Learn tips for using a lifeline, ripping out rows and unknitting (tinking) stitches. **DATES/TIME:** Sunday, March 15, 1-3 pm OR Tuesday, April 28, 6-8 pm. **FEE:** \$30 + Supplies. *Instructor: Carol Eddington*

**STREAMERS PETAL WRAP:** Be the first in town to knit this shawl which debuted on the runway at the recent Studio Retreat. It is so new, it is not yet in Ravelry. Let one skein of yarn work its magic in the pattern specifically designed for Streamers yarn. In this class you will learn lots about short-rows while creating the perfect spring/summer shawl. The cotton yarn is dyed to work so there is no changing color. **DATES/TIME:** Sundays, March 15 & 22, 1-2:30 pm. **FEE:** \$35 + Supplies. *Instructor: Cindy Craig*

**FISH LIPS KISS SOCKS...JUST THE HEEL:** If you're a sock knitter, you know that heels are where it's at! Whether you like toe-up or top-down, magic loop or DPNs, the Fish Lips Kiss heel can work for you. FLK is an alternative to wrap & turn and German short rows. This class will focus on the heel only. It can be used with top-down or toe-up sock, has no wraps, no gaps, no math, no flaps or gussets, no picking up stitches, no counting. It makes a really pretty heel and is easy to do. **DATE/TIME:** Saturday, April 11, 1-3 pm. **FEE:** \$30. *Instructor: Monta Morris*

**BUNNY HAT WITH CHIN TIES:** Springtime is still too chilly for babies' heads to be uncovered. Make a cute bunny hat with chin ties to keep them warm and cute! You will learn knitting in the round, increases and decreases and using double-pointed needles. It will be a hit on the Easter Parade. **DATE/TIME:** Saturday, April 4, 1-3 pm. **FEE:** \$30 + Supplies. *Instructor: Jessica Kerrigan*

#### MORE ADVANCED BEGINNER CLASSES

**LORIENT: A BIG CABLE COWL:** This cowl makes a dramatic cable statement. Knit in bulky weight yarn it is super warm. You will learn the provisional cast on, cabling without a needle and the 3 needle bind off. **DATES/TIME:** Sundays, March 8 & 22, 12:30-2 pm. **FEE:** \$35 + Supplies. *Instructor: Jill Raymer*

**BUILDING BLOCKS OF SKILL:** If you have learned the basics of knitting (casting on, binding off) and want to steadily improve your skills then come join the Building Blocks of Skill series of classes. This is one of Michelle Hunter's most popular Building Block series. It is designed to move you from a beginner to an intermediate level knitter. Each class will focus on a different skill that every knitter should have in their repertoire. Attend every class and you will have 12 squares that you can stitch together into a beautiful afghan. Or you can use the squares to make lapghans, throws, baby blankets or decorative throw pillows. **DATES/TIME:** All class sessions are on Tuesdays, 6:30-8:30 pm. March 24—Knit/Purl, March 31—Reading Charts, April 7—Yarn Overs and Bobbles, April 14—Simple Decreases, April 21—Cables, April 28—Right Twists. Additional classes in May and June are: May 5—Mock Cables, May 12—Slip Stitches, May 19—Left Twist, May 26—SSKs, June 2—Make One, June 9—Advanced Decreases and June 16—Seaming/Finishing. **FEE:** \$90 + Supplies. *Instructor: Lynn Haffner*

#### INTERMEDIATE CLASSES

**LEARN TO KNIT SOCKS:** If you have never knitted socks before, then this class is for you. You will learn all the skills necessary to make a great pair of socks from the cuff down using double pointed needles; including stretchy cast-on, ribbing, turning the heel, gussets and closing the toe. And when you are done, you will have opened a whole new world of sock knitting! **DATES/TIME:** Wednesdays, March 4, 11 & 18, 6-8 pm OR Wednesdays, April 8, 15 & 22, 6-8 pm. **FEE:** \$40 + Supplies. *Instructor: Lynn Haffner*

**ZWEIG:** This is truly a sweater you can wear almost year-round. Zweig is a fingering weight yoke sweater worked from the top down featuring lace, colorwork and texture on the body. Unusual lace at yoke is pretty and makes the sweater fit well. Lace, colorwork and body texture ensure you're never bored. Plus there are so many color options - be sure to look through the thousands of projects for this sweater on Ravelry for inspiration. **DATES/TIME:** Saturday, March 21 and April 4 & 25, Noon-3 pm. **FEE:** \$45 + Supplies. *Instructor: Monta Morris*

**FRIEZE SHAWL:** This shawl is an elongated, asymmetrical triangular design with a graceful curved top edge. Although it looks complicated, it is an easy and fun stitch pattern created by using the mosaic technique: slipped stitches using only one color at a time and just one little additional trick. The project begins with just a few stitches and works its way across to the other edge where it is finished with an I-cord bind off. It can be made with fingering, DK and worsted weight yarn. **DATE/TIME:** Monday, March 30, 6-8 pm. **FEE:** \$30 + Supplies. *Instructor: Carol Eddington*

**STAINED GLASS BRIOCHE SHAWL/SHAWLETTE:** Fewer calories than Brioche Bread and longer lasting satisfaction - it's the Stained Glass Brioche Shawl or Shawlette. Don't let Brioche stitch scare you off. Cindy will help you master this rhythmic stitch so you can practically do it in your sleep. Look for the beautiful samples in the shop knit by Nancy McDonnell. **DATES/TIME:** Fridays, April 17 & 24, 5-6:30 pm. **FEE:** \$35 + Supplies. *Instructor: Cindy Craig*

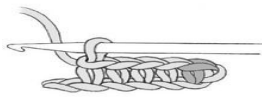


# STUDIO CLASSES & EVENTS



## MARCH-APRIL

### CROCHET CLASSES



#### BEGINNER LEVEL

**LEARN TO CROCHET:** If you have never crocheted before, this class is for you. Learn all the basic crochet stitches: chain, slip stitch, single crochet, half double crochet and double crochet. Leave the first session with two simple flowers, worked in the round, that you can attach to your hair, a hat or whatever. In the second session learn to read patterns and start a sampler scarf. **DATES/TIME:** Fridays, March 13 & 20, 5:30-7:30 pm **OR** Thursdays, April 9 & 16, 5:30-7:30 pm. **FEE:** \$35 + Supplies. *Instructor: Nirmal Kaur Khalsa*

**CRASH COURSE IN CROCHET:** If you have crocheted before and would like to re-acquaint yourself with this craft then this fast-paced class is for you. We will review foundation and turning chains and single, half double and double crochet stitches. We will de-mystify those strange abbreviations on patterns. You will start a dish cloth pattern in class. **DATE/TIME:** Sunday, March 29, 1-3 pm **OR** Sunday, April 19, 1-3 pm. **FEE:** \$30 + Supplies. *Instructor: Deb Connor*

#### ADVANCED BEGINNER CLASSES

**Basics of Creating a Crochet Hat:** With just a few basic bits of knowledge, you can crochet a hat any time, any place without a pattern. These principles apply to sc, hdc and dc hats and to rounded or flat tops. Pick a yarn, pick a stitch, learn simple increasing, and you're all set. **DATE/TIME:** Saturday, March 21, 2-4 pm. **FEE:** \$30 + Supplies. *Instructor: Nirmal Kaur Khalsa*

### NEEDLEPOINT CLASSES



#### BEGINNER LEVEL

**LEARN TO NEEDLEPOINT:** Begin your journey into the needlepoint world. Purchase an easy hand-painted canvas from the many needlepoint designs at the Studio or make a bookmark on a Studio-prepared canvas. You will learn the basket weave stitch and other useful needlepoint tips and techniques. Leave class with the skills you need to tackle your next NP project. **PLEASE NOTE:** The canvas you select must be 13 count mesh. Studio staff can help you in your selection of canvas and thread. **DATES/TIME:** All weekday classes are on Wednesdays from 1-3 pm. Evening classes are on Wednesday, March 25, 5:30-7:30 pm **OR** Wednesday, April 29, 5:30-7:30 pm. Please preregister so the instructor can prepare your class supplies. **FEE:** \$30 + Supplies. *Instructor: Lynn Haffner.*

#### HOW TO PICK YOUR CLASSES

**BEGINNER LEVEL:** No previous experience in the craft or limited experience in the past.

**ADVANCED BEGINNER LEVEL:** Knows basic stitches most commonly used in craft and can combine them in different ways.

**INTERMEDIATE LEVEL:** Knows above, plus how to increase and decrease and read and follow patterns in instructions.

**ADVANCED LEVEL:** Knows skills above plus read charts and adapt patterns to fit.

**NOTE:** Please come prepared to start your class(es) at the scheduled time. Purchase or download patterns, purchase your yarn and needles and complete homework before the scheduled class time. If you have registered for your class online, stop by or call the Studio or check online for supplies and homework. Please bring all usual notions for your craft.

### AROUND THE STUDIO

#### STUDIO YARN TRUNK SHOWS

##### MARCH 6-7: BIGFOOTFIBERS

We welcome back to the Studio BigFootFibers, a small batch indie dyer specializing in luxury yarns such as merino, silk, yak and baby alpaca. Sheila is a member of the Ottawa tribe, making BigFootFibers the only dye shop in the nation owned and operated by a Native American woman. Come to the open house Friday, March 6, 4-6 pm. Meet Sheila and get first pick of her scrumptious yarns. Come buy more yarn on Saturday, March 7, 10 am-5 pm. Sock knitters, you will love her sock minis, sets of coordinated small skeins perfect for knitting stripy socks.

##### OPENS APRIL 10: T&H FIBERWORKS

T&H Fiber Works is visiting the Studio for the first time. Dyer Heather Hertziger, who is from Elgin, IL, tells us that she loves hand-dyeing and painting because "It is messy and the best art is messy during the creation process." Heather works with silk, merino, linen, baby alpaca, cashmere and cotton in all yarn weights. She also sells roving.

Come to the open house on Friday, April 3 from 4-6 pm. This trunk show will be hanging around for awhile but you will want to shop early for the best selection.

#### CONGRATS TO THE STUDIO CHARITY PROJECT GROUP!

Here is something else to cheer about on Super Bowl Sunday. The steadfast members of the Studio Charity Project Group wrapped up 2019 with a **total of 877** hand-knitted or crochet items donated to more than 10 charities across Kansas City. Recipients include hospices, organizations that serve survivors of domestic abuse or patients dealing with cancer or heart disease, community-based organizations like Operation Breakthrough which supports working poor families in the city's central core and many, many more who are in need.

The group, led by volunteer Nancy McDonnell, meets the first Sunday of every month from 1-2:30 pm at the Studio. Some customers come by to pick up yarn or drop off donated yarn; others stay to stitch and visit. Want to know more? Contact Nancy at [knitseverywhere@gmail.com](mailto:knitseverywhere@gmail.com) or visit the group's discussion thread under the Friends of the Studio Knitting & Needlepoint Group in Ravelry. So hurray for these ceaseless stitchers! Putting our craft to work for worthy causes just feels so good!

#### IT IS SOON TO BE SPRING!

Spring officially arrives here in the Midwest on the vernal equinox at 10:50 pm March 19. Daylight Saving Time, when we SPRING forward, begins at 2 am on Sunday, March 8. Why are we telling you this? Because it means that winter is no longer coming, it is on its way out the door. So it is time for you to make your way out your door and spring on down to the Studio. Stitching is so much more fun when it is communal. And there are many communities of stitchers at the Studio for you to join. Read on: **Sit & Stitch**—Every Tuesday starting at 8:30 am and ending when the last person goes out the door. **FREE** though participants often bring snacks to share.

**Needlepoint Niche**—Every Wednesday from 1-3 pm. All levels welcome. This is a great place to learn while you go and increase your skill level in this craft. **FREE**

**Knit Night**—For both knitters and crocheters. Second and fourth Monday of each month from 6-8:30 pm. Expert help provided by Studio instructor Monta Morris. Adult beverages welcome. Door prize drawings. **\$10.**

**Studio Charity Project Group**—First Sunday of each month from 1-2:30 pm. Yarn provided and ideas shared. (See article above.) **FREE.**