



2024 Temperature Quilt Info

Are you ready to sew your own Temperature Quilt for 2024?

If this is your first temperature quilt, we have helpful resources and a private Facebook group to keep you inspired.

Here's how it works: Each day, make a two-color block that represents the high and low temperature for that day. (In our sample, Mindy's blocks are 4.5" half-square triangles she made for 2022 temperatures.) She arranged them in a calendar-style layout. However, you might want a different style. Check Instagram's #temperaturequilt for inspiration.

This year's temperature chart includes 22 temperature ranges and coordinating colors. Follow our chart or choose your own ranges and colors. If your climate differs from ours, you might adjust your range. View historical ranges at <https://www.wunderground.com/history> to get a better idea. The last few pages show our chart and give you your own chart to customize.

Quilting Mayhem offers a Starter Bundle of fabric as a separate purchase. It's a great beginning bundle of half-yard cuts that you will add to as you see the temperatures over the course of 2024. If you choose the calendar-style layout, you will need filler fabric for the months with fewer days so that your columns and rows are all even. And don't forget about sashing!

The calendar-style layout finishes at approximately 105" x 120" depending on your sashing. This quilt is completely customizable, not only with its layout but with the fabric choices as well. For example, you may choose to include fabrics representing birthdays, anniversaries, rain, or snow.

Be sure to join the private Facebook group. It already has inspirational posts and information for you from previous years. Encourage friends to join for additional accountability to help you stay on track!

To join this Facebook group, send us an email at info@quiltingmayhem.com and use the subject line, "2024 Temperature Quilt" for an invite. We can't wait to see you start!

[illegible]




Temperature Quilt 2024

#qmtemperaturequiltalong #temperaturequilt
#itsgettinghotinhere #tocoolnotto
#embracehemayhem #mayhemmakers


17 and Below

Kona Snow




18-21

Kona Storm



22-25

Kona Tulip




26-29

Kona Orchid Ice




30-33

Kona Emerald



34-37

Artisan Turquoise/Jade



38-41

Kona Candy Green




42-45

Artisan Dk Green/Lt Green



46-49

Kona Grasshopper



50-53

Artisan Yellow/Turquoise



54-57

Artisan Lt Green/Chartreuse



58-61

Essex Curry



62-65

Kona Corn Yellow



66-69

Kona Sangria



70-73

Kona Honeysuckle



74-77

Kaleidoscope Tomato



78-81

Kona Orangeade




82-85

Artisan Lt Orange/Coral



86-89

Artisan Dk Coral/White




90-93

Essex Peach




94-97

Essex Taupe



98+

Kona Midnight





Temperature Quilt 2024

#qmtemperaturequiltalong #temperaturequilt
#itsgettinghotinhere #tocoolnotto
#embracehemayhem #mayhemmakers

17 and Below	58-61
18-21	62-65
22-25	66-69
26-29	70-73
30-33	74-77
34-37	78-81
38-41	82-85
42-45	86-89
46-49	90-93
50-53	94-97
54-57	98+