

CLASS & EVENT SCHEDULE

WINTER 2026



(989) 879-1900 ~ 624 West Fifth Street, Pinconning, MI 48650

Order Online at bittersweetquiltshop.com

In-Store Specials:

January:

10% off Extra Wide Backing &
All Types of Thread!

February:

10% off Interfacing & Stabilities
(Ex: Soft & Stable, Fusible Fleece, & Shape Flex)



Brown Bag Mystery

Bags go on sale Friday, January 30th!



BROWN BAG MYSTERY 2026

HOW IT WORKS:

1. Buy a bag from a participating shop.
2. Join the private group on Facebook.
3. Make the Bonus Project to learn new things.
4. Receive your clues in your mailbox.
5. Watch the video instructions for tips and tricks.
6. Share photos of your fabrics and your progress.
7. Enjoy seeing hundreds of finished quilts!
8. Take your time, video instructions are available until 2027.

Wool Workers

Dates:

Jan. 20th, Feb. 24th, March, 17th, April 21st, May 19th,
June 16th, July 21st, Aug. 18th, Sept. 15th, Oct. 20th,
Nov. 17th, & Dec. 15th

One-Year Class, Always on a Tuesday!

Time: 10:30am – 2:30pm

Fee: \$120

Instructor: TJ

Skill level: Beginner – Advanced

This wool applique class is for all skill levels. This group will meet once a month and is divided up into groups according to your experience. TJ is our instructor and will help beginners with basic knowledge. For our advanced members, she will teach more difficult stitches.


Please bring with you:

Wool project, thread, chenille needles, small applique scissors, paper scissors, Steam A Seam II Lite. If you need any of these supplies, please come early and we can help you find a project according to your skill level. TJ will reference other supplies and books along the way.





Sew with Me



Dates: 3rd Wednesday each month

Jan. 21st, Feb. 18th, March 18th, April 15th, May 20th, June 17th, July 15th, Aug. 19th, Sept. 16th, Oct. 21st, Nov. 18th, & Dec. 16th

Fee: \$120 for one year

*Instructors change each month from Tina Bauer–Owner,
Sharon Franks and Bernadette Osika*

Join some of our experienced instructors and sew along with them for the day. Bring your own project, and if you need guidance or suggestions they will be here to help. Looking for a great group of people to sew with? This may be the group for you! Bring a friend or two, and enjoy a day of sewing. We meet once a month and you'll bring your sewing supplies with you.

Projects to bring: quilt top, wool applique, bag making, ect.

Don't forget to bring you lunch with you, or order out.



Now Showing Quilt Class

Now Showing Quilt by Karen Montgomery


Date: Jan 27th

Time: 10:30am – 3:30pm

Fee: \$20

Instructor: Sharon Franks

Size: 66" x 76"



What You'll Need:

- 1 $\frac{3}{4}$ yards of main fabric in center
- 1 yard accent fabric (white)
- 1 $\frac{1}{2}$ yard of background (dark grey)
- $\frac{1}{2}$ yard of binding (52"x 62")
- 2 yards for optional outer border, includes binding for 66" x 76" size
- 3 $\frac{1}{2}$ yards backing for smaller quilt
- 4 $\frac{3}{4}$ yards backing for larger quilt
- Creative grids crazier eight template set (CGRMT7)
- Basic sewing supplies including a rotary cutter, ruler, thread, pins, etc.

Paper Doll Class

The Original Blanket with Outfits that Change!

Dates: Feb. 2nd, Feb. 16th,
& March 2nd

Time: 10:30–2:30

Fee: \$60 for all 3 classes

Instructor: Sharon Franks

Size: 34.5" x 40.5"



What You'll Need:

- Blanket pattern (outfits sold separately)
- 1 ½ yards fabric for background
- 1 ¼ yards for border
- ¾ yard for body fabric
- ¼ yard for hair
- Sewing thread to match
- We will discuss other supplies needed during the first class.

Class #1 Make Quilt

Class #2 Make Applique Doll

Class #3 Make Clothing

Large Zuri Bag Class

Dates: Feb. 25th & 26th

Time: 10:30–3:30

Fee: \$40

Instructor: Sharon Franks



What You'll Need:

- ½ yard main fabric
- ½ yard lining fabric
- 1 ⅞ yard (bindings, inside pocket, + handles)
OR ⅔ yard (if using decorative webbing for carrying strap + handles)
- 18" x 42" soft & stable or batting
- ¾ yard fusible interfacing (SF101 shape-flex or similar)
- (1) 11" zipper (nylon coil handbag zipper)



- 4 yards for 1 1/2" handle webbing (polypro strapping OR decorative)
- Purse hardware:
 - (2) 1 1/2" triangle-rings
 - (2) 1 1/2" swivel hooks
 - (1) 1 1/2" strap adjuster
- Prior to class, have your fabric pre-quilted

15th Anniversary Event

March 5th – 7th

We are Celebrating 15 Years of Bittersweet Quilt Shop!

Save the Date

because this is
going to be a
BIG EVENT!

More details to
come in the
coming months!



Celebrate America Beginner Class

The Celebrate Table Runner

Dates: March 9th, 16th, & 30th

Time: 10:30–2:30 or 5:30–8:30

Fee: \$60

Instructor: Tina Bauer

Size: 45" x 18"

This beginner-friendly, festive table runner is perfect for celebrating America's 250th anniversary this year!



What You'll Need:

- ⅓ yard white print
- 1 yard blue print
- ½ yard red print
- ½ yard white solid
- 1 ½ yards backing
- 26" x 51" batting .

Basic sewing supplies needed:

Rotary cutter, sewing machine, coordinating thread, scissors, fabric marking pen, 6 1/2" x 24 ½ " ruler,

Kits will be available to purchase in the Americana Collection at the end of January.

If you want one, please let us know at registration.

Elemental Coat Class

A beginner-friendly modular quilt coat pattern designed for repurposed quilts or modern textiles.

Date: March 12th


Time: 9:30am – 4:30pm

Fee: \$20

Instructor: Sharon Franks &
Tina Bauer

What You'll Need:

- 3 yards of exterior fabric
- 3 yards of lining fabric
- ½ yard for binding
- Your exterior, batting, and lining need to be quilted together prior to class.
- 3 yards of Pattern Eze.
- Black Sharpie
- Elemental Coat Pattern (\$24.99)



General Class Information:

Most classes have homework that will need to be done before class. Please make sure that it is finished before class. Homework can not be done in class as the instructor will not have time to help with homework. It also takes away time from other students getting their projects finished in class. Please bring basic sewing supplies to class and your machine. Basics include: machine, thread, rotary cutter, seam ripper, scissors, and ruler. Cutting mats, irons, and ironing boards are available in the classroom. Feel free to bring snacks or a lunch, we do have a microwave and refrigerator available. Class fees are due at the time of registration, and are nonrefundable. If we need to cancel a class due to weather or sickness we will refund fees. If you are in need of assistance bringing your machine into the classroom please let us know upon arrival and we will gladly help.

*Want more information about events, new arrivals
in the shop, video demos, and special offers?
Follow us on Facebook & Instagram!*

Follow us:

Facebook: @Bittersweetquiltshop

Instagram: @Bittersweetquiltshop