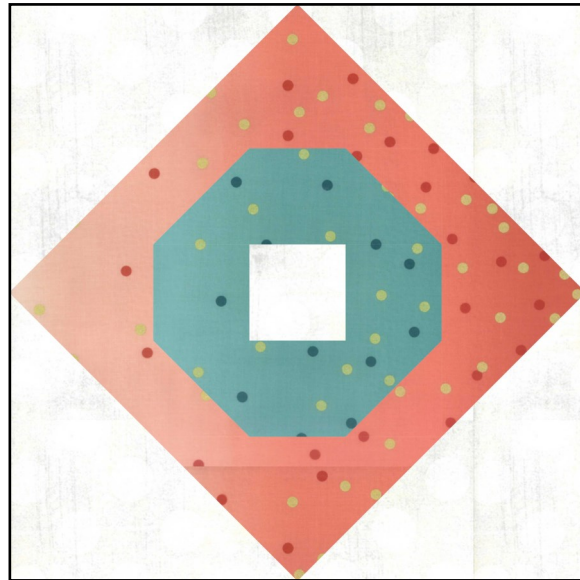




# Mix It Up Quilt Along

## Block 4

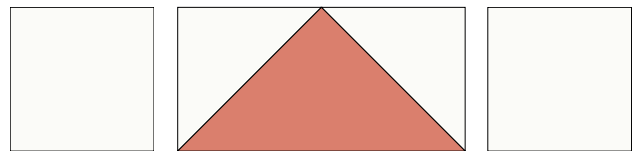


### Fabric Requirements to create one Block

#### Background

Cut 12 - 3 ½" x 3 ½"

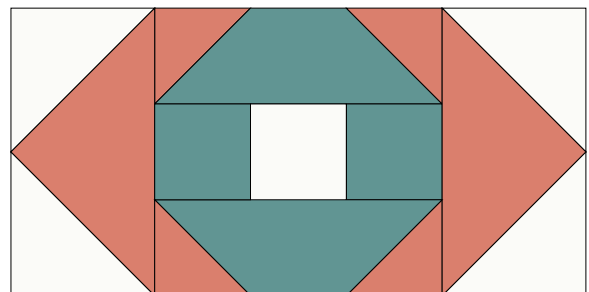
Cut 1 - 2 ½" x 2 ½"



#### Persimmon

Cut 4 - 3 ½" x 6 ½"

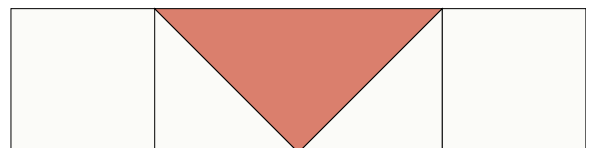
Cut 4 - 2 ½" Half Square Triangles  
using the Mini Goddess Tool



#### Lagoon

Cut 2 - 2 ½" x 2 ½"

Cut 2 - 2 ½" x 6 ½"



**NOTE:** The Mini Goddess Tool was used to cut and assemble this block.  
More information is available at [NeedleinaHayesStack.blogspot.com](http://NeedleinaHayesStack.blogspot.com)