

CORRECTION TO CUTTING:

The cutting for White print #2 should read as follows:

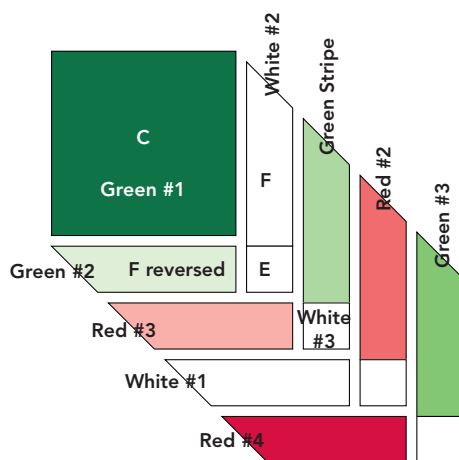
FROM WHITE PRINT #2, CUT:

- 5 (2"-wide) strips. From the strips, cut 24 (2" × 6⁷/₈") F rectangles. Trim one end of each rectangle at a 45° angle as shown in *Cutting Diagrams*.

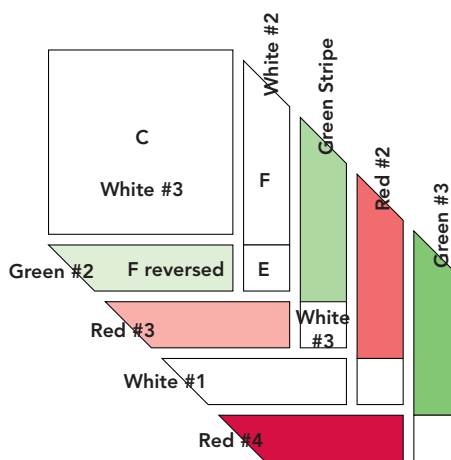
NOTE: Pay careful attention to the direction of the cutting angle.

CORRECTION TO UNIT DIAGRAMMS:

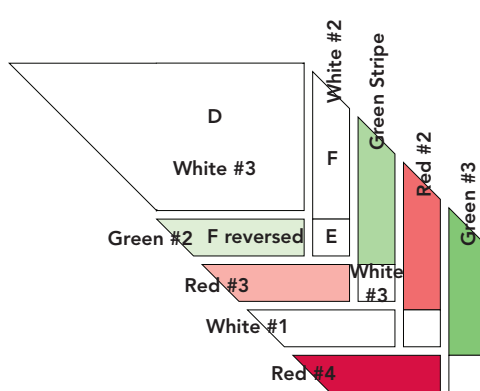
The labels for the green F pieces should be Green Stripe (not Green #5).



Unit 1 Diagrams



Unit 2 Diagrams



Unit 3 Diagrams



Unit 4 Diagrams