



September-December
2019



Authorized Dealer



FOR THE LOVE OF SEWING

The teachers are back in full swing this newsletter! They have come up with some great new classes and techniques. Hopefully, your summer is winding down and you will have more time for yourself and taking classes. I have thoroughly enjoyed my summer and I hope you have as well.

On a sad note, Marilyn Worsley's husband, Buzzie, passed away on July 23rd. Please keep Marilyn and her family in your prayers.

I have been remiss in acknowledging that we have a new teacher for the Destiny/Solaris class. Deb Norris has been teaching this class for me and she is doing a fantastic job! Thank you Deb! We want to welcome Donna Mauk to our Accent Sewing team. Stop by and meet her. Our youngest team member, Naomi, has gone back to school and we miss her already! Naomi is a very bright and intelligent young lady and has a great future ahead of her.

We have Hatched In Africa coming again and I can't wait! Santi and her team has such wonderful creative designs! Peter is coming with her this time. Don't miss out on a great time and trunk show along with great deals!

We just had the Floriani Software Gala and it was great! Debra Bohn was the instructor and she is a wealth of knowledge. If you weren't able to attend, you missed out on a great opportunity to try the software and have a hands on class. We plan on having Debra back in 2020.

Our Christmas party for the customers will be Monday, December 9th at 2:00. Mark your calendars! We always have a great time and Diane comes up with great make and takes!

Carol and Roz have been doing a great job keeping the quilting caught up. We have some times available for renting so call to get your name on the books. If you want us to do your quilting, just drop it off and pick out your thread and pattern.

As always, God bless and thank you from the bottom of my heart for supporting Accent Sewing!

Sheryl, Bob, Pat, Roz, Diane, Dolores, Marilyn, Pat, Francesca, Jenny, Carol, Mary, Sandy, Donna and Abby

Go to www.AccentSewing.com to see our class calendar with project photos.

Bobbi's Sewing Workshop

Bring your project and get expert coaching in sewing and fitting your garment. Learn methods for more professional looking clothing - better collars and necklines, invisible pockets, professional topstitching, fitting difficult areas, and other techniques required by your project. This is a great course to begin or expand your sewing skills. Open to all ages. Beginners welcome!

Taught by Bobbi Antonucci

Saturday Sept. 7, 21, Oct. 5, 19, Nov. 2, 16, Dec. 7 & 21 Time: 10:00-1:00

Class Fee: \$20.00 per class or 4 for \$60.00

Fish Quilt

This playful quilt would make a wonderful large baby quilt or play mat. Just one charm pack and yardage is all that is needed for the sample size. Come join me to swim with the fishies!!!

Taught by Nancy Horsley

Thurs. Sept. 12

Time: 10:00-4:00

Class Fee: \$35.00 plus supplies



Lantern

3, 6, or 9 - That's how many fat quarters you will need for this class. 3 if you want to make a table runner. 6 if you want to make yours like the pattern. 9 if you want to make one like my sample. We will be using the QCR mini ruler. Not only will it help us cut our curves but it will help us square up our blocks. If you have never tried curved piecing, this is a good quilt to try as it is not as hard as you think. Come join us and try something new to add to your quilter's tool box.

Taught by Joanne Shropshire

Tue. Sept. 17

Time: 10:00-4:00

Class Fee: \$35.00 plus supplies



Amethyst Abstract

Make this striking quilt that only has one block. The design and interest are developed by color/fabric placement. The sample was made using the delicious new Diaphanous Collection by Jason Yenter for In the Beginning Fabrics, but there are many other fabrics to choose from that would work as well in this quilt.

Taught by Karen Bennett

Wed. Sept. 18

Time: 10:00-4:00

Class Fee: \$45.00 plus supplies



Judy's Quilting Secrets

In this ongoing monthly series learn ways to fine tune your quilting skills! There are secrets and short cuts to creating beautiful, accurate quilts. Also, in this class we will explore ways to master accuracy in cutting, stitching, pressing and more! Never again battle incorrect seam allowances, cut off points, intersections that don't meet, floppy bindings, block the wrong size, etc. Each month we will work on blocks designed to teach skills for better quilt making. Students will help guide the class with their input on problem areas they want to correct. Whether you are just learning or wanting to change bad habits, this is the class for you!

Taught by Judy Lilly

3rd Thursday of each month

Time: 10:00-4:00

Class Fee: \$35.00 each month



Brooks Bag

This bag has become my carry everything to work bag! It is an Aunties Two pattern. There are 4 inside pockets and it is very sturdy.

Taught by Sheryl Smith
Fri. Sept. 20
Class Fee: \$35.00 plus supplies

Time: 10:00-4:00



Sea Creatures

These are the coolest wall hangings. They are mounted on canvas. Once again Judy has come up with a great project!


Taught by Judy Lilly
Thurs. Sept. 26
Class Fee: \$35.00 plus supplies

Time: 10:00-4:00



Improv Art Quilts

Have you ever wondered what it would be like to be a real artist? Picture yourself creating a lovely art quilt in a day! Yes, you!!! We are offering a 6 hour "improv quilting" class at Accent Sewing. This class is for anyone who knows how to drop their machine feed dogs and owns a free motion foot. Having taught this class before, I find that students with absolutely no experience produce beautiful improv pieces. There are no ideas or patterns needed, only a willing spirit to try something uniquely different! No thinking is required for this simple technique. Can be used for art quilts, placemats and table runners, quilt blocks or backgrounds for applique projects. Each piece is quilted as you go, so finishing up is a breeze!



Taught by Judy Lilly
Mon. Sept. 30
Class Fee: \$30.00 plus supplies

Time: 10:00-3:00

Beginning Quilting

Do you want to learn how to make beautiful quilts? Joanne will teach you from step one of having the correct tools, cutting your fabric correctly, piecing with a proper 1/4" seam, quilting, and last but not least, binding your finished quilt. You will be making a table runner for your project.

Taught by Joanne Shropshire
Tue. Oct. 1 & 8
Wed. Oct. 2 & 9
Class Fee: \$95.00 plus supplies

Time: 10:00-2:00

Time: 10:00-2:00



Twister Wreath

Twist your blocks to create this little wreath table topper or wall hanging. Finish it off by machine with a two color flanged binding.

Taught by Nancy Horsley
Mon. Oct. 7
Class Fee: \$35.00 plus supplies

Time: 10:00-4:00



Beach Crawl

This is a great class to learn how to do curved piecing plus a little bit of machine applique (or you could do hand applique if you prefer). The cute little hatchling turtles will just steal your heart!

Taught by Karen Bennett
Thur. Oct. 10
Class Fee: \$45.00 plus supplies

Time: 10:00-4:00




Lampshade Class

Come make a custom lamp shade for a sports fan, baby's room, Christmas shade, match a quilt or just for fun. Makes a great gift. I will teach you how to make the pattern for your 6 or 8 sided lamp shade. I will show you how to sew the pieces and put it all together. Looking forward to seeing you in class.

Taught by Melissa Wells
Fri. Oct. 18
Class Fee: \$35.00 plus supplies

Time: 10:00-4:00



Tropical Twister

This is a great quilt to drape across the sofa back or toss at the foot of the bed. You will choose 12 different fabrics in 4 different colors ranging from dark to light. Plan your own color choices using the design grid. Lots of possibilities.

Taught by Cathy Norris
Mon. Oct. 21 & Tues. Oct. 22
Class Fee: \$45.00 plus supplies
(You will need the Creative Grid 15 degree triangle ruler.)

Time: 10:00-4:00



Ruler Class

Teresa taught this class last year and it was a fantastic class. She will teach you how to use those quilting rulers to quilt your own projects. You can use these techniques even on your home sewing machine. Bring you pen and paper and let Teresa show you how easy it is!

Taught by Teresa Manning
Intermediate Wed. Oct. 23
Class Fee: \$50.00

Time: 1:00-4:00

All Aboard! Train Case

This is another By Annie pattern and you know how I love her patterns! Use this case for carrying your cosmetics, jewelry, first aid supplies, sewing supplies, and more. There are 3 different sizes in the pattern.

Taught by Sheryl
Thur. & Fri. Oct. 24 & 25
Class Fee: \$35.00 plus supplies

Time: 10:00-3:00



Lotus Blossom

If you have never made a strip tube quilt, then this class is for you! If you have made one, then you know how fun and easy it is. This method gives you perfect squares without trimming. You need a jelly roll, background fabric, and one solid fabric to make the blocks. This goes together very fast.

Taught by Melissa Wells
Wed. Oct. 30
Class Fee: \$35.00 plus supplies

Time: 10:00-4:00



Fanfare

This is one of those quilts that looks hard but by using the ruler, it goes together with ease. We will use the ruler to cut the background pieces and build our blocks. In this 3 part class, we will be breaking down the quilt into the 3 days.

Day 1 we will work on the first 3 blocks in class and you will make 3 more as homework.
Day 2 we will make the other 3 blocks with homework again.
Day 3 we will work on the center and putting the quilt together.

Taught by Joanne Shropshire
Thurs. Oct. 31, Fri. Nov 1 & 15
Class Fee: \$75.00 plus supplies

Time: 10:00-4:00



Let's Chenille

Take a panel and create a great chenille quilt. Great for a child's quilt or wall hanging.

Taught by Nancy Horsley

Mon. Nov. 4

Class Fee: \$75.00 plus supplies

Time: 10:00-4:00



Christmas Tree Skirt or Table Topper


Get a head start on the holidays with this paper piece Christmas Tree Skirt or you could make a table topper. Make one for yourself or you could make a gift for family or friends.

Taught by Karen Bennett

Wed. Nov. 6

Class Fee: \$45.00 plus supplies

Time: 10:00-4:00



Quick and Easy Bargello

Have you always wanted to make a Bargello quilt but are intimidated by the thought? Or, are you looking for a quick Halloween, Thanksgiving or Christmas project? This pattern would be perfect! We will be making a lap size (50" x 61 1/2") quilt.

Taught by Karen Bennett

Wed. Nov. 13

Class Fee: \$45.00 plus supplies

Time: 10:00-4:00



Twist and Turn

Add a new twist to an old traditional favorite - the log cabin! This wonky version twists and turns across the quilt and can be assembled various ways for different looks. Choose lights, darks, and center squares and you are ready for fun! This project is jelly roll friendly and can be adapted to a variety of sizes. So simple, even beginners can do this project.

Taught by Karen Bennett

Thur. Nov. 14

Class Fee: \$35.00 plus supplies

Time: 10:00-4:00



Sew Tweet

Sometimes a simple quilt can make a great statement. This quilt pattern allows you to showcase that focus fabric that is just waiting for that perfect project to use it. In class, you will learn about re-sizing the block either larger or smaller. This would be a great I Spy quilt with the block sized down. The high contrast of the accent fabrics will give you the weaving look. This will make a great child or baby quilt.

Taught by Joanne Shropshire

Tue. Nov. 26

Class Fee: \$35.00 plus supplies

Time: 10:00-4:00



Pre-Cut Ribbon Quilt

We will be using pre-cuts to make this quilt with either charms or layer cakes. We will learn in class to make quick half square triangles. This quilt can be adjusted larger or smaller. This quilt can have a traditional look or modern depending on your fabric choices.

Taught by Joanne Shropshire

Fri. Dec. 6

Class Fee: \$35.00 plus supplies

Time: 10:00-4:00



Machine Classes

Class 1

Tue. Sept. 10	10:00-12:00
Thur. Oct. 3	4:00-6:00
Mon. Nov. 18	10:00-12:00
Mon. Dec. 2	10:00-12:00

Class 2

Tue. Sept. 24	10:00-12:00
Fri. Oct. 11	10:00-12:00
Thur. Nov. 7	4:00-6:00
Thur. Dec. 12	10:00-12:00

Serger Classes

Serger I

Fri. Sept. 13	10:00-12:00
Mon. Oct. 21	4:00-6:00
Tue. Nov. 5	10:00-12:00
Thur. Dec. 5	10:00-12:00

Serger II

Mon. Sept. 23	10:00-12:00
Thur. Oct. 24	4:00-6:00
Thur. Nov. 21	4:00-6:00
Mon. Dec. 16	10:00-12:00

Software Classes

If you have purchased Designer Plus, Customizer, or Art Design from Accent Sewing and would like a class, please call and make an appointment with Pat Farnham. Pat is here on Tuesdays and Thursdays and is the expert on the software.

Embroidery Classes

Fri. Sept. 27	10:00-12:00
Thur. Oct. 3	10:00-12:00
Tue. Nov. 19	10:00-12:00
Fri. Dec. 20	10:00-12:00

BSR Classes

Thur. Sept. 5	10:00-1:00
Tue. Oct. 15	10:00-1:00
Tue. Nov. 12	10:00-1:00
Tue. Dec. 10	10:00-1:00

7/8 Series Classes

Fri. Sept. 6	10:00-3:00
Fri. Oct. 4	10:00-3:00
Fri. Dec. 13	10:00-3:00

Destiny/Solaris Classes

Mon. Sept. 16	10:00-3:00
Fri. Nov. 8	10:00-3:00

If you purchase a software program from Accent Sewing, please call to schedule your first instruction classes. These will be on an individual basis so you can get started with your new toys!

Class Policy - You must pay at the time you sign up for a class! This will allow the teachers to make preparations for the correct number of students. Also, please do NOT wear perfume to class!

Please sign up for class even if there is no charge for the class! This is especially true if the class is held after store hours. You can call to register or e-mail us at info@accentsewing.com.

If you must cancel a class, please do so as soon as possible. Class fees are not refundable but you can receive a store credit or apply the fee to another class.

Accent Sewing Inc.

4410 Hwy 17 Bypass B7
Woodside Village Shopping
Center
Murrells Inlet SC 29576

Phone: 843-357-3228
Fax: 843-357-8221
Email: info@accentsewing.com

If you have suggestions for classes you would like, drop us a line and we will try to accommodate you.

Store Hours:

Mon., Tues., Wed., and Fri. 10:00-5:00

Thurs. 10:00-6:00

Sat. 10:00-3:00

Accent Sewing's mission is to provide quality service, a friendly atmosphere, and lots of fun. We have knowledgeable staff that are ready to help you with your sewing, quilting, or embroidery needs! Stop in today and say hello!

As more classes are added, we will post them on our website and send out e-mails.

BERNINA

baby lock

FOR THE LOVE OF SEWING

**Handi
Quilter®**

Refer A Friend

If your friend purchases a machine from Accent Sewing, you will receive a \$25.00 gift certificate and so will your friend!

Accent Sewing Inc.

4410 Hwy 17 Bypass B7, Murrells Inlet SC

843-357-3228

Expiration Date: 12-31-19

Due to the rising cost of processing debit and credit cards, we cannot accept cards for purchases that total less than \$5.00. Thanks for your co-operation!