

Our fun loving penguin-Willy-is sledding his way through the Winter Wonderland. Stitch him up quick-he is a fast little guy!

Woolly Willy

To make your own Woolly Willy:

Wool:

Aqua-finished 8" square

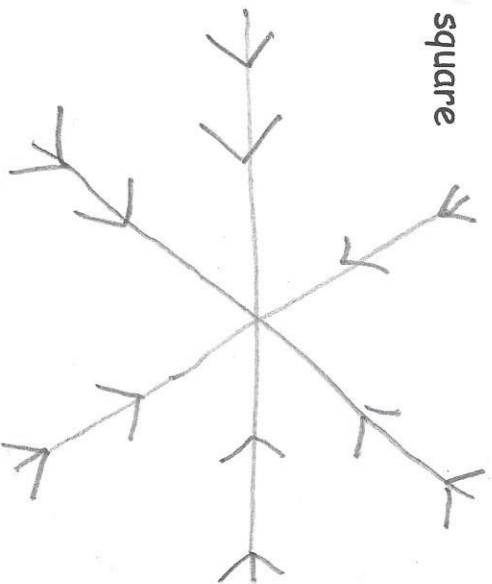
Black-4 x 5"

White-4 x 6"

Lime-3 x 3.5"

Orange-2 x 3"

Red 1.5 x 5"



Use floss or perle cotton to either match-or contrast your wool colors. Patterns are NOT reversed. If you plan to use fusible- please reverse pattern pieces. We traced our pieces to freezer paper and tack glued in place to stitch. The snowflake is stitched using white floss-trace this design on after stitching Willy.





Welcome to the 2016 Woolly Block Adventure

Please enjoy our pattern:

The Quilt Rack & Wool Cubby

North Platte, NE

www.the-quilt-rack.com



Thank you for visiting our store. Please accept this Woolly Block Adventure pattern for your personal use. The pattern is copyright protected. You may not copy or transfer the pattern in any format without express written permission from the pattern author or publisher.

