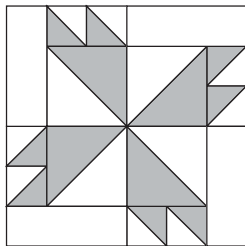


moda

Sampler Block Shuffle



6" x 6" finished

Cutting Print

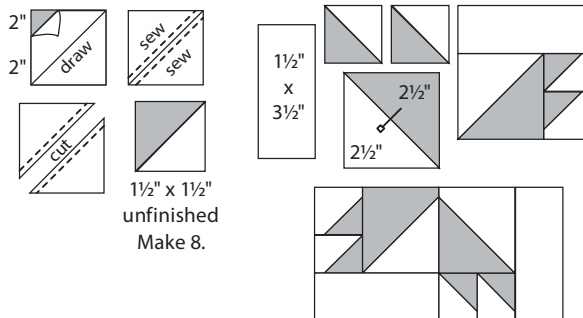
- 4-2½" squares
- 4-2" squares

Background

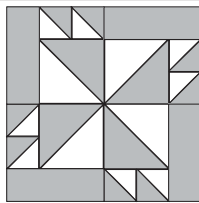
- 4-2½" squares
- 2-2" squares
- 4-1½" x 3½" rectangles

 - Easy Corner Triangle

Draw a diagonal line from corner to corner on the wrong side of the 4-2" background squares. Layer a marked square right sides together on a 2" print square. Sew ¼" from the diagonal line on each side. Cut on the diagonal line. Press open to make 2 triangle-squares. Trim to 1½" x 1½". Make 8 total.



Color Option

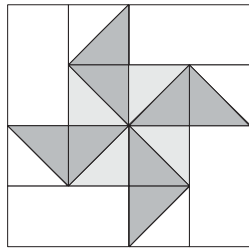


kate SPAIN

To learn more, visit: katespain.com

moda

Sampler Block Shuffle



6" x 6" finished

Cutting

Print 1

4-2" squares

Print 2

8-2" squares

Background

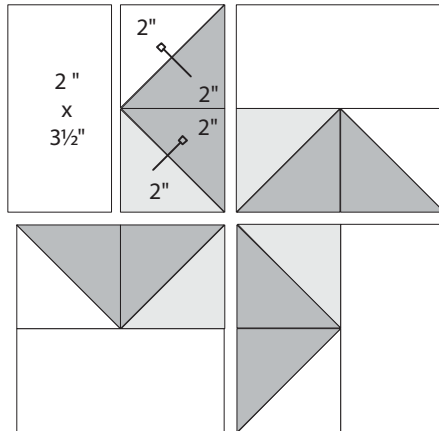
4-2" squares

4-2" x 3½" rectangles

 - Easy Corner Triangle

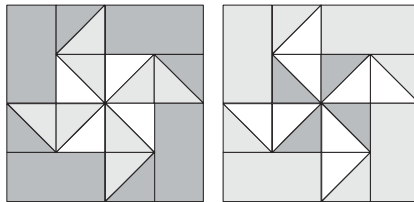
French
General

To learn more, visit: frenchgeneral.com



29

Color Options



moda

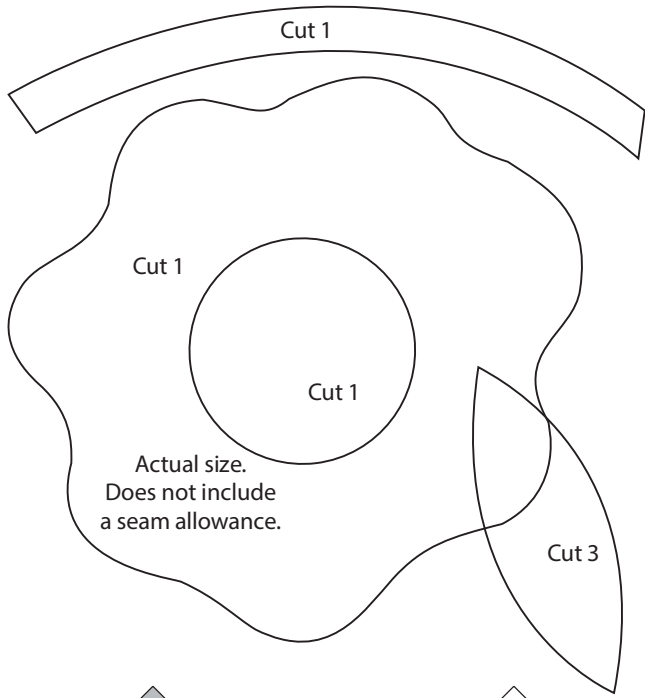
MODAFABRICS.COM

#showmethemoda

moda

Sampler Block Shuffle

Cut 1



Cut 1

Cut 1

Cut 3



Actual size.
Does not include
a seam allowance.

30

Blackbird Designs

To learn more, visit: blackbird-designs.com

Options



moda

MODAFABRICS.COM

#showmethemoda