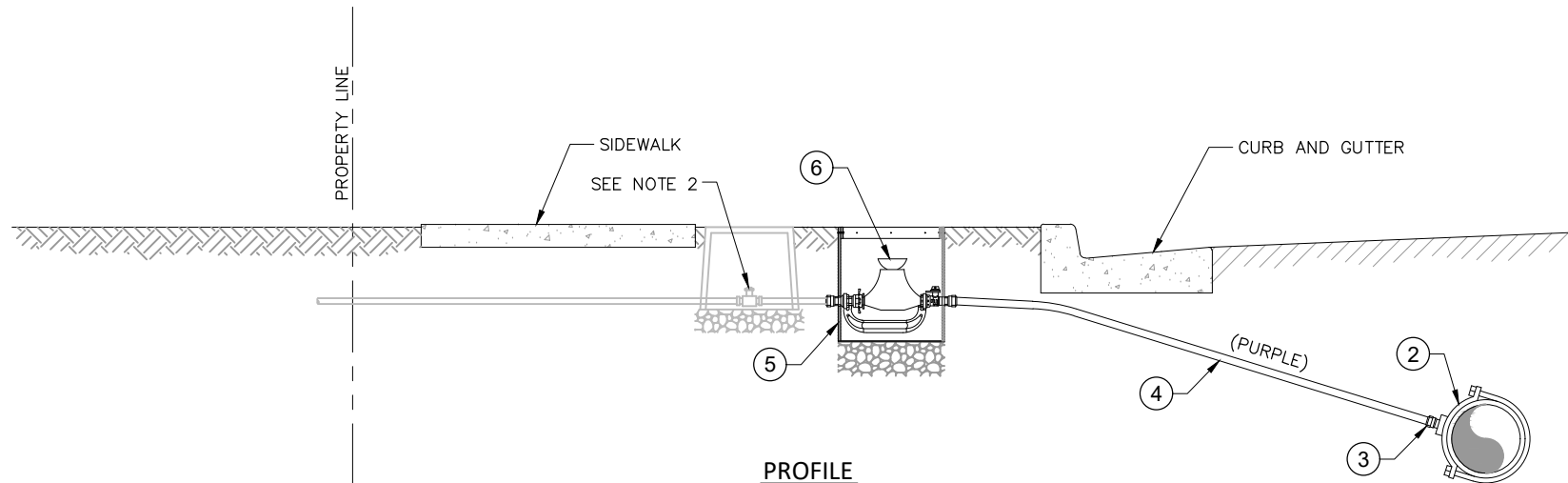


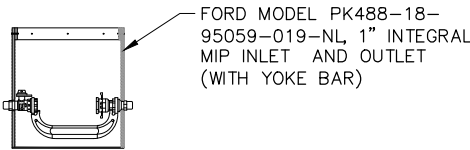
PLAN



PROFILE

- 1 MAIN LINE (PURPLE IN COLOR) 4-12" C-900 DR 14 - ANYTHING ABOVE 12" TO BE APPROVED BY DWCC IN WRITING.
- 2 4-12" PIPE SIZES - INSTALL OD CONTROL SADDLE / 12" AND UP - INSTALL DOUBLE STRAP BRASS SADDLE
- 3 1-1/2" COMPRESSION FITTING - MUELLER H-15428
- 4 1-1/2" CTS POLY (PURPLE IN COLOR) - NOTE: SLOPE FROM SERVICE BACK TO MAIN.
- 5 FORD METER BOX ASSEMBLY - PART# PK444-18-95059-018-NL.
OPTION: WITH WRITTEN APPROVAL FROM DWCCC. METER BOX LID POWDER COATED PURPLE FINISH - MODEL M1518AL-DWC, ASK FOR DWC LID W/ 2" KNOCKOUT. INSTALL MIN. OF 6" OF WASHED ROCK TO SUPPORT BOX AND METER.
- 6 METER: SENSUS 1" IPERL 10.75 LL 1 GAL TR/PL, 2-WIRE TRPL W/6FT CABLE 1 GAL, CONFIG# 14-S-1GB-XX (2 GASKETS PER METER.
AMI: SENSUS 520-M SINGLE PORT.
NOTE: METER, AMI, WILL BE PAID FOR AS PART OF A METER FEE DURING THE APPLICATION AND APPROVAL PROCESS BY THE DEVELOPER. DAVIS & WEBER COUNTIES CANAL WILL SUPPLY AND INSTALL METER AND AMI. NO JUMPERS ALLOWED!!!!
- 7 1-1/2" FIP THREAD BRASS TEE
- 8 1" X 8" CTS POLY
- 9 1-1/2" X 1" BRASS BUSHINGS
- 10 1" COMPRESSION FITTING H-15428

- NOTES:
- 1. INSTALL TRACING WIRE ON ALL PIPE. RUN WIRE UP THE OUTSIDE OF BOTTOM OF VALVE BOX THEN THROUGH THE INSIDE OF THE TOP PORTION OF THE BOX WITH TWO FEET OF WIRE EXTENDING ABOVE FINISHED GRADE. ALL SPLICES MADE WITH WATER PROOF CONNECTIONS.
 - 2. HOMEOWNER IS REQUIRED TO INSTALL OWN VALVE. HOMEOWNER IS RESPONSIBLE FROM THE DWCCC PIT CONNECTION TO HOMEOWNER'S PROPERTY AND REMAINING SYSTEM. DWCCC RECOMMENDS A FILTER AFTER HOMEOWNER'S VALVE.
 - 3. METER, AMI & AMI CABLE TO BE INSTALLED BY DAVIS & WEBER COUNTIES CANAL. NO JUMPERS ALLOWED!!!!
 - 4. REFER TO DWCCC WRITTEN SPECS FOR SYSTEM PRESSURE TESTING PROCEDURES.
 - 5. METER PIT TO BE INSPECTED BY DWCCC. CONTACT SUPERVISOR @ 801-564-3538 OR LEADMAN @ 801-837-8068.





OPTION
WITH WRITTEN APPROVAL
FROM DWCCC

Plot Date: 6/20/2021 1:24 PM Plotted By: Jason Miller
Date Created: 6/21/2021 MKS\JUB\PROJECTS\SUB\DW\STANDARDS\METER DETAIL.DWG

| REUSE OF DRAWINGS | | | |
|---|-------------|----|------|
| J-U-B SHALL RETAIN ALL COMMON LAW, STATUTORY, COPYRIGHT AND OTHER RESERVED RIGHTS OF THESE DRAWINGS, AND THE SAME SHALL NOT BE REUSED WITHOUT J-U-B'S PRIOR WRITTEN CONSENT. ANY REUSE WITHOUT WRITTEN CONSENT BY J-U-B WILL BE AT CLIENT'S SOLE RISK AND WITHOUT LIABILITY OR LEGAL EXPOSURE TO J-U-B. | | | |
| REVISION | | | |
| | | | |
| | | | |
| | | | |
| | | | |
| | | | |
| | | | |
| | | | |
| | | | |
| NO. | DESCRIPTION | BY | DATE |

J-U-B ENGINEERS, INC.
466 North 900 West
Kaysville, Utah 84037
Phone: 801.547.0393
www.jub.com


J-U-B ENGINEERS, INC.


CONSERVE

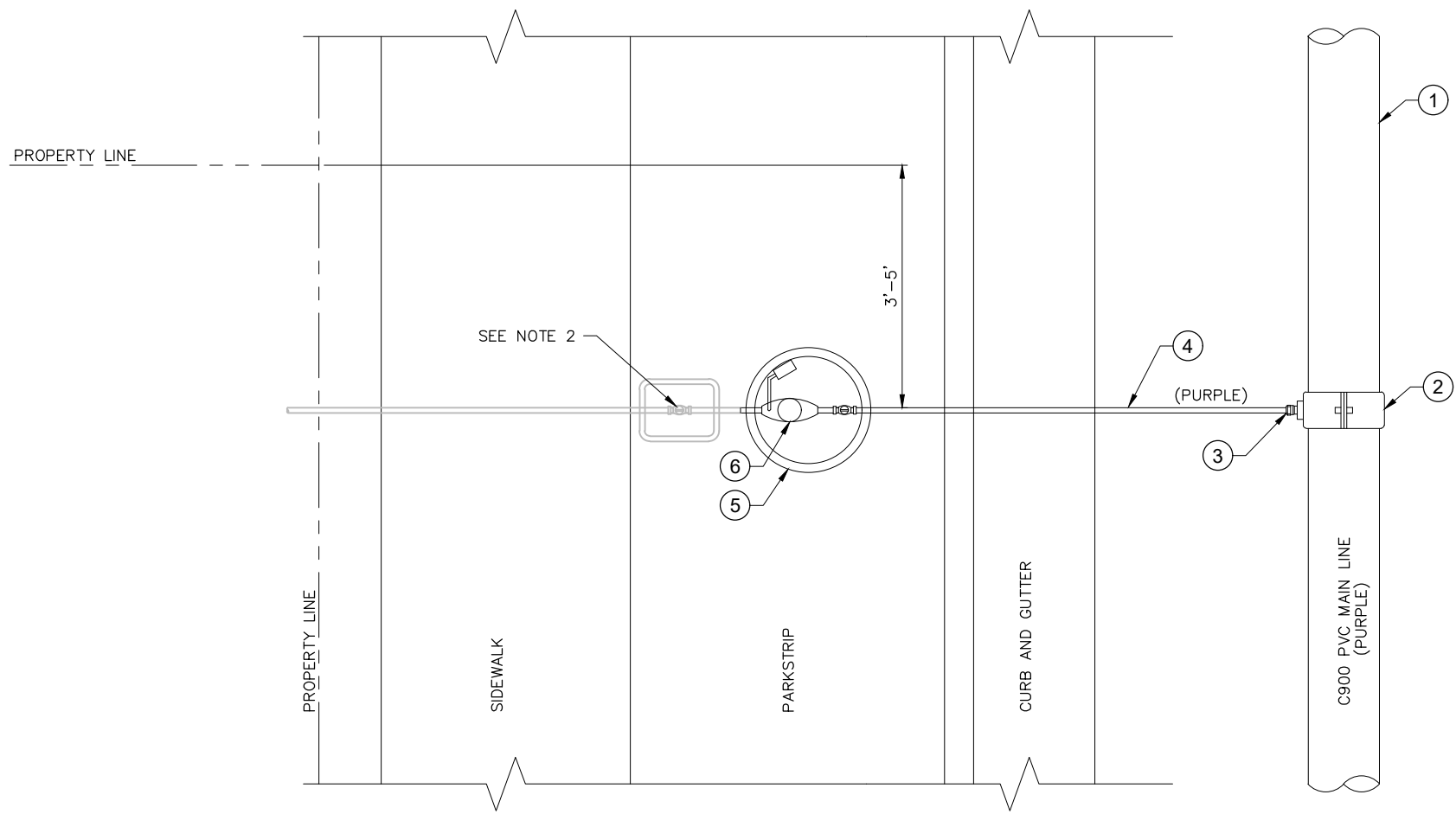
| |
|---|
| FILE: METER DETAIL |
| JUB PROJ. #: |
| DRAWN BY: JDM |
| DESIGN BY: NQS |
| CHECKED BY: NQS |
| ONE INCH AT FULL SIZE, IF NOT ONE INCH, SCALE ACCORDINGLY |

DAVIS & WEBER COUNTIES CANAL COMPANY
PRESSURE IRRIGATION STANDARDS

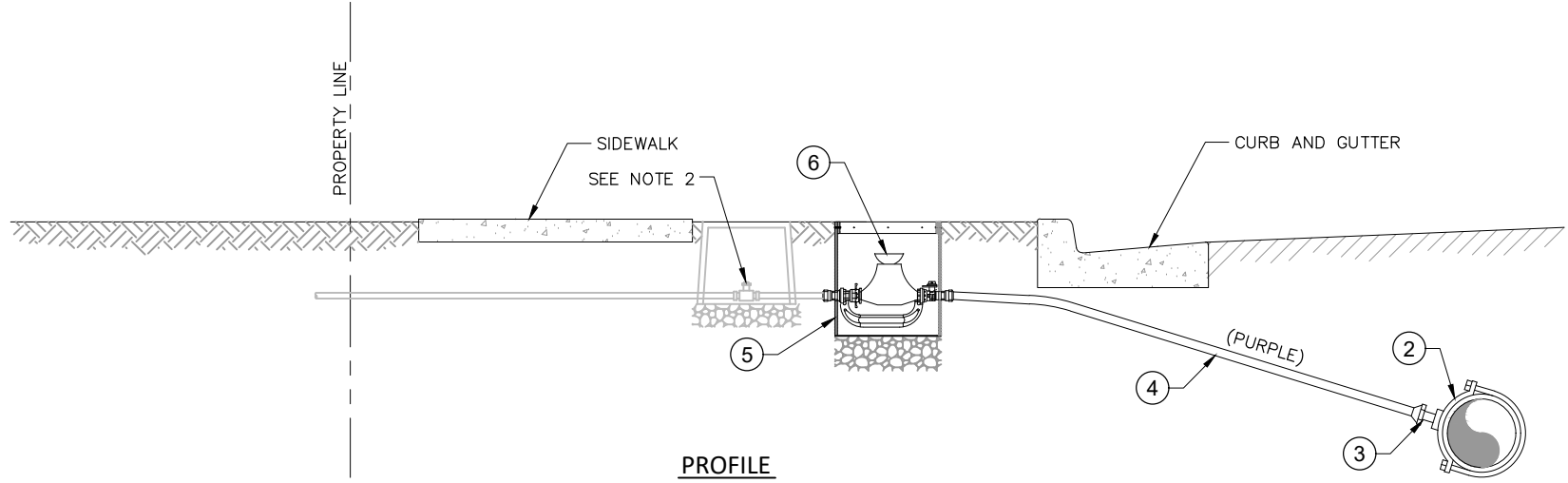
TYPICAL DOUBLE SERVICE CONNECTION DETAIL

LAST UPDATED: 6/21/2021
SHEET NUMBER:

D1



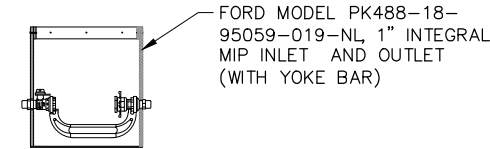
PLAN



PROFILE

- ① MAIN LINE (PURPLE IN COLOR) 4-12" C-900 DR 14 - ANYTHING ABOVE 12" TO BE APPROVED BY DWC IN WRITING.
- ② 4-12" PIPE SIZES - INSTALL OD CONTROL SADDLE / 12" AND UP - INSTALL DOUBLE STRAP BRASS SADDLE
- ③ 1" COMPRESSION FITTING - MUELLER H-15428
- ④ 1" CTS POLY (PURPLE IN COLOR) - NOTE: SLOPE FROM SERVICE BACK TO MAIN.
- ⑤ FORD METER BOX ASSEMBLY - PART# PK444-18-95059-018-NL.
OPTION: WITH WRITTEN APPROVAL FROM DWCCC. METER BOX LID POWDER COATED PURPLE FINISH - MODEL M1518AL-DWC, ASK FOR DWC LID W/ 2" KNOCKOUT. INSTALL MIN. OF 6" OF WASHED ROCK TO SUPPORT BOX AND METER.
- ⑥ **METER:** SENSUS 1" IPERL 10.75 LL 1 GAL TR/PL, 2-WIRE TRPL W/6FT CABLE 1 GAL, CONFIG# 14-S-1GB-XX (2 GASKETS PER METER.
AMI: SENSUS 520-M SINGLE PORT.
NOTE: METER, AMI, WILL BE PAID FOR AS PART OF A METER FEE DURING THE APPLICATION AND APPROVAL PROCESS BY THE DEVELOPER. DAVIS & WEBER COUNTIES CANAL WILL SUPPLY AND INSTALL METER AND AMI. NO JUMPERS ALLOWED!!!!

- NOTES:
- 1. INSTALL TRACING WIRE ON ALL PIPE. RUN WIRE UP THE OUTSIDE OF BOTTOM OF VALVE BOX THEN THROUGH THE INSIDE OF THE TOP PORTION OF THE BOX WITH TWO FEET OF WIRE EXTENDING ABOVE FINISHED GRADE. ALL SPLICES MADE WITH WATER PROOF CONNECTIONS.
 - 2. HOMEOWNER IS REQUIRED TO INSTALL OWN VALVE. HOMEOWNER IS RESPONSIBLE FROM THE DWCCC PIT CONNECTION TO HOMEOWNER'S PROPERTY AND REMAINING SYSTEM. DWCCC RECOMMENDS A FILTER AFTER HOMEOWNER'S VALVE.
 - 3. METER, AMI & AMI CABLE TO BE INSTALLED BY DAVIS & WEBER COUNTIES CANAL. NO JUMPERS ALLOWED!!!!
 - 4. REFER TO DWCCC WRITTEN SPECS FOR SYSTEM PRESSURE TESTING PROCEDURES.
 - 5. METER PIT TO BE INSPECTED BY DWCCC. CONTACT SUPERVISOR @ 801-564-3538 OR LEADMAN @ 801-837-8068.





OPTION
WITH APPROVAL
FROM DWC

Plot Date: 6/20/2021 1:23 PM Plotted By: Jason Miller
Date Created: 6/21/2021 MKS\JUB\PROJECTS\SUB\DW\STANDARDS\METER DETAIL.DWG

| REUSE OF DRAWINGS | | | |
|---|-------------|----|------|
| J-U-B SHALL RETAIN ALL COMMON LAW, STATUTORY, COPYRIGHT AND OTHER RESERVED RIGHTS OF THESE DRAWINGS, AND THE SAME SHALL NOT BE REUSED WITHOUT J-U-B'S PRIOR WRITTEN CONSENT. ANY REUSE WITHOUT WRITTEN CONSENT BY J-U-B WILL BE AT CLIENT'S SOLE RISK AND WITHOUT LIABILITY OR LEGAL EXPOSURE TO J-U-B. | | | |
| REVISION | | | |
| NO. | DESCRIPTION | BY | DATE |
| | | | |
| | | | |
| | | | |
| | | | |
| | | | |
| | | | |

J-U-B ENGINEERS, INC.
466 North 900 West
Kaysville, Utah 84037
Phone: 801.547.0393
www.jub.com


J-U-B ENGINEERS, INC.


DAVIS & WEBER
COUNTIES CANAL
1884
CONSERVE

| |
|---|
| FILE: METER DETAIL |
| JUB PROJ. #: |
| DRAWN BY: JDM |
| DESIGN BY: NQS |
| CHECKED BY: NQS |
| ONE INCH AT FULL SIZE, IF NOT ONE INCH, SCALE ACCORDINGLY |

DAVIS & WEBER COUNTIES CANAL COMPANY
PRESSURE IRRIGATION STANDARDS

TYPICAL SINGLE SERVICE CONNECTION DETAIL

LAST UPDATED: 6/21/2021
SHEET NUMBER:

D2