



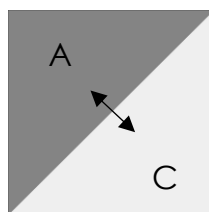




DONATE A QUILT BLOCK AND GET 10% OFF YOUR PURCHASE IN JUNE!

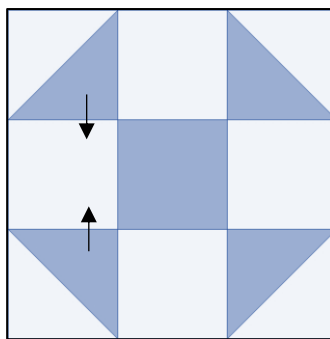
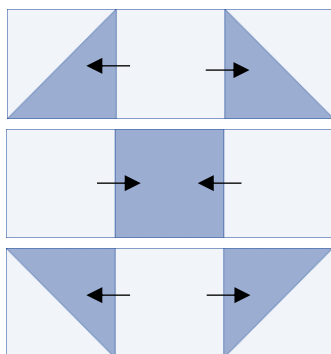
FABRIC GUIDE:

COLOR	FABRIC	QTY	CUT
	A	2	4"
	B	1	3 1/2"
	C	2	4"
	D	4	3 1/2"

Draw a diagonal line on the wrong side of Fabric A Squares. With right sides facing, layer Fabric A with Fabric C squares. Stitch 1/4" away from each side of the drawn line. Cut apart on the marked line. Press open. Trim down to 3 1/2" X 3 1/2". Make 4.

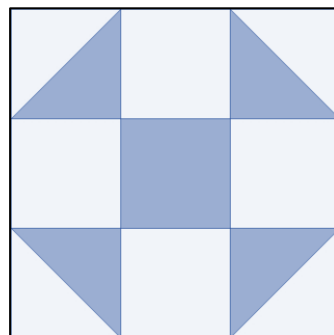


MAKE 4



MAKE 1

JUNE CHARITY BLOCK DONATION



9 1/2" x 9 1/2"

HELP US GIVE BACK! THE COLOR FOR JUNE IS BLUE!

GRAB YOUR STASH AND MAKE A QUILT BLOCK FOR CHARITY AND GET 10% OFF YOUR PURCHASE. NO PURCHASE NECESSARY.

A LITTLE ABOUT THIS MONTH'S PROJECT - THIS MONTH'S QUILTS WILL BE DONATED TO A LOCAL WOMEN'S SHELTER. WE'LL BE TAKING YOUR DONATED BLOCKS AND MAKING BABY QUILTS FOR WOMEN IN NEED. NOVELTY PRINTS ENCOURAGED BUT NOT REQUIRED.

