








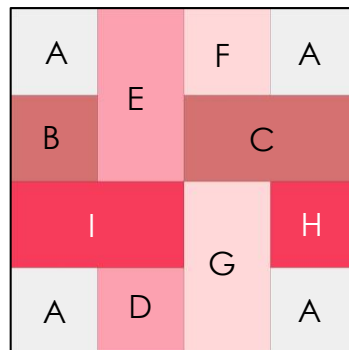


DONATE A QUILT BLOCK AND GET 10% OFF YOUR PURCHASE IN JANUARY!

FABRIC GUIDE:

COLOR	FABRIC	QTY	CUT
	A	4	2 3/4"
	B	1	2 3/4"
	C	1	2 3/4" X 5"
	D	1	2 3/4"
	E	1	2 3/4" X 5"
	F	1	2 3/4"
	G	1	2 3/4" X 5"
	H	1	2 3/4"
	I	1	2 3/4" X 5"

JANUARY CHARITY BLOCK DONATION


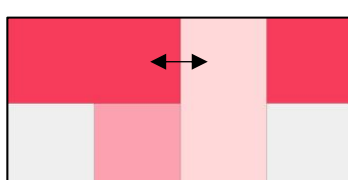
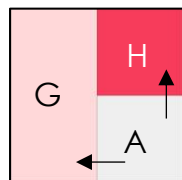
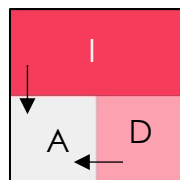
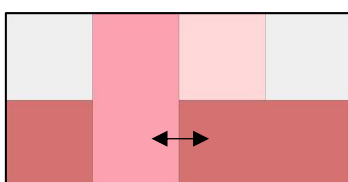
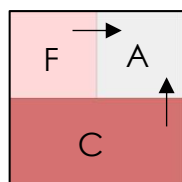
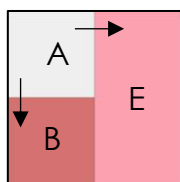


9 1/2" X 9 1/2"



Don't overthink the shades of green colors. The key here is 4 different prints/tones to make the block look like it is woven.

Assemble sections as shown.



MAKE 1

HELP US GIVE BACK! THE COLOR FOR JANUARY IS PINK!

GRAB YOUR STASH AND MAKE A QUILT BLOCK FOR CHARITY AND GET 10% OFF YOUR PURCHASE.
NO PURCHASE NECESSARY.

A LITTLE ABOUT THIS MONTH'S PROJECT - THIS MONTH'S QUILTS WILL BE DONATED TO A LOCAL WOMEN'S SHELTER. WE'LL BE TAKING YOUR DONATED BLOCKS AND MAKING BABY QUILTS FOR WOMEN IN NEED.
NOVELTY PRINTS ENCOURAGED BUT NOT REQUIRED.