Strip Tube Chevron

Measurements include ¼" seam allowance.
Sew with right sides together unless otherwise stated.
This pattern requires a basic knowledge
of quilting technique and terminology. The quilt and block diagrams
portrayed are virtual images.

Supplies:

I used 3 shades from cream to black.

Cream & Black – 1.75 Meters

Grey – 3.5 Meters

Cut 10 6 ½ " strips from Cream and Black

Cu 20 6 ½" strips from Greys

Using strip tube ruler cut 6 HST squares from each strip

Press HST toward dark and trip square down to 8 ¼"

I would lay blocks out to see the order you want your chevron's and sew blocks together row by row to make sure your order stays. I went 10 blocks across and 12 down


baby lock


baby lock


The Strip Tube Ruler
Cozy Quilt Designs
Creators of the Strip Club


The Strip Tube Ruler
Cozy Quilt Designs
Creators of the Strip Club


Grip Tube Ruler
Cozy Quilt Designs




Circle Tube Ruler


JANOME