

Sixteen Patch Square



Supplies – 1 jelly roll and 1 layer cake – I used Moda Grunge

So in a bid to document a bit more what I am doing, here was my process:


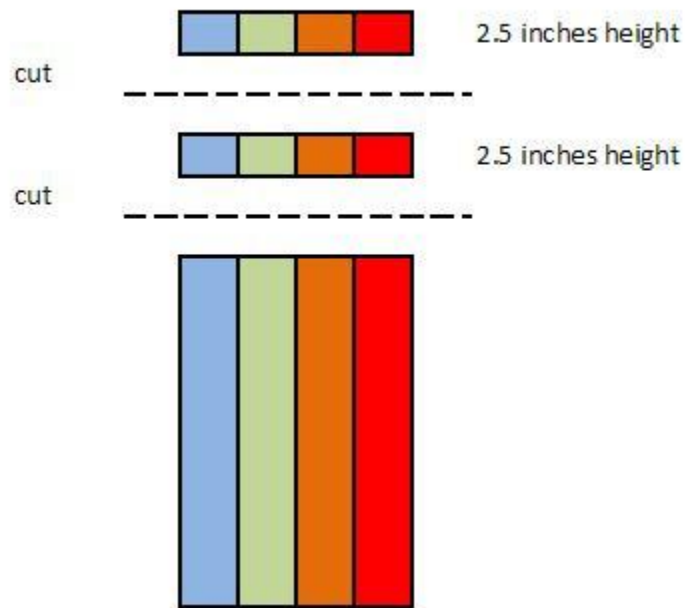
1. Take 40 strips of different colours and sewed them into strips of 4,



2. Subcut your 4 color strips into $2\frac{1}{2}$ x Approx $8\frac{1}{2}$ strips



3. Sort your subcut strips into color combinations to make up a 4 x 4 block









Step 4 – Cut layer cakes in half on diagonal twice for triangle sides of the blocks













Step 5 – Square up blocks

Step 6 Lay out blocks and sew rows together in desired order. If you want add borders to make a good bed size quilt



