

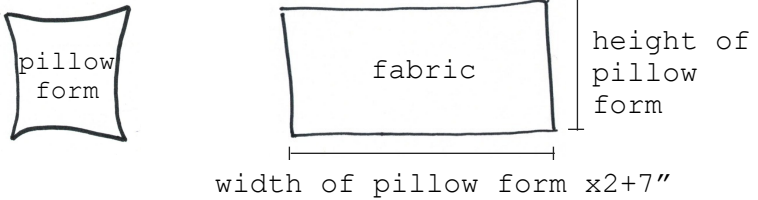
Modern Textiles

+++++

THE ENVELOPE PILLOW

1/2" SEAM ALLOWANCE

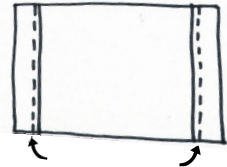
STEP 1: CUT THE FABRIC TO SIZE



STEP 2: HEM THE SHORT ENDS



then



with your fabric wrong side up
on each short end of the cut
fabric, fold in 1/2" and then 1"
to create a nice hem

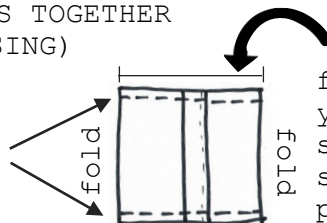
topstitch
the hem in
place

STEP 3: FINISH

fold your fabric into thirds

RIGHT SIDES TOGETHER
(KISSING)

then sew the
side seams
in place



from fold to fold
your pillow cover
should measure 1"
shorter than your
pillow form

lastly, turn your pillow right side out