

 **Learn 2 Sew Series (\$149 or complimentary with the purchase of a PFAFF Smarter Series machine)**

	Winter Session	Spring Session	Summer Session	Fall Session
Class 1 Machine Basics	Tuesday, Jan. 8	Thursday, April 18	Tuesday, Aug. 6	Thursday, Oct. 3
Class 2 Pillowcase	Tuesday, Jan. 15	Thursday, April 25	Tuesday, Aug. 13	Thursday, Oct. 10
Class 3 Tote Bag	Tuesday, Jan. 22	Thursday, May 2	Tuesday, Aug. 20	Thursday, Oct. 17
Class 4 Zipper Pouch	Tuesday Jan. 29	Thursday, May 9	Tuesday, Aug. 27	Thursday, Oct. 24

This package includes 4 classes with all fabric and patterns included. You will create three different projects and learn the skills to become confident with your machine and as a sewer. Let's get sewing! **6-9pm**

 **Learn 2 Sew More Project – Easy Decorative Pillow \$55 (Meets 2 times; includes instructions, fabric, and 12" pillow form)**

Tuesday, Feb. 19 and 26 6:00 pm – 9:00 pm

Make an attractive decorative pillow and improve your sewing techniques! Learn our favorite fold and lap method to make pillows. In this beginner level class you will gain tips and experience cutting, sewing, pressing and completing a professional looking product. This is an ideal next step after the Learn 2 Sew series.

 **Saturday Sew-a-long – Easy Gored Skirt \$50 (pattern included)**

Saturday, March 2 10:30 am – 3:30 pm

Want an easy-to-finish, fun-to-wear, versatile skirt? This flexible sized one pattern piece skirt with an elastic waist is the answer. Most, if not all, participants should be able to get it done during our Saturday Sew-a-long. This is a great next step for our Learn 2 Sew graduates.

 **PFAFF Owner's Make your Own Custom Labels with the Stitch Sequencing \$25**

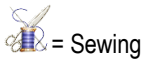
Tuesday, February 5 6:00 – 9:00 pm

Create your own custom labels for your creations using the stitch sequencing feature on your PFAFF sewing machine. You will get hands on experience combining stitches and lettering; saving the sequence; recalling the sequence; editing and stitching out the sequence. We will also create a border around your label and use the tapering feature around the corners.

 **Demo Days with Freebies \$50 (Meets 6 times)**

Saturday, Jan. 19, Feb. 23, March 23, April 13, May 18, and June 22 10:30 – 11:30 am

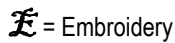
Come get tips and techniques each month at our Saturday Demo Day. Each month our experienced staff will demonstrate a technique such as making your own bias tape, installing zippers in a variety of ways, basics of machine applique and more. Come be surprised each month and get one of our favorite doodads as a take-away. Meets once a month for 6 months.



= Sewing



= Quilting



= Embroidery



= PFAFF owners fundamentals class

Elizabeth Hartman Quilt Pattern Studio \$40 (meets 2 times)

Friday, February 22 and March 1 10:30am – 1:30 pm

Have you admired the delightful Elizabeth Hartman patterns like Fancy Forest, Delightful Desert, Lloyd & Lola Llama or any of her many other patterns? Perhaps you've even purchased a pattern or two and haven't started. Here's your chance to start sewing. Blocks are sewn with simple straight and diagonal seams. No templates or paper piecing! Plus get a system to mark and organize your pieces. Bring your project of choice and get it going!

Scrap Happy Sampler Quilt \$175 (includes pattern, meets 10 months)

**Fridays, March 15, April 12, May 10, June 7, July 12, Aug. 2, Sept. 6, Oct. 4, and Nov. 1, Dec. 6 OR
Saturdays, March 16, April 13, May 11, June 8, July 13, Aug. 3, Sept. 7, Oct. 5, and Nov. 2, Dec. 7
Noon to 3:00 pm**

You're going to love the smorgasbord of quilting techniques in this scrappy sampler quilt. Try out a little bargello; a bit of English paper piecing; applique-several ways; paper piecing on your machine; strip piecing; log cabin with a twist and more. We looked long and hard to find such a gorgeous pattern packed with so many techniques. Just make 1-2 blocks each month and by the end of the year your quilt top will be done!

Borders, Bindings, and More FREE

Saturday, March 30 11:00 – 1:00 pm

Quilting is your passion but you are looking for some tips to help your finished projects be even more spectacular. In this demo style class you will learn how to add borders so they are not wavy and how to make and sew on your binding. This class stresses the importance of being square and flat to help your quilts be the best they can be. All quilters are welcome to attend but pre-registration is required.

PFAFF Owner's Spiral Quilt \$75 (meets 4 times)

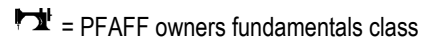
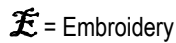
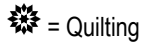
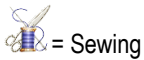
Tuesdays, April 23, May 21, June 18, July 23 6:00 – 9:00 pm

In this 4 month class, you will learn a variety of techniques including basic machine embroidery, shape creator, precise positioning, resizing-scaling, and how to work with built-in designs. The completed 42 block quilt will finish approximately 60" by 66". You will be stitching out the blocks in this hands on class.

PFAFF Owner's Edge-to-Edge Quilting on Your Embroidery Machine \$70 (includes 10 quilt designs)

Saturday, February 2 10:30 – 3:30 pm

Have you ever wanted to finish your quilt from start to finish? With Amelia Scott Designs and your embroidery machine you can! Learn to quilt your own quilt top from edge-to-edge on your embroidery machine using the *Easy-Connect Quilting* technique. This class will provide step by step instruction through the full process and hands on time to quilt your table topper or small quilt top (no bigger than 60" x 60") project. Don't have a top ready? No problem, just bring a fabric you love and quilt it up into a single fabric project.



🪡 PFAFF Owner's Winter Embroidery Circle Classes \$60 (meets 3 times)

Thursdays, Feb. 7, March 7, April 4 12:00 noon – 3:00 pm OR

Saturdays, Feb. 9, March 9, April 6 12:00 noon – 3:00 pm

Exclusive classes for Embroidery Circle Members. This fun add-on to your Embroidery Circle Membership includes a new project each month. In this series you will create an embroidered luggage tag on cork; learn to work on a knit ready-made garment while creating a cute little baby onesie; and add dimension to a project by adding stuffing to an adorable little animal feltie. Project kits are included.



Open Studio \$20 (per session)

Friday, Jan. 18 10:30am-4pm

Friday, March 29 10:30am-4pm

Saturday, Feb. 16 10:30am-4pm

All skill levels, all projects, all fun. We are here to help and give you the time you need to stitch. We will have our cutting station, iron, and design wall available for your use. If you need a little guidance or want to try a new skill, this is a great chance to get some coaching. Limited space available, register early.



Spring Sew In \$40

Friday, April 26 and Saturday, April 27 10:30 am – 4:00 pm (2 days)

Have you wished for 2 days of sewing with no interruptions? Here it is! Leave your machine and project set up overnight and continue to sew both days. All skill levels, all projects, all fun. We are here to help and give you the time you need to stitch. We will have our cutting station, iron, and design wall available for your use. If you need a little guidance or want to try a new skill, this is a great chance to get some coaching. Limited space available, register early.



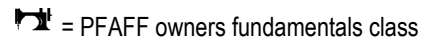
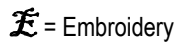
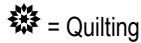
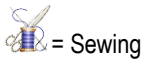
'Sewing for Others' Workshop Free

Wednesday, Jan. 30 10:30am-4:30pm

Wednesday, March 27 10:30am-4:30pm

Giving back to our community is an important. Please join us as we plan a great day of sewing to help those that need a hand up. This event is free to attend but pre-registration is required. Be sure to call to reserve your spot.

Hey Quilters! We need your donations of time and materials! There are projects that can be checked out, completed at home & returned to the shop. Fabric donations are accepted anytime. We look for 100% cotton or flannel fabric in fun or bright colors, tonal or novelty prints in sizes 6" or larger. Also, minky, cuddle, or fleece in 1½yd cuts or larger.



PFAFF machine owner classes are complimentary when you purchase your machine at Just Sew Studio. Be sure to register early as classes fill quickly.

PFAFF Owner's – My Serger

Friday, April 5 1 – 4 pm

All PFAFF sergers will be included in this class. Identify parts, thread and set-up the machine for several stitches, learn basic maintenance, and practice using the 4-thread overlock stitch, 3- thread rolled edge, and the cover lock stitch (for applicable machines).

PFAFF Owner's – My Machine Class 1 (Machine Introduction)

Thursday, Jan. 10	6 – 9 pm	Tuesday, March 5	6 – 9 pm
Wednesday, Feb. 6	1 – 4 pm	Wednesday, April 3	1 – 4 pm

All electronic and computerized machines will be included in this class. Identify included accessories, discuss machine maintenance and practice techniques on all PFAFF sewing machines.

PFAFF Owner's – My Machine Class 2 (Decorative Sewing)

Thursday, Jan. 24	6 – 9 pm	Tuesday, March 12	6 – 9 pm
Wednesday, Feb. 13	1 – 4 pm	Wednesday, April 24	1 – 4 pm

All computerized machines will be included in this class. Learn gathering, satin stitch applique, tapering, programming, tie-off options, memory capabilities, sequencing, free-motion sewing and more.

PFAFF Owner's – My Machine Class 3 (Embroidery Basics)

Thursday, Jan. 31	1 – 4 pm	Tuesday, March 19	6 – 9 pm
-------------------	----------	-------------------	----------

All computerized embroidery machines will be included in this class. Learn types of needles, hooping fabric, selecting hoop size, adjusting and resizing an embroidery design, creating a combination and much more.

PFAFF Owner's – My Machine Class 4 (Advanced Embroidery & Connectivity)

Thursday, Feb. 21	1 – 4 pm	Tuesday, April 30	6 – 9 pm
-------------------	----------	-------------------	----------

All computerized embroidery machines will be included in this class. In this class we will explore deeper into the features of your machine and work with transferring, saving, and interfacing with your computer. We will also work on precise positioning, moving designs in the hoop, and the shape creator feature.

PFAFF Owner's – My Machine Class 5 (Software with PC)

Saturday, Feb. 23 noon – 3 pm

Take your embroidery designs to new heights. Whether you're a beginner and have not yet installed it or you want to learn more about how to use it, this class is for you. Embroidery software makes it possible for you to create, edit, resize and do more with your embroidery designs. Bring your laptop with the software installed and ready to learn. This is a hands on class where we will explore many of the basic features. There will be time for questions so please bring yours. If you need assistance installing your software please call and schedule a time prior to class.