

 **Learn 2 Sew Series (\$149 or complimentary with the purchase of a PFAFF Smarter Series machine)**

	Summer Session	Fall Session
Class 1 Machine Basics	Tuesday, Aug. 6	Thursday, Oct. 3
Class 2 Pillowcase	Tuesday, Aug. 13	Thursday, Oct. 10
Class 3 Tote Bag	Tuesday, Aug. 20	Thursday, Oct. 17
Class 4 Zipper Pouch	Tuesday, Aug. 27	Thursday, Oct. 24

This package includes 4 classes with all fabric and patterns included. You will create three different projects and learn the skills to become confident with your machine and as a sewer. Let's get sewing! **6-9pm**

 **Learn 2 Sew More Project – Placemats \$60 (Meets 3 times; includes instructions, fabric)**

Tuesday, September 10, 17 and 24 6:00 pm – 9:00 pm

Make your own decorative placemats while improving your sewing skills and learn to specifically use your decorative stitches and stabilizers in a fun and creative manner! In this beginner level class you will gain tips and experience in sewing, pressing and completing a professional looking product. This is an ideal next step after the Learn 2 Sew series.

 **Saturday Sew-a-long – T-shirt Dress \$50 (pattern included)**

Saturday, June 22 10:30 am – 3:30 pm

Learn to work on stretch knit fabrics, see how to use the ruffle foot, and depending on the styles participants select, we may learn about pleats, applique, making bows, flowers, sashes, etc. Take a basic little t-shirt and turn it into a fabulous dress that suits the style preferences of a little girl in your life (think niece, neighbor, granddaughter, homeless shelter, friend's child, etc.). The pattern for this class includes more than 28 style options! Most (if not all) participants should be able to get theirs done during our Saturday Sew-a-long. This is a great next step for our Learn 2 Sew graduates.

 **Open Studio \$20 (per session)**

Saturday, June 15 10:30 am – 4 pm

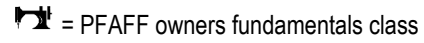
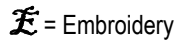
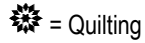
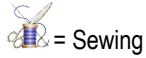
Friday, July 19 10:30 am – 4 pm

Saturday, August 17 10:30 am – 4 pm

Friday, September 20 10:30 am – 4 pm

Saturday, October 19 10:30 am – 4 pm

All skill levels, all projects, all fun. We are here to help and give you the time you need to stitch. We will have our cutting station, iron, and design wall available for your use. If you need a little guidance or want to try a new skill, this is a great chance to get some coaching. Limited space available, register early.



✂ Exclusive PFAFF Owner’s Kimberbell Classes \$20 per class or prepay \$50 for all 3 sessions (kits included)

Summer sessions:

Thursdays, June 27, July 25, Aug 22 12:00 noon – 3:00 pm OR

Saturdays, June 29, July 27, Aug 24 12:00 noon – 3:00 pm

June: Citrus Cutwork Apron-you will make a beautiful cutwork apron with lacy citrus slices and delicate white blossoms. This is an opportunity to create cutwork!

July: Lemonade Mug Rug and Redwork Pin Cushion – This charming mug rug is made with fabric and vinyl. Stitch the quilted background in a contrasting color or with a color that blends. Vinyl adds a wonderful dimension to many machine embroidery projects. Then, learn to do redwork on your embroidery machine. Redwork is outline embroidery that was originally done by hand in the late 1800’s with Turkey red thread. Today we can do it in any color and on your embroidery machine!

August: Lovebirds Tandem Bicycle Tote-This tandem design will be stitched on denim and includes lovebirds and baskets of blossoms with fringe flowers. Perfect for a picnic tote, you can personalize the design by adding marriage or anniversary dates for you or as a gift.

Fall sessions:

Thursdays, Sept 19, Oct 24, Nov 21 12:00 noon – 3:00 pm OR

Saturdays, Sept 21, Oct 26, Nov 23 12:00 noon – 3:00 pm

September: Sweet Feet Gym Shoes – Have fun learning to customize this project with team colors and personalize the medallion on the shoe. Then fill the shoes with a sleeve of cream filled cookies for a ‘stinkin’ cute gift!

October: Dimensional Mylar Halloween Décor – Experience embroidering with Mylar and tulle while making this seasonal free-standing project. Because it is free standing, we will use the same color thread in both the top and bobbin.

November: Snowman Kisses Pillow – Combine embroidery and quilting skills to make a fun winter pillow. The embroidery features a chenille cuff on the snowman’s hat and cursive backstitch lettering. Then after piecing a pinwheel block, the elements will be sewn together and finished with a classic quilt binding.

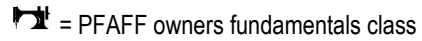
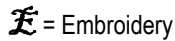
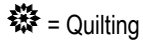
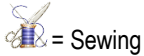


‘Sewing for Others’ Workshop Free

Wednesday, July 31 10:30 am - 4:30 pm **Wednesday, Sept 25 10:30 am – 4:30 pm**

Giving back to our community is an important. Please join us as we plan a great day of sewing to help those that need a hand up. This event is free to attend but pre-registration is required. Be sure to call to reserve your spot.

Hey Quilters! We need your donations of time and materials! There are projects that can be checked out, completed at home & returned to the shop. Fabric donations are accepted anytime. We look for 100% cotton or flannel fabric in fun or bright colors, tonal or novelty prints in sizes 6” or larger. Also, minky, cuddle, or fleece in 1½yd cuts or larger.



PFAFF machine owner classes are complimentary when you purchase your machine at Just Sew Studio. Be sure to register early as classes fill quickly.

PFAFF Owner's – My Machine Class 1 (Machine Introduction)

Wednesday, June 5	1 – 4 pm	Tuesday, July 9	6 – 9 pm
Wednesday, August 14	1 – 4 pm	Thursday, Oct 1	6 – 9 pm

All electronic and computerized machines will be included in this class.

Identify included accessories, discuss machine maintenance and practice techniques on all PFAFF sewing machines.

PFAFF Owner's – My Machine Class 2 (Decorative Sewing)

Wednesday, June 12	1 – 4 pm	Thursday, July 11	6 – 9 pm
Wednesday, Aug 21	1 – 4 pm	Thursday, Oct 8	6 – 9 pm

All computerized machines will be included in this class. Learn gathering, satin stitch applique, tapering, programming, tie-off options, memory capabilities, sequencing, free-motion sewing and more.

PFAFF Owner's – My Machine Class 3 (Embroidery Basics)

Thursday, July 25	6 – 9 pm	Friday, September 13	1 – 4 pm
-------------------	----------	----------------------	----------

All computerized embroidery machines will be included in this class. Learn types of needles, hooping fabric, selecting hoop size, adjusting and resizing an embroidery design, creating a combination and much more.

PFAFF Owner's – My Machine Class 4 (Advanced Embroidery & Connectivity)

Thursday, Aug 29	6 – 9 pm	Friday, Oct 11	1 – 4 pm
------------------	----------	----------------	----------

All computerized embroidery machines will be included in this class. In this class we will explore deeper into the features of your machine and work with transferring, saving, and interfacing with your computer. We will also work on precise positioning, moving designs in the hoop, and the shape creator feature.

PFAFF Owner's – My Machine Class 5 (Software with PC)

Saturday, July 20	noon – 3 pm	Thursday, August 15	6 – 9 pm
-------------------	-------------	---------------------	----------

Take your embroidery designs to new heights. Whether you're a beginner and have not yet installed the software or you want to learn more about how to use it, this class is for you. Embroidery software makes it possible for you to create, edit, resize and do more with your embroidery designs. Bring your laptop with the software installed and ready to learn. This is a hands on class where we will explore many of the basic features. There will be time for questions so please bring yours. If you need assistance installing your software please call and schedule a time prior to class.