
 **Learn 2 Sew Series (\$149 or complimentary with the purchase of a PFAFF Smarter Series machine)**

	Spring Session	Summer Session	Fall Session
Class 1 Machine Basics	Thursday, April 18	Tuesday, Aug. 6	Thursday, Oct. 3
Class 2 Pillowcase	Thursday, April 25	Tuesday, Aug. 13	Thursday, Oct. 10
Class 3 Tote Bag	Thursday, May 2	Tuesday, Aug. 20	Thursday, Oct. 17
Class 4 Zipper Pouch	Thursday, May 9	Tuesday, Aug. 27	Thursday, Oct. 24

This package includes 4 classes with all fabric and patterns included. You will create three different projects and learn the skills to become confident with your machine and as a sewer. Let's get sewing! **6-9pm**

 **Learn 2 Sew More Project – Adjustable Chef's Apron \$60 (Meets 3 times; includes instructions, fabric)**
Thursday, June 6, 13 and 20 6:00 pm – 9:00 pm

Make a great apron for barbecuing or in the kitchen and improve your sewing techniques! In this beginner level class you will gain tips and experience cutting, sewing, pressing and completing a professional looking product. You will specifically be attaching a patch pocket, create straps and make a small machine hem – both straight and around a curve. This is an ideal next step after the Learn 2 Sew series.

 **Saturday Sew-a-long – T-shirt Dress \$50 (pattern included)**

Saturday, June 22 10:30 am – 3:30 pm

Learn to work on stretch knit fabrics, see how to use the ruffle foot, and depending on the styles participants select, we may learn about pleats, applique, making bows, flowers, sashes, etc. Take a basic little t-shirt and turn it into a fabulous dress that suits the style preferences of a little girl in your life (think niece, neighbor, granddaughter, homeless shelter, friend's child, etc.). The pattern for this class includes more than 28 style options! Most (if not all) participants should be able to get theirs done during our Saturday Sew-a-long. This is a great next step for our Learn 2 Sew graduates.

 **'Sewing for Others' Workshop Free**

Wednesday, March 27 10:30am-4:30pm

Wednesday, May 29 10:30am-4:30pm

Wednesday, July 31 10:30am-4:30pm

Giving back to our community is an important part of what we do. Please join us as we plan a great day of sewing to help those that need a hand up. This event is free to attend but pre-registration is required. Be sure to call to reserve your spot.

Hey Quilters! We need your donations of time and materials! There are projects that can be checked out, completed at home & returned to the shop. Fabric donations are accepted anytime. We look for 100% cotton or flannel fabric in fun or bright colors, tonal or novelty prints in sizes 6" or larger. Also, minky, cuddle, or fleece in 1½yd cuts or larger.



= Sewing



= Quilting

£ = Embroidery



= PFAFF owners fundamentals class

£ Kimberbell “Oh Happy Day!” 2-day Embroidery Event - \$159

Day 1: Friday, May 3 OR Saturday, May 4 at Crystal Community Center, 4800 Douglas Drive North, Crystal, MN

Day 2: Thursday, May 9 OR Saturday, June 1 at Just Sew Studio, 6312 Minnetonka Blvd., St Louis Park, MN

This 2-day try me event is for those who have never tried machine embroidery or want to know more about the PFAFF embroidery machines or for our current owners who want to improve their embroidery skills.

Several of our staff are now Kimberbell Academy certified facilitators and are excited to offer you this

exclusive event where you will use our machines to make 6 cheery projects: quilted cupcake pillow, a

gratitude journal, a ‘Jump for Joy’ zipper Pouch; a ‘Happy Day’ tea towel, a cute cupcake pin cushion, and a

‘Present’ decorative hanging. The kits, thread, stabilizer and use of a machine and of course lunch are

included. Limited availability so reserve your spot for your desired days now!

£ PFAFF Owner’s Spiral Quilt \$75 (meets 4 times)

Tuesdays, April 23, May 21, June 18, July 23 6:00 – 9:00 pm

In this 4 month class, you will learn a variety of techniques including basic machine embroidery, shape creator, precise positioning, resizing-scaling, and how to work with built-in designs. The completed 42 block quilt will finish approximately 60” by 66”. You will be stitching out the blocks in this hands on class.

£ PFAFF Owner’s Winter Embroidery Circle Classes \$60 (meets 3 times)

Thursdays, Feb. 7, March 7, April 4 12:00 noon – 3:00 pm OR

Saturdays, Feb. 9, March 9, April 6 12:00 noon – 3:00 pm

Exclusive classes for Embroidery Circle Members. This fun add-on to your Embroidery Circle Membership includes a new project each month. In this series you will create an embroidered luggage tag on cork; learn to work on a knit ready-made garment while creating a cute little baby onesie; and add dimension to a project by adding stuffing to an adorable little animal feltie. Project kits are included.

£ PFAFF Owner’s Kimberbell Classes \$20 per class or prepay \$50 for all 3 sessions

Thursdays, June 27, July 25, Aug 22 12:00 noon – 3:00 pm OR

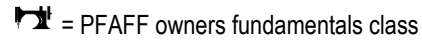
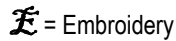
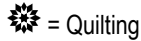
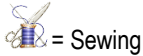
Saturdays, June 29, July 27, Aug 24 12:00 noon – 3:00 pm

Exclusive classes ---- kits are included.

June: Citrus Cutwork Apron-you will make a beautiful cutwork apron with lacy citrus slices and delicate white blossoms. This is an opportunity to create cutwork!

July: Lemonade Mug Rug-This project is made with fabric and vinyl. Stitch the quilted background in a contrasting color or with a color that blends. Vinyl adds a wonderful dimension to many machine embroidery projects.

August: Lovebirds Tandem Bicycle Tote-This tandem design will be stitched on denim and includes lovebirds and baskets of blossoms with fringe flowers. Perfect for a picnic tote, you can personalize the design by adding marriage or anniversary dates for you or as a gift.



 **Scrap Happy Sampler Quilt \$175 (includes pattern, meets 10 months)**

Fridays, March 15, April 12, May 10, June 7, July 12, Aug. 2, Sept. 6, Oct. 4, and Nov. 1 , Dec. 6 OR
Saturdays, March 16, April 13, May 11, June 8, July 13, Aug. 3, Sept. 7, Oct. 5, and Nov. 2 , Dec. 7
Noon to 3:00 pm

You're going to love the smorgasbord of quilting techniques in this scrappy sampler quilt. Try out a little bargello; a bit of English paper piecing; applique-several ways; paper piecing on your machine; strip piecing; log cabin with a twist and more. We looked long and hard to find such a gorgeous pattern packed with so many techniques. Just make 1-2 blocks each month and by the end of the year your quilt top will be done!

 **Borders, Bindings, and More FREE**

Saturday, March 30 11:00 – 1:00 pm

Quilting is your passion but you are looking for some tips to help your finished projects be even more spectacular. In this demo style class you will learn how to add borders so they are not wavy and how to make and sew on your binding. This class stresses the importance of being square and flat to help your quilts be the best they can be. All quilters are welcome to attend but pre-registration is required.

 **Open Studio \$20 (per session)**

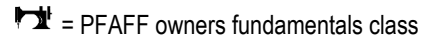
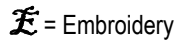
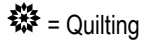
Friday, March 29	10:30am-4pm	Friday, May 17	10:30am-4pm
Saturday, June 15	10:30am-4pm	Friday, July 19	10:30am-4pm

All skill levels, all projects, all fun. We are here to help and give you the time you need to stitch. We will have our cutting station, iron, and design wall available for your use. If you need a little guidance or want to try a new skill, this is a great chance to get some coaching. Limited space available, register early.

 **Spring Sew In \$40**

Friday, April 26 and Saturday, April 27 10:30 am – 4:00 pm (2 days)

Have you wished for 2 days of sewing with no interruptions? Here it is! Leave your machine and project set up overnight and continue to sew both days. All skill levels, all projects, all fun. We are here to help and give you the time you need to stitch. We will have our cutting station, iron, and design wall available for your use. If you need a little guidance or want to try a new skill, this is a great chance to get some coaching. Limited space available, register early.



PFAFF machine owner classes are complimentary when you purchase your machine at Just Sew Studio. Be sure to register early as classes fill quickly.

PFAFF Owner's – My Serger

Friday, April 5 1 – 4 pm

All PFAFF sergers will be included in this class. Identify parts, thread and set-up the machine for several stitches, learn basic maintenance, and practice using the 4-thread overlock stitch, 3- thread rolled edge, and the cover lock stitch (for applicable machines).

PFAFF Owner's – My Machine Class 1 (Machine Introduction)

Wednesday, April 3 1 – 4 pm Thursday, May 23 6 – 9 pm
 Wednesday, June 5 1 – 4 pm

All electronic and computerized machines will be included in this class. Identify included accessories, discuss machine maintenance and practice techniques on all PFAFF sewing machines.

PFAFF Owner's – My Machine Class 2 (Decorative Sewing)

Wednesday, April 24 1 – 4 pm Thursday, May 30 6 – 9 pm
 Wednesday, June 12 1 – 4 pm

All computerized machines will be included in this class. Learn gathering, satin stitch applique, tapering, programming, tie-off options, memory capabilities, sequencing, free-motion sewing and more.

PFAFF Owner's – My Machine Class 3 (Embroidery Basics)

Tuesday, March 19 6 – 9 pm Wednesday, May 22 1 – 4 pm Thursday, July 18 6 – 9 pm

All computerized embroidery machines will be included in this class. Learn types of needles, hooping fabric, selecting hoop size, adjusting and resizing an embroidery design, creating a combination and much more.

PFAFF Owner's – My Machine Class 4 (Advanced Embroidery & Connectivity)

Tuesday, April 30 6 – 9 pm Wednesday, June 19 1 – 4 pm

All computerized embroidery machines will be included in this class. In this class we will explore deeper into the features of your machine and work with transferring, saving, and interfacing with your computer. We will also work on precise positioning, moving designs in the hoop, and the shape creator feature.

PFAFF Owner's – My Machine Class 5 (Software with PC)

Saturday, April 20 noon – 3 pm Tuesday, May 14 6 – 9 pm

Take your embroidery designs to new heights. Whether you're a beginner and have not yet installed it or you want to learn more about how to use it, this class is for you. Embroidery software makes it possible for you to create, edit, resize and do more with your embroidery designs. Bring your laptop with the software installed and ready to learn. This is a hands on class where we will explore many of the basic features. There will be time for questions so please bring yours. If you need assistance installing your software please call and schedule a time prior to class.