



REALLY ON THE GO! ROW BY ROW 2017



Mabel & Ethel took a different approach as to what “On The Go” means to them!

Project Requirements:

- 4 – 9 ½” Squares of Assorted Background Colors
- 9 ½” x 14” White Fabric
- 5 ½” x 2 ¼” Light Brown Fabric
- 1 ¾” x 2” Dark Brown Fabric
- 2” x 1 ¾” Gray Fabric
- 5 ½” x 29 ½” Fabric Piece of Your Choice for Toilet Paper

Other Supplies Needed:

Heat n’ Bond or other fusible interfacing

Instructions:

Randomly sew together your background squares to create the background for your row.

Trace the applique shapes for the toilet, toilet paper and roll onto your fusible interfacing. All shapes on the pattern have already been reversed. Cut the shapes out ¼” away from the traced line and iron them onto their corresponding fabrics.

Cut the final shapes out on the traced lines.

Applique Layout:

Toilet: Starting from the bottom of your row measure up 3” and place #1 of the toilet. Then place #2 of the toilet on and then leave a 2 ¼” space before placing #3. Continue to layout your toilet in numerical order. When all of the pieces of the toilet have been laid out, iron the toilet down.

Toilet Paper & Roll: Place the toilet paper down on your row next to the toilet about 4 ½” from the top of your row. Then place the light brown piece of the fabric that is the toilet paper roll on top of the toilet paper. Finally, place the dark brown circle on the toilet paper roll for a dimensional look and iron it all down.

Finishing:










Stitch around the applique pieces using your favorite stitching method. It would even be cute to quilt the toilet paper just like real toilet paper (LOL). Have fun with it. Place in your row by row quilt or bind and make a cute wall hanging for your bathroom.



M&E Quilt Shoppe

279 E. Market Street
Sandusky, Ohio 44870
419-502-9123
ME@mequiltshoppe.com

↓ FOLD OF FABRIC ↓ FOR #9



EDGE OF FABRIC