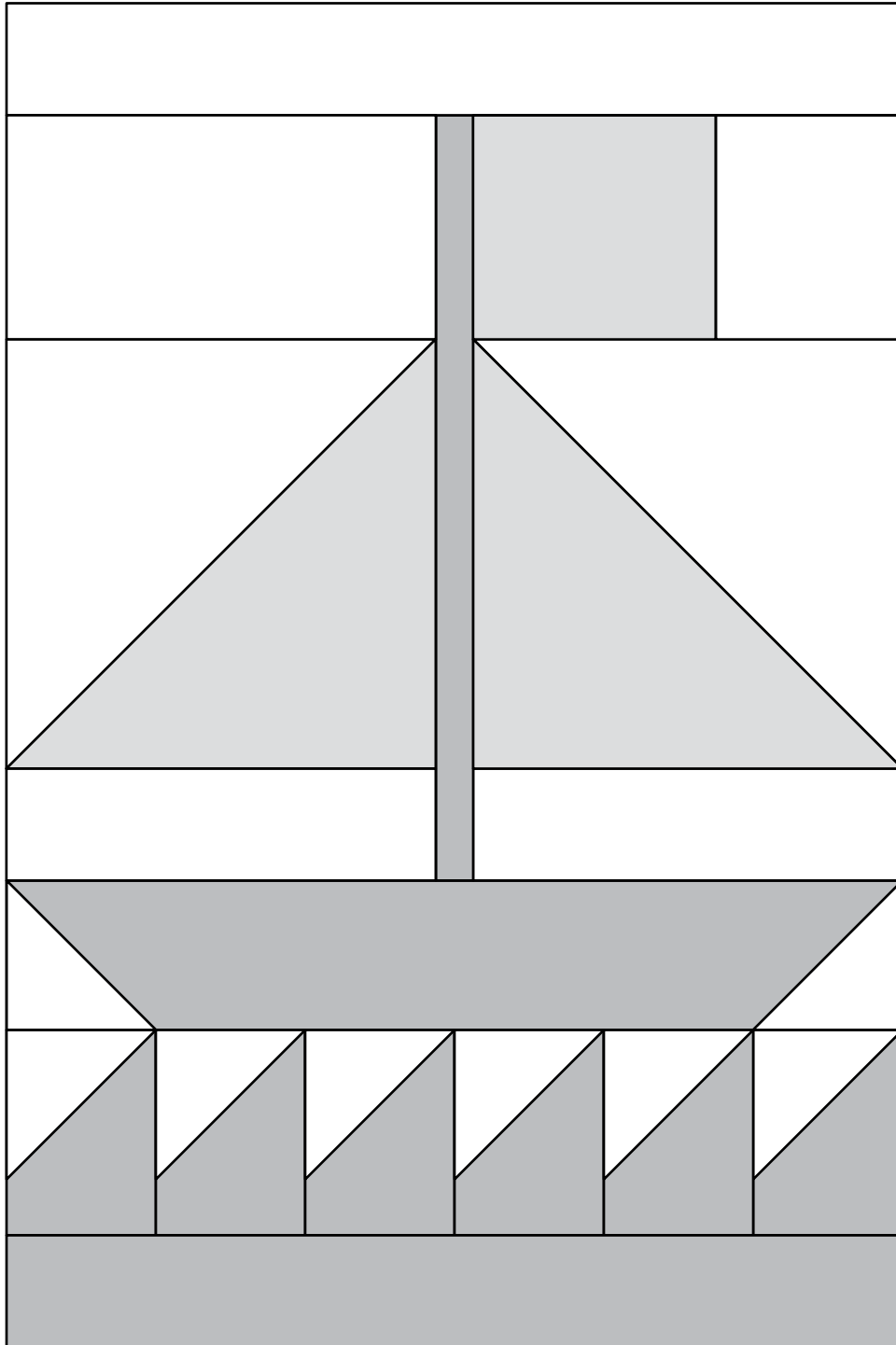


*moda*

# Be My Neighbor

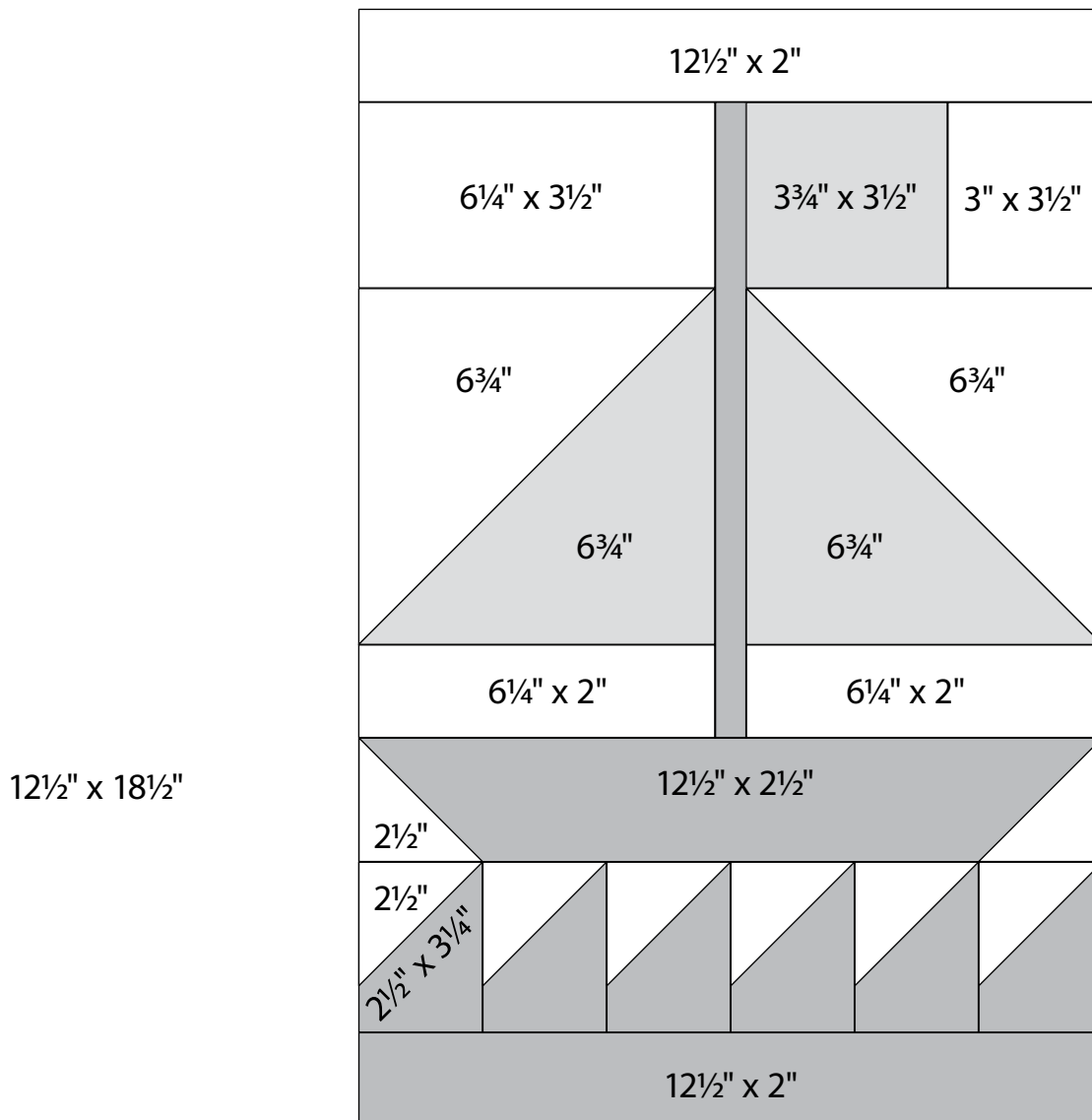
## Block 14

12" x 18" finished



## General Information

- These are very scrappy blocks. Mix your favorite Moda prints to create your colorful neighborhood!
- Share your progress and final quilt at #BeMyNeighbor. We love to see your results!!!



Block 14  
12½" x 18½" unfinished

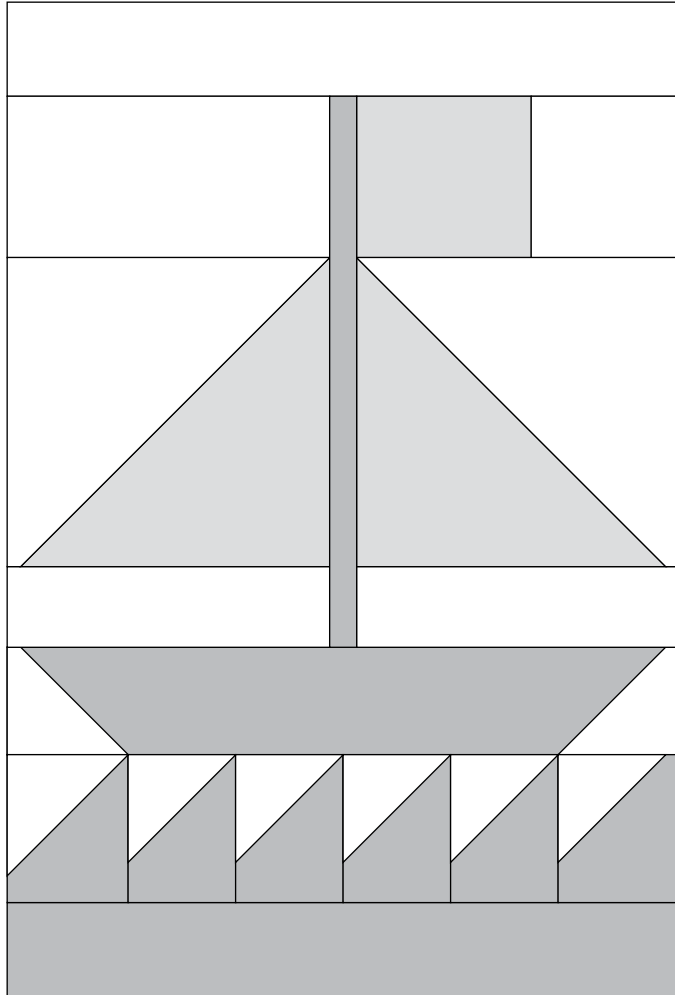
## Cutting

<p><b>Flag</b> 1-3¾" x 3½" rectangle</p>	<p><b>Boat</b> 1-12½" x 2½" rectangle</p>	<p><b>Background</b> 1-12½" x 2" rectangle 1-6¾" square cut in half once on the diagonal to make 2 half-square triangles 1-6¼" x 3½" rectangles 2-6¼" x 2" rectangles 1-3" x 3½" rectangle 8-2½" squares</p>
<p><b>Sails</b> 1-6¾" square cut in half once on the diagonal to make 2 half-square triangles</p>	<p><b>Waves and Water</b> 6-2½" x 3¼" rectangles 1-12½" x 2" rectangle</p>	
<p><b>Mast</b> 1-1" x 10¾" rectangle</p>		



# moda Be My Neighbor

Block 14 is 12" x 18" finished.

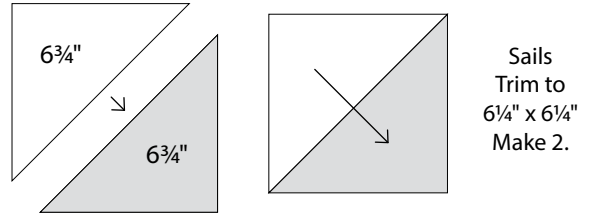


moda

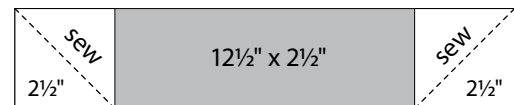
## Construction

Use  $\frac{1}{4}$ " seams. Press in the direction of the arrows in the diagrams.

- 1 Sails**  
Join  $1-6\frac{3}{4}$ " sail half-square triangle and  $1-6\frac{3}{4}$ " background half-square triangle as shown. Make 2.



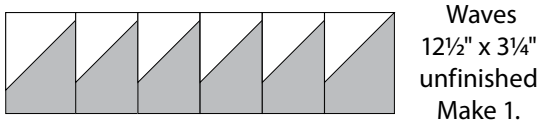
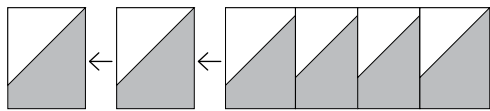
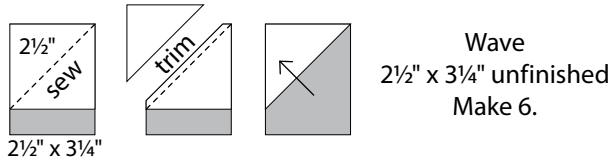
- 2 Boat**  
Draw a diagonal line from corner to corner on the wrong side of  $2-2\frac{1}{2}$ " background squares. Layer a  $2\frac{1}{2}$ " marked background square, right sides together, on  $1-12\frac{1}{2}$ " x  $2\frac{1}{2}$ " boat rectangle as shown. Sew on the diagonal line. Trim  $\frac{1}{4}$ " from the sewn line. Press to reveal the triangle. Repeat on the the opposite end of the same rectangle.



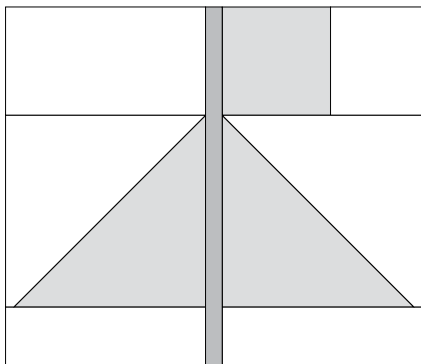
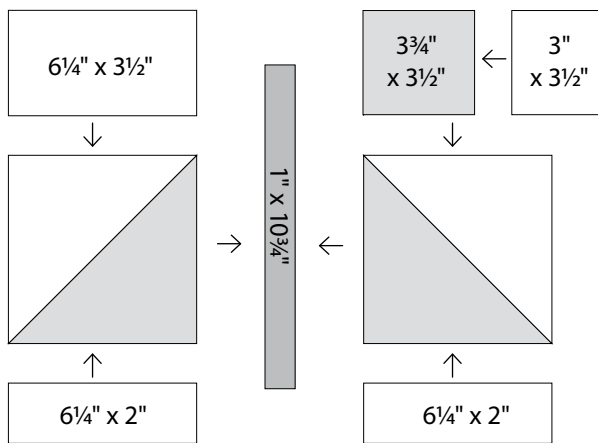
Boat  $2\frac{1}{2}$ " x  $12\frac{1}{2}$ " unfinished

### 3 Waves

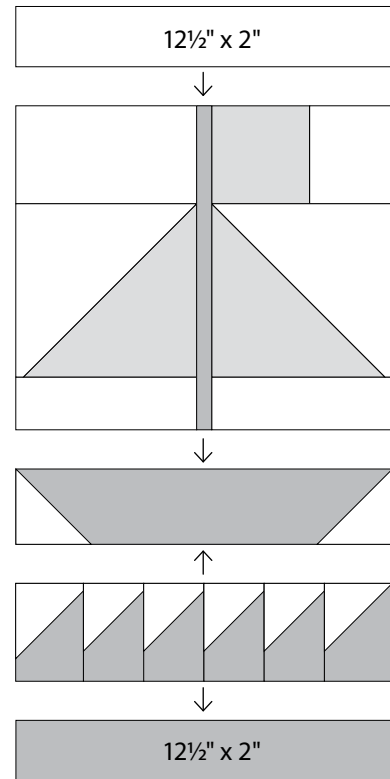
Draw a diagonal line from corner to corner on the wrong side of 6-2½" background squares. Layer a 2½" marked background square, right sides together, on 1-2½" x 3¼" wave rectangle as shown. Sew on the diagonal line. Trim ¼" from the sewn line. Press to reveal the triangle. Join the 6 waves.



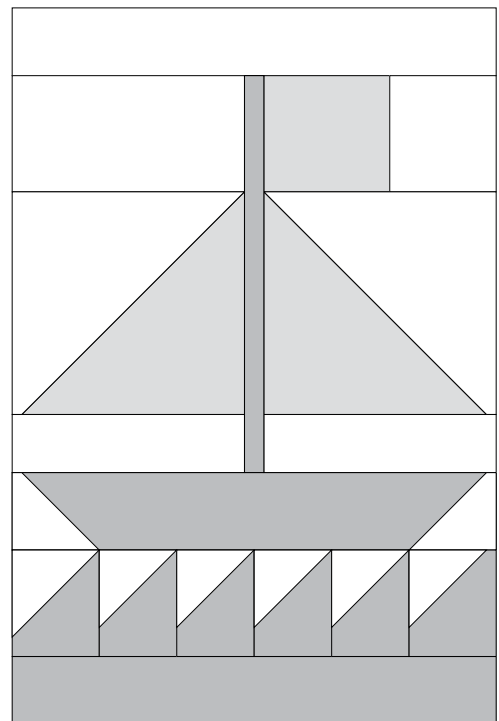
### 4 Assemble flag and sail.



### 5 Assemble the block as shown.



*moda*



Block 14  
12½" x 18½" unfinished