



14472 Molly Pitcher Hwy
Greencastle PA 17225
Mon., Tue. & Fri.: 9 a.m. - 5:00 p.m.
Wed. & Sat.: 9 a.m. - 3 p.m.
Thur.: 9 a.m. - 8 p.m.
Phone: (717) 597-0051



Summer Sale

We're making room in our warehouse for new machines coming this fall. Get our lowest pricing ever on these models!

July 1- 31, 2018

- Babylock**
- Destiny II
 - Enlighten
 - Jazz
 - Katherine
 - Sofia 2
 - Rachel
 - Molly
 - Anna
 - Jane
 - BL9



Plus ... \$400 Rebate on Destiny II



- BERNINA**
- Old Style BERNINA 570
 - BERNINA 330
 - BERNINA 350
 - BERNINA 1150 Serger

Summer Class Schedule July - September 2018

To keep posted with the latest classes visit our website www.greencastlesewing.com.

Supply list for the classes are posted on line as well. Just click on the class and you should be able to see the supplies you will need for each class.

Inside this issue:

Westalee Event	2
Children's Classes	3
Project Classes	4
Tucker Classes	5
Project Classes	6
Trade-in Machines	6
Guide Class	7
Schedule	7
July Sale	8



FOR THE LOVE OF SEWING



BERNINA

made to create

Hello Good Friends and Customers,

We have a number of new classes and events scheduled for this quarter. Here's the list:

- Westalee Ruler Workshop
- Children's Classes
- Four Seasons Quilt
- Serger Bag Project
- Fruit Stand Hot Pads
- Catch All Caddy
- Applique Tea Towels
- Tucker University
- Tucker UFO
- Grand Illusion
- Pro-Stitcher Class
- Jelly Roll Rug

We also want to remind you we have a wide selection of experienced machines. Our selection changes nearly every day, so if you have a specific model you are looking for give us a call. See the current list on page 6.



Home on the Farm

Kits and fabrics available



Well Said



Handi Quilter Event
October 25, 26, & 27
More details will be posted to our website soon!

Address: 14472 Molly Pitcher Hwy, Greencastle PA 17225
Hours: Mon., Tue. & Fri.: 9 a.m. - 5:00 p.m.
Wed. & Sat.: 9 a.m. - 3 p.m. Thur.: 9 a.m. - 7 p.m.
Phone: (717) 597-0051

Email: curtis@mypersonalsewingstore.com
thegirls@greencastlesewing.com
krista@greencastlesewing.com
Website: www.greencastlesewing.com

September 4, 5, & 6

Westalee Ruler Trunk Show & Workshop

Trunk Show & Ruler Demonstration

Learn how easy it is to quilt your project with the Westalee Design ruler system. A live camera demonstration, trunk show and Power Point presentation includes a large variety of physical samples quilted with Westalee rulers. Learn the ABCs of ruler quilting on a domestic sewing machine with Westalee ruler quilting system.

Tuesday; Sept 4, 5:00-7:00

Class Fee: \$20



Hands On Learning!

Introduction to Ruler Work for Domestic Machines

Does free-motion quilting look scary? The Westalee Ruler System has opened up a whole new way of quilting on your home sewing machine. Learn to quilt with accuracy using the Westalee rulers.

In this class you will learn:


- ♦ Sewing machine setup - foot installation and tension
- ♦ Westalee Ruler System– ruler foot attributes, template designs & functions
- ♦ Ruler Work Technique– template guidelines & quilt marking guides

The second half of the class will focus on getting comfortable with the movement and positioning of the Westalee Rulers. Practice:

- ♦ Straight Lines
- ♦ Curves
- ♦ Clamshells
- ♦ And more!

All Brands Welcome!

**Wednesday; Sept 5
Or
Thursday; Sept 6
9:00-4:00
Class Fee: \$79
(Lunch provided)**



Geraldine began her quilting journey with a church group in 2006. Since then, she has made many quilts and is a member of Virginia Star Quilters, Stafford Piecemakers, and Fredericksburg Modern Quilt guilds. She enjoys sharing her passion for the art of quilt making with lectures, demos and workshops on free-motion quilting at guilds, quilt shops, retreats and at her home church, where she leads a sewing and quilting ministry. As a talented educator for Westalee Design ruler system, Geraldine has a very busy teaching schedule.

Guide Class Schedule

These classes are free to our customers.
Come as often as you wish. Call **(717) 597-0051** to reserve your seat.
Please bring your sewing machine or serger
and attachments to your guide class.

Bernina Sewing Machines

Models	Class Description	Date	Time
All Bernina Sewing Machines	Machine Basics	Sat. July 21 Mon. Aug. 20	1:00pm 1:00pm
All Bernina Sewing Machines	Creative Quilting	Sat. July 28 Mon. Sept. 3	1:00pm 1:00pm
All Bernina Sewing Machines	Decorative Sewing	Sat. Aug 4 Mon. Sept. 10	1:00pm 1:00pm
Bernina Embroidery Machines	Embroidery Basics Layout, Hooping, Stabilizers	Sat. Aug 18 Mon. Sept. 17	1:00pm 1:00pm

Babylock Sewing Machines

Models	Class Description	Date	Time
Babylock Top-of-the-Line	Machine Basics	Thurs. July 19 Wed. Aug. 22	5:30pm 1:00pm
Babylock Top-of-the-Line	Advanced Sewing	Thurs. July 26 Wed. Sept. 12	5:30pm 1:00pm
Babylock Mid-Line & Basic	Machine Basics	Thurs. Aug. 2 Wed. Sept. 19	5:30pm 1:00pm
Babylock Mid-Line & Basic	Advanced Sewing	Thurs. Aug. 9 Wed. Sept. 26	5:30pm 1:00pm
Babylock Embroidery	Embroidery Basics	Thurs. Aug. 16 Wed. Oct. 3	5:30pm 1:00pm

Serger Machines

Models	Class Description	Date	Time
Sergers with Tensions	Mastering your Serger	Wed. July 25	1:00pm
Sergers without Tensions	Serging at its Best	Mon. July 30 Sat. Sept. 1	1:00pm 1:00pm
Evolution, Ovation, & Triumph	Chain & Cover Stitch	Mon. Aug 6 Sat. Sept 15	1:00pm 1:00pm
Serger Feet	Serging Ahead with Extra Feet	Fri. Sept. 21	1:00pm

Software Classes

Class	Class Description	Date	Time
Bernina Software	Understanding your software	Fri. Sept. 14	10:00am
Floriani Software	Understanding your software	Fri. Sept 28	1:00pm
Pro-Stitcher Software	Understanding your software	Sat. Aug 25	10:00am


Babylock Top of the Line

- ♦ Destiny II
- ♦ Unity
- ♦ Journey
- ♦ Crescendo
- ♦ Aria

Babylock Mid-line & Basic

- ♦ Soprano
- ♦ Lyric
- ♦ Katherine
- ♦ Presto II
- ♦ Rachel
- ♦ Molly
- ♦ Anna
- ♦ BL9
- ♦ Aventura II
- ♦ Accord
- ♦ Verve

With the exception of guide classes, most classes require supplies. Download the supply list from our website or stop by our store to pick it up so you can be sure to have what you need for the class.



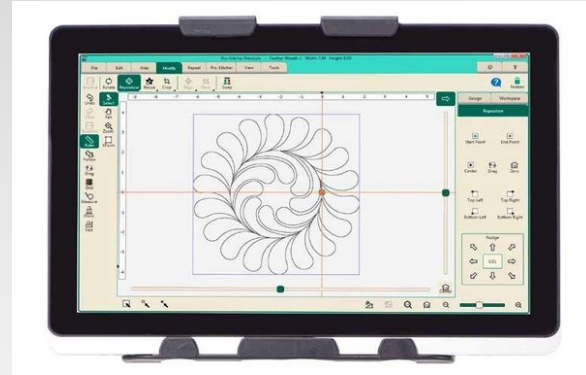
Class Policy

1. To register for our classes, we require class fees to be paid at least one week ahead.
2. Stop by our store and ask for a supply list so you can be sure to have what you need for the class.
3. If we do not receive enough sign ups for a class, we will refund your money or credit that amount toward another class or any purchase in our store.
4. To receive a full refund on a class fee, please let us know one week before the first class.

Cropping in Pro Stitcher

Pro Stitcher's cropping features will dramatically enhance your quilting. In this class you will learn how to isolate a specific element in an existing design to create a new pattern. We will also use the cropping feature to crop out an edge to edge pattern around an applique, embroidery, or focus block.

Curtis Diller
Saturday; Sept 22, 10:00-12:00
Class Fee: **FREE**



You do not have to own Pro Stitcher to come to this class. It's open to everyone.

Help Appreciated!

Join us in Sewing "Little Angel Gowns"

Come help us transform donated wedding gowns into "Little Angel Gowns". Not for brides, but for the little babies who never get the chance to come home with their families. These are donated to both hospitals and funeral homes around the country so parents have something both special enough and small enough to lay their precious bundle to rest in. We can't take away the pain of losing a child, but we hope the angel gowns help parents with the grieving process and provide them a small sense of comfort.

Help is needed cutting out, sewing, serging and embellishing the gowns. You will be able to choose a part you feel most comfortable doing. Bring a finger food to share for lunch.

Thursdays, July 26, Aug. 30, Sept. 27
Time: 10:00 - 4:00

For more information on the angel gowns: Google [Little Angel Gowns](#)



Pre- Owned Machines

We have a wide selection of trade in machines. All machines are serviced before they are sold. Call us for pricing.

~BERNINA~

-Artista 150
-Artista 165
-Artista 180
-BERNINA 1260
-BERNINA 1300dc
-BERNINA 590
-BERNINA 930
-BERNINA 1130

~Babylock~

-Crescendo
-Ellure+
-Esante
-Flourish
-Jazz
-Katherine
-Sashiko 2

~Pfaff~

-Coverlock 3.0
-Creative 2144
-Expression 3.0

~Husqvarna Viking~

-Platinum 750
-Quilt Designer II
-Diamond

~MISC.~

-Brother 2500D
-Janome Compulock Serger
-Funlock 006D
-Elna 940 (4 needle)

~LongArm Quilting Machines~

-Juki TL-2200QVP 18" Longarm 10' frame
-Pfaff P3 18" Longarm 10' frame with Butler Quilting system

ALL DESIGNS IN STOCK ON SALE!

Special Buy!!

Purchase 1 design, get 30% off!

All additional designs 40% off!

(No special orders, applies to our in stock designs only)

July 1-31, 2018

ANITA B
GOODESIGN

Pickle Pie
DESIGNS

Dakota Collectibles

25% OFF
JULY ACCESSORY SPECIAL

Reverse Pattern Foot
with Clear Sole #34*



Provides a
perfect view of
the stitching
and needle area
for precision
sewing.



made to create **BERNINA**

*Offer valid July 1-31, 2018 at any participating BERNINA Store. Offer good for 25% off one (1) BERNINA Reverse Pattern Foot with Clear Sole #34. Cannot be replaced with any other offer. Not valid on previous purchases. Taxes are not included in the total purchase calculation. Cannot be redeemed for cash. Some exclusions may apply. Subject to availability. Available while supplies last. Offer limited to the residents of the 50 United States only.

Summer Sew Fun

Children LOVE to sew!!! Bring children ages 7 and up, for a fun morning of learning. They will learn the basics of operating a sewing machine, cutting out a pattern, and more. Each child will complete a project just in time to take along home!

Tuesday, July 17, 9:30 - 12:00 - Art Caddy
Friday, July 27, 9:30 - 12:00 - Patchwork Purse
Friday, Aug 3, 9:30 - 12:00 - Doll Apron
Tuesday, Aug 7, 9:30 - 12:00 - Skirt
Taught by the Stitch-N-Time Staff

Class fee: \$25 each

No previous sewing experience needed! Sewing machines, fabric kits, and snacks will be provided.



Art Caddy



Doll Apron



Patchwork Purse



Skirt



Four Seasons

Join this embroidery class featuring Anita Goodesign's Four Seasons embroidery collection. Betsy will teach you step by step from layering the fabrics on the background, to applique, embroidery and more. During the first class you will learn all you need to know to complete the quilt on your own. We are offering the extra classes in case you wish for more help or just enjoy the company of others.

Betsy Miller

Tuesday; July 24, 10:00-4:30

Class Fee: \$20

Optional classes; Aug. 14, & Sept. 11, 10:00-4:30

Class Fee: \$10 per class

Four Seasons design pack is required for class.



Quilt As You Go, Table Runner, Placemats or Mug Rugs

Learn how easy it is to create a table runner, placemats or mug rugs using June Tailors quilt-as-you-go, pre-printed cotton batting. Combine quilt-as-you-go with easy piece-by-number construction to complete your project in no time. Choose between a table runner, placemats or mug rugs, the techniques are all the same.

Krista Diller

Thursday; Aug 2, 1:00-4:00

Class Fee: \$15



Jelly Roll Rug

Create the antique rug look using a modern technique with a jelly roll strip set and batting. Quilters and home decorators will both enjoy this project.

Susan Anderson
Friday; Aug. 10, 10:00-4:00
Class Fee: \$45



Serger Gift Bag

Your serger is like a microwave for sewing. It gets the job done fast!!! Gain confidence with your serger while making a draw string gift bag. We will use the overlock stitch to construct the bag, and then use the rolled hem to create your own wire ribbon! Fill the bag with sewing notions as a gift for one of your "stitch-y" friends. This class is for anyone who owns a Babylock air thread serger.

Jewel Hurst
Friday; Aug. 17, 1:00-4:00 PM
Class Fee: \$25



Fruit Stand Hot Pads

These hot pads are as sweet as they are simple to make! The whole project is made entirely in the hoop– the applique, the quilting and even the chenille. Perfect for all machine embroiderers.

Kaitlyn Bricker
Thursday; Aug. 23, 10:00– 3:00
Class Fee: \$40 (includes \$30 design pack)



Catch All Caddy

Catch All Caddy is a sturdy organizer with lots of easy-to-access pockets and bellowed inner dividers to hold all your supplies and tools. There is an outer zippered pocket for small personal items on the go. The comfortable padded handles make carrying easy and they fall flat against the tote for easy access to the interior of the tote. It can be used for sewing, a nursery, bathroom, office, or car. It also would make a terrific gift for someone special.

Margie Moats
Thursdays; Sept. 13,
9:30-12:00
Sept. 20, 9:30-4:00
Class Fee: \$45



Bear & Cabin Applique Tea Towels

Create a whimsical two-towel set complete with a cabin, evergreen trees, and a bear while learning to applique with your sewing machine.

Margie Moats
Thursday; Sept. 13, 1:00-4:00
Class Fee: \$15



Tucker Classes

We are privileged to have two talented Deb Tucker certified educators teaching at our store. This means more options for you. And yes, we love the Deb Tucker rulers and piecing methods.

Tucker University

Tucker University is a monthly technique class featuring Deb Tucker rulers. Each class will focus on the use of a different tool. These hands on classes will give you experience with the technique of the month as well as provide you directions on how to make up to 30 unique blocks using that tool. Just imagine all of the options you will have and let the creativity begin. Each class is stand alone, so if you only have a few techniques you have been wanting to master, no problem. This class is perfect for all levels of quilters.

Kimberly Flannagan
Saturdays; 10:00-2:00
Aug 11- Split Rects
Sept 8– Diamond Rects
Class Fee: \$30 per class



Tucker UFO Day

Carol has decided to use the summer to catch up on all of those UFO's. This class is for all those Studio 180 Design quilts you have started and haven't finished. They can be from any Studio 180 Design quilt. This will give you a chance to 'review' how to use your Tucker tools or to just give you some quality sewing/finishing time surrounded by other quilters. Class begins at 10:00 and continues until 4:00. If you cannot commit to a whole day, feel free to come and go at your convenience.

Carol Gibson-Weik
Thursday; Aug 9, 10:00-4:00
Class Fee: \$15



Grand Illusion

Have you been admiring the beautiful quilt that has been hanging in the shop for months now? Would you like to make one of your own? Come join Kimberly and learn how to make this quilt. It gives the optical illusion of using advanced skills, but actually is not difficult at all. This design gives the "illusion" of being made up of blocks that are then set on point, but once Kimberly shows you how the quilt is constructed, you will see the "illusion" come to life. No set in seams, nothing on point, everything is simple and easy.

Kimberly Flannagan
Saturday; Oct 13, 10:00-3:00
Class Fee: \$40

