



Above and Beyond Creative Sewing *"beyond your expectations!"*

We are an authorized Pfaff, Baby Lock, Tin Lizzie, Singer
and BERNINA sewing dealer.

We specialize in making sewing **FUN!**

Our Move is Finished!

Visit us at
38 N Middletown Rd
Nanuet



Bring in this newsletter
and get \$5 off your purchase
of \$10 or more.

-Limit one per household-

Above and Beyond Creative Sewing

38 North Middletown Road
Nanuet, NY 10954
(845) 623-4313

www.creativesewingshops.com

SPRING CLASSES 2018

SPRING 2018 CLASS SCHEDULE

Beginners Sewing



Learn all of the basics of sewing in this fun, simple class. Take the stress away from teaching yourself. This 12-hour class starts at the beginning where you will learn about fabrics and thread, how to thread your machine,

and basic terminology. By the end of the sessions you will be comfortable at your machine and have a nice pair of pajamas too! Machine and supplies are required.

No experience needed-All welcome

Tuesdays, January 9, 16, 23, 30 and
February 13 and 20 OR

Tuesdays, March 13, 20, 27 and
April 10, 17, and 24, 7-9 pm

Embroidery Workshop

Learn basics and techniques in a group sewing atmosphere! Make fun projects from Anita Gooddesign, Kimberbell, OESD, and more. By working with others and sharing a machine you can advance your embroidery skills. Everything is supplied, even the machine.



All Embroiderers Welcome!

Fourth Monday or Thursday each month
- assorted times -

\$25 / Instructed by Diane Linhart

Premier +2 Winter Pillow



In this lesson we will learn to modify Super Designs, add lettering and adjust embroidery layers. We will start in the **Premier** Create module and take our adjusted design back to Premier Extra to learn a few more

tricks there. **Premier +2 Ultra** required.

Beginner Software

Thursday, January 18

Mac: 10 am-12 noon

PC: 1-3p m

\$20 / Instructed by Diane Linhart

Destiny Basics 1

Who needs a little more help getting to know the icons and what they do on the Destiny? We will go over resizing, grouping, adding multiple designs and how to add a stipple quick and easy! Learn how to add one of the new decorative stitch fills from **IQ Designer** to your existing design, saving and deleting designs from your jump drives, and much much more. Pen or pencil required for taking notes.



Beginner Embroidery/Machine All Destiny Owners

Wednesday, January 24, 10 am-12 noon

\$20 / Instructed by Diane Linhart

Destiny Basics 2

If you took **Destiny Basics 1** let's continue with part 2! We will go over font editing, color visualizer, mono-chroming and color sorting. Play with the camera to add a design and much, much more. Pen or pencil required for taking notes.



All Destiny Owners

Wednesday, January 24, 1-3 pm
\$20 / Instructed by Diane Linhart



Ron and Diane's Help Desk

Have questions about your machine or sewing software? Bring them during this class! Demonstrations on the *Love of Sewing* will be conducted, but you can ask any other questions too. This is an open forum to keep you up to date and sewing!

Any make or model machine or software questions are welcome.

Thursday, February 1, 1-3 pm
Saturday, May 12, 1-3 pm



Beginners Sewing II

If you know some basics but want help to boost your confidence join Dolores and get things moving! Choose from basic patterns like a skirt, shirt, or pants and make your dream a reality. You get to choose what you make and we help keep you on track. Machine required



Strong basic sewing

Wednesdays, January 24 and 31 OR
February 21 and 28 OR
March 14 and 21
7-9 pm

\$50 / Instructed by Dolores Koonin

Tuffet

Join Diane to create your own custom tuffet, fit for a queen! Add a little spice to your decor with this fun footstool. The pre-printed interfacing will help us with perfect placement. Kit required includes all hardware to finish your tuffet, you get to choose your own fabrics. Sewing machine required.



All sewing levels

Saturday, January 27, 10 am- 5 pm
\$60 / Instructed by Diane Linhart

Premier +2 Word Sculpt

There are a lot of creative things that can be done with the abundance of embroidery fonts found in the software. In this exercise we will use the new **Premier +2** Word Sculpt Wizard to create shapes of words to fit in a specific area. Windows and Mac welcome! **Premier +2 Extra** or **Ultra** required.



Beginner Software

Monday, January 29
Mac: 10 am to 12 noon
PC: 1-3 pm

\$20 / Instructed by Diane Linhart

Machine Embroider by Number: Heart

These in-the-hoop pieced hearts are great to use in many ways: pin cushions, mug rugs, mini quilt blocks, hot pads and more. Try hanging your heart from an iron stand! This heart is sure to add to your Valentines Day collection of decorations. \$9.99 CD required.



Beginner Embroidery

Monday, January 29, 7-9 pm OR
Monday, February 5, 1-3 pm

\$25 / Instructed by Diane Linhart

Superbowl Pillow

Game On! **Football Bench Pillow**. Check out the newest release in Kimberbell's popular Bench Pillow Series! Choose your favorite rival team fabrics and give a whole new meaning to the words pillow fight! Come join the fun with Diane as you sew, embroider and learn how to do multiple hoopings. \$44.98 kit required with pillow form and designs.



Beginner Embroidery

Saturday, February 3, 10 am-4 pm
\$25 / Instructed by Diane Linhart

Premier +2 Windows: Split Letter Appliqué Monogram

In this lesson we'll use **Premier +2 Create** to build a split appliqué letter. We then use **Premier +2** embroidery to add lettering and assemble the finished design. Premier +2 Ultra for Windows required.

Beginner Software

Friday, February 9, 10 am-12 noon
\$20 / Instructed by Diane Linhart





JANUARY 2018



S	Monday	Tuesday	Wednesday	Thursday	Friday	Saturday
	1	2 Jillianne 7-9 pm	3	4 Jillianne 10 am-12 noon	5 Icon Owners 2 10 am-1 pm	6 Owners 10 am-2 pm
7	8 Sewing Club 4-6 pm 7-9 pm	9 Beginners Sewing 7-9 pm	10 Owners 10 am-2 pm	11 Embroidery Club 4-6 pm	12	13
14	15 Embroidering with Diane 10 am-3 pm	16 Icon Owners 1 10 am-1 pm Beginners Sewing 7-9 pm	17 Owners Classes 4-8 pm	18 Winter Pillow 10 am-12 noon 1-3 pm Sewing Club 4-6 pm	19 Embroidering with Diane 10 am-3 pm	20 Embroidering with Diane 10 am-3 pm
21	22 Embroidery Workshop 10 am-12 noon 1-3 pm	23 Beginners Sewing 7-9 pm	24 Destiny Basics 1 10 am-12 noon Destiny Basics 2 1-3 pm Owners 2:30-6:30 pm Beginners Sewing 7-9 pm	25 Embroidery Workshop 6:30-8:30 pm	26 Wonderfil Show & Tell 10 am-12:30 pm 2-4:30 pm	27 Tuffet 10 am-4 pm
28	29 P+2 Word Sculpt Mac: 10 am-12 noon PC: 1-3 pm Embroider by Number: Heart 7-9 pm	30 Icon Owners 2 10 am-1 pm Beginners Sewing 7-9 pm	31 Beginners Sewing 7-9 pm			

Embroidery Workshop

- * Learn new embroidery techniques
- * We provide everything - even the machine!
- * Try new things with embroidery
- * Only \$20 - pick one of three sessions each month





FEBRUARY 2018



S	Monday	Tuesday	Wednesday	Thursday	Friday	Saturday
				1 Jillianne 10 am-12 noon Help Desk 1-3 pm Embroidery Club 7-9 pm	2 Owners 10 am-2 pm	3 Superbowl Pillow 10 am-4 pm
4	5 Embroider by Number: Heart 1-3 pm	6 Jillianne 7-9 pm	7	8 Embroidery Club 4-6 pm Embroidery Workshop 6:30-8:30 pm	9 P+2 Split Applique 10 am-12 noon	10 Owners 10 am-2 pm
11	12 Embroidering with Diane 10 am-3 pm Sewing Club 4-6 pm 7-9 pm	13 IQ New Fills 10 am-1 pm Beginners Sewing 7-9 pm	14 Owners 10 am-2 pm	15 Sewing Club 4-6 pm 7-9 pm	16 Embroidering with Diane 10 am-3 pm	17 Embroidering with Diane 10 am-3 pm
18	19 Owners 1-5 pm	20 Beginners Sewing 7-9 pm	21 Beginners Sewing II 7-9 pm	22	23	24
25	26 Embroidery Workshop 10 am-12 noon 1-3 pm	27 Owners 5-9 pm	28 Beginners Sewing II 7-9 pm			

Embroidery Club

- * Use all of your embroidery functions
- * Learn proper hooping
- * Try new things with embroidery

Only \$25 per class

Sewing Club

- * Learn new techniques
- * Use new fabrics and try new feet
- * Only \$75 for up to 12 classes!



MARCH 2018



S	Monday	Tuesday	Wednesday	Thursday	Friday	Saturday
				1 Jillianne 10 am-12 noon Embroidery Club 7-9 pm	2 Kimberbell Kitchen 9 am-4:30 pm	3 Kimberbell Kitchen 9 am-4:30 pm
4	5 Embroidered Bags 7-9 pm	6 Jillianne 7-9 pm	7	8 P+2 Encore 10 am-12 noon 1-3 pm Embroidery Club 4-6 pm	9 Icon Owners 1 1-5 pm	10 Long Arm Support 10 am-12 noon
11	12 Sewing Club 4-6 pm 7-9 pm	13 Embroidered Bags 10 am-12 noon Beginners Sewing 7-9 pm	14 Beginners Sewing II 7-9 pm	15 Sewing Club 4-6 pm 7-9 pm	16 Embroidering with Diane 10 am-3 pm	17 Embroidering with Diane 10 am-3 pm
18	19 Embroidering with Diane 10 am-3 pm	20 Beginners Sewing 7-9 pm	21 Beginners Sewing II 7-9 pm	22 Embroidery Workshop 6:30-8:30 pm	23 Paper Piecing 10 am-12 noon Icon Owners 2 1-5 pm	24
25	26 Embroidery Workshop 10 am-12 noon 1-3 pm	27 Beginners Sewing 7-9 pm	28	29	30 Paper Piecing 10 am-12 noon	31

Long Arm Support Group

Long arm quilting is so different from regular sewing!
We have a class just for these interesting machines.
The techniques we teach will work on most any type
of long arm machine, either on the frame or as a sit down.





APRIL 2018



S	Monday	Tuesday	Wednesday	Thursday	Friday	Saturday
1 	2	3 Jillianne 7-9 pm	4	5 Jillianne 10 am-12 noon Embroidery Club 7-9 pm	6 Embroider by Number: Kite 10 am-12 noon	7 IQ Pineapple 10 am-12 noon
8	9 Sewing Club 4-6 pm 7-9 pm	10 Beginners Sewing 7-9 pm	11	12 Summer Dress 10 am-3 pm Embroidery Club 4-6 pm	13 Summer Dress 10 am-5 pm	14
15	16 Embroidering with Diane 10 am-3 pm	17 Beginners Sewing 7-9 pm	18 One Block Wonder 10 am-2 pm Embroider by Number: Kite 7-9 pm	19 Sewing Club 4-6 pm 7-9 pm	20 Embroidering with Diane 10 am-3 pm	21 Embroidering with Diane 10 am-3 pm
22	23 Embroidery Workshop 10 am-12 noon 1-3 pm 6:30-8:30 pm	24 Beginners Sewing 7-9 pm	25	26	27	28
29	30					



Embroidering with Diane

- * Work on extended embroidery projects
- * Each month pick one of three sessions



MAY 2018



		1 Jillianne 7-9 pm	2 One Block Wonder 10 am-12 noon	3 Jillianne 10 am-12 noon Embroidery Club 7-9 pm	4 Wonderfil Techniques 10 am-1 pm 2:30-5:30 pm	5 Dot Dot Don't 10 am- 4 pm
6	7 P+2 Super Designs Mac: 10 am-12 noon PC: 1-3 pm	8 IQ New Fills 6-8 pm	9	10 Busy Bees 10 am-1 pm Embroidery Club 4-6 pm	11 Icon Floating Scarf 10 am-1 pm	12 LongArm Support 10 am-12 noon Help Desk 1-3 pm
13	14 Embroidering with Diane 10 am-3 pm Sewing Club 4-6 pm 7-9 pm	15	16	17 Busy Bees 10 am-1 pm Sewing Club 4-6 pm 7-9 pm	18 Embroidering with Diane 10 am-3 pm	19 Embroidering with Diane 10 am-3 pm
20	21 Embroidery Workshop 10 am-12 noon 1-3 pm	22	23	24 Busy Bees 10 am-1 pm Embroidery Workshop 6:30-8:30 pm	25	26 MEMORIAL DAY store closed
27	28 	29	30 One Block Wonder 10 am-12 noon	31		

LET THREADUCATOR KAY CAPS CROSS TEACH YOU -

Metallics! Super Light Threads! Embroidery Threads!

Each Registration includes a thread kit valued at \$39.99

Friday, May 4, 10-1 or 2:30-5:30

Limited seating - Register today

Only \$20!



Premier +2 Quilted Encore Designs



In this lesson we'll use a simple corner design with the **Encore** tools to build a coordinated collection of embroidery designs. Take these new designs to a whole new level. **Premier +2 Extra** or **Ultra** required.

Beginner Software

Thursday, March 8
Mac: 10 am-12 noon
PC: 1-3pm

\$20 / Instructed by Diane Linhart

Long Arm Support

Share your experiences with other long armers. Bring show and tell for questions, or just come and absorb! After group "therapy" a short program will be planned.

March - Ruler Work
May - Automation



Saturdays, March 10 OR May 12
10 am-12 noon

\$25

Instructed by Ron Linhart and Missy Mulligan

Kimberbell Kitchen Event



Come to this two-day event and relax. Play with different embroidery techniques and ideas. When you arrive at a Kimberbell event, you'll receive an exclusive sewing bag completely filled with Kimberbell fabric, paper tape, ribbon, buttons, and more to make six amazing event projects. We'll even cut the stabilizer for you! Class fee includes six kits, lunch, and snacks. Limited seating, call now!

All embroiderers welcome

Friday and Saturday, March 2 AND 3, 10
am-4:30 pm

\$120 / Instructed by Diane Linhart

IQ Designer Fills

Join Diane as you discover all the new fills in **IQ Designer**. You will learn how to take a fill and turn it in to something totally unique. Even learn to create free standing lace! Create it and stitch out a sample.



Babylock

Destiny II with the latest upgrade required!

Beginner Embroidery/Machine

Tuesday, February 13, 10 am-1 pm OR
Tuesday, May 8, 6-9 pm

\$30 / Instructed by Diane Linhart

Embroidering with Diane

Attention all Embroiderers! Spend the day with Diane and sew your own Anita Gooddesign projects. Starting with the new "Mariners



Compass" project by Anita Gooddesign you will learn the techniques AND finish the project! Once a month we will embroider until the project is done. After that the participants will pick the next project. Students will need to own the embroideries they use. A great deal and a great deal of fun!

Beginner Embroidery

One Monday, Friday or Saturday a month
10 am-3 pm

\$20 / Instructed by Diane Linhart

Embroidering Bags

Have you tried to embroidery on a store-bought tote or were you afraid to try




it? Join Diane as you go through how to hoop the bag and which stabilizers and needles to use. Hopefully this class will make you into a Embroidery Guru.

Beginner Embroidery/Machine

Monday, March 5, 7-9 pm
Tuesday, March 13, 10 am-12 noon
\$25 / Instructed by Diane Linhart

Paper Piecing Spring Tulips

Join Kathi to make this paper-pieced tulip quilt. Learn the basics of paper piecing and become an expert in no time. An easy to follow pattern almost guarantees great results. \$6 pattern required.




Beginner Paper Piecing

Fridays, March 23 and 30,
10 am-12 noon

\$40

Instructed by Kathi Kruk



Machine Embroider by Number: Kite

Who is ready for Spring?

This in-the-hoop pieced kite is great to use in many ways; as a pin cushion, mug rug, mini quilt block, hot pad or more. Try hanging your kite from an iron stand!

Who wants to fly/make a kite with Diane? \$9.99 CD required.



Beginner Embroidery

Friday, April 6, 10 am-12 noon OR
Wednesday, April 18, 7-9 pm
\$25 / Instructed by Diane Linhart

IQ Pineapple Appliqué Tea Towel

Welcome your guest with this whimsical tea towel. It is easy to turn artwork into a fun appliqué using the **IQ Designer** for the **Destiny II!** Fabrics can make this colorful project a cute accessory to any home or a great gift for anyone.



Beginner Embroidery/Machine

Saturday, April 7, 10 am-12 noon

\$25 / Instructed by Diane Linhart

One Block Wonder Quilt



One great fabric + one block = One Stunning Quilt! Let Kathi show you how to transform a large print fabric into a stunning quilt using this proven technique. \$24.99 book required.

All sewing levels


Wednesdays, April 18, 10 am-2 pm AND
May 2 AND 30
10am-12 noon

\$60 / Instructed by Kathi Kruk



Summer Dress

Learn to make an easy to fit, flattering summer dress that is comfortable and cute. Skip the zipper and add elastic shirring to make the back "adjustable." Tips for neck facings that lay flat, finishing armholes neatly, and serging raw edges will be covered while sewing this scoop neck sleeveless dress. You should leave this class with most of the dress completed. Please visit the shop after March 15 to determine the dress size before coming to class.



Beginners Sewing

Thursday, April 12, 10 am-3 pm AND

Friday, April 13, 10 am-5 pm

\$100 / Instructed by Merrie Wilent

Busy Bees Table Topper

I'm sure you will enjoy making this adorable quilted and embroidered table topper from Kimberbell Designs. Lets sew, embroider and even quilt together as we make this one of a kind creation. The Kimberbell "Cuties" design CD has been specially digitized for perfect placement on the table topper every time! No special tools are needed for making certain the appliqués are in the right places and "on point" in each corner. \$9.99 CD and \$19.99 Kimberbell "Cuties" book required.



Beginner Sewing/Embroidery

Thursdays, May 10, 17, and 24
10 am-1 pm

\$80 / Instructed by Diane Linhart

Creative Icon: Stitch by Stitch Scarf



Create a beautiful handcrafted scarf with the new **Pfaff creative icon** sewing and embroidery machine. You will love using the new patented stitch techniques and the new bi-level foot as you make this creative scarf. This is a fun and easy project

that everyone is sure to enjoy wearing with their favorite outfit! **Pfaff creative icon** required.

Beginner Sewing and Embroidery/Machine

Friday, May, 10 am-1 pm

\$30 / Instructed by Diane Linhart

Wonderfil Threads Technique Workshop

Join us for an exciting three-hour workshop packed with hands-on free motion and decorative stitching! Learn to use specialty threads featuring **Spotlite™** metallic thread, **DecoBob™** 80wt super fine thread, and **Mirage™** embroidery thread. Every Registration includes a sample kit of thread valued at \$39.99. Register now for a morning or afternoon session. Featuring WonderFil Threaducator Kay Capps Cross.

All skill levels



Friday, May 4

10 am-1 pm OR 2:30-5:30 pm

\$20 includes thread kit

Instructed by Kay Capps Cross

Wonderfil Threads Dot, Dot... Don't Quilt

Raw-edge Appliqué on Drunkard's Path Block. Create a lap quilt embellished with



decorative stitching in this exciting full day workshop! Featuring metallic thread, 80wt super fine thread, and embroidery thread, learn to utilize specialty threads in any project. Register now for an exciting workshop session. Featuring WonderFil Threaducator Kay Capps Cross.

All Skill Levels

Saturday, May 5, 10 am-4 pm

\$60 / Instructed by Kay Capps Cross

Premier +2 SuperDesigns- Margin and Placement Line

SuperDesigns have undergone a great transformation! There are so many more options than ever before. Join Diane as you explore the ins and outs of the SuperDesign Tab. Premier +2 Ultra required.

Beginner Software

Monday, May 7

Mac: 10 am-12 noon

PC: 1-3 pm

\$20

Instructed by Diane Linhart

