

Cloth Carousel

FABRIC  FIBER  FUN!

150 Parker Street, Suite B
Vacaville, CA 95688

Daily 10am-5pm
Thursdays until 8pm

707-327-0734

info@clothcarousel.com

www.ClothCarousel.com

March 2023

Event Schedule

What's New

...and other distractions

Behind the scenes

Owning and working at a small business is fun. We get to work with great customers that provide endless inspiration. What you don't often see is what goes on behind the scenes, so I thought I'd give you a little peek.


During the last rain storm the roof leaked (again). This time it ran down the outer wall and under some cabinets spreading four feet into the room. Paul used our rug shampooer to suck up the water multiple times a day. The roofer was called and they cleared the drain and caulked the heck out of the roof, the window sill, and anywhere else they thought the water might be coming in. And ugly caulking, too. They didn't even try to make it look pretty. Not my building so I probably shouldn't care. (Not looking forward to this next series of storms, and we're not taking the shampooer home just yet.)

Then there are the gremlins. Each morning we find stuff on the floor: panels (we know it's the hooks that finally give way and detach from the cabinets...but why only at night?); bolt clips (those little silver clips we use to secure fabric on the bolt) spring off the fabric anytime, day or night, but more so at night. This week we found our stuffed butterfly on the floor, probably taking a nap. Our guess is she was tired from either flipping around the Malabrigo yarn so the tags were hanging out the front of their cubbies or from pushing the Cascade 220 Superwash back into the cubbies so they no longer looked nice and neat. But even the round balls of yarn don't wait until the overnight gremlins get involved...they just pop out of their cubbies at all times of the day.

What these gremlins don't do overnight is dust, vacuum, check the bathrooms, wash the dishes, or make any attempt to help with the many other non-glamorous tasks that need to be done that most of you never see. And they NEVER refill the chocolate. *Adina*



Seaside batiks




Moda **BIAS**
quilters Bias binding
THATCHED
ROBIN PICKENS



QUILT RUSH 2023

I SPOT A QUILTER



Northern California's
23rd Annual Quilt Shop Hop

APRIL 20-23, 2023

Thursday-Saturday 10am-6pm
Sunday 10am-4pm

March

Did you know?? You can click on the class name or picture and it'll take you to the class signup page on our website.

Q UFO with Pattie
 Instructor: Pattie Macy
March 2 or 23 (Thursday) 11:00am-3:00pm
 \$25 per session (Check online for more dates)



Unidentified Flying Object?? Nope! UNFINISHED object! Have an unfinished project you want to complete? Come finish it up with Pattie Macy!

K Knitting Help with Annette
 Instructor: Annette Blandin
Mar 7 (Tuesday), 1:30pm-3:30pm
 \$25 per session (Check online for more dates)



Need a little extra help getting through that knitting project? Annette's here to help! Come to her with a problem from one of her classes or any project your working on! Sweaters, hats,

Q Finish it with Annette
 Instructor: Annette Blandin
Mar 9 (Thursday), 10:30am-2:30pm
 \$25 per session (Check online for more dates)



Annette will help you finish up those projects that are ready to be done! Any quilt that is giving you problems she can help with! She can solve it all! Join this four hour class and Finish It!

Q Accuquilt Go! Getters
 Instructor: Adina Schwerdtfeger
Mar 14 (2nd Thursday)
 1:30pm-4:00pm or 5:30pm-8:00pm
 \$20 per session (Check online for more dates)



A club focusing on AccuQuilt Go! cutters, dies, and the variety of projects you can do. Each month will feature tips & tricks on getting the most out of your AccuQuilt Go! Cutter. March topic is the Go! Qube system. Includes a free Go! pattern, door prizes, and, of course, Fun! You do not have to own a Go! cutter to participate in this club...but I'm pretty sure you'll want one once you see how "better cuts make better quilts"®. #ccgogetters


Additional benefit of taking a class at Cloth Carousel:
 10% off class supplies AND
 10% off your entire purchase* the day of class.
*some exclusions apply

C Crochet Basics: Sampler Scarf
 Instructor: Adina Schwerdtfeger
Mar 15 (Wednesday), 5:30pm-8:00pm
 \$25 plus pattern & supplies



This beautiful scarf lets you practice three basics stitches - double crochet, half double crochet and single crochet - in a simple repeating pattern that will have you feeling confident in your crochet abilities in no time!

H Beginning Hand Embroidery
 Instructor: Pattie Klimek
Mar 18 (Saturday), 10:30am-2:30pm
 \$50 plus supplies



Only 2 spaces left!

Learn the basic stitches and how to get started on an embroidery project. Pattie supplies linen fabric with a pre-printed sampler pattern that incorporates the basic stitches in five different stitch groups: straight, looped, fill, crossed, and knot.

Q Building Blocks of Improv Quilting
 Instructor: Susan Sprague
Mar 19, Apr 2, 16 (3 Sundays)
 10:30am-4:30pm
 \$190 plus book and supplies



New Use and advance your piecing skills to create and combine exciting improv building blocks: skinny lines, squiggly lines, curved shapes, spirals and many more unique improv components. Then put all those new things together to create a small quilt that is uniquely yours.

Register for classes in the shop, by phone, or on the website.
 Payment must be made at time of registration.

Class Supplies. Unless specifically indicated, the price of the class does NOT include the required pattern/book or project supplies (fabric, yarn, etc.). Please refer to the class supply list prior to attending the class as there is often homework assigned.

[Visit our online class listing for additional class policies.](#)

March & April

Did you know?? You can click on the class name or picture and it'll take you to the class signup page on our website.

Q Nine Patch with a Twist Quilt

Instructor: Joanne Dalton

Mar 22 (Wednesday), 10:30am-4:30pm

\$55 plus supplies



New

This quilt is a twist on 9 patch squares and 9 patch rectangles. It is really fun how they intertwine to create 72" X 80" quilt with any 2 1/2" strips. It pops with a large variety of colors.

K Finish that Knit/Crochet Project!

Instructor: Jardee Worcester

Mar 26 (Sunday), 2:00pm-4:00pm

\$25 per session

(Check online for more dates)



**FINISH THAT
KNIT OR
CROCHET
PROJECT**

Need help with a project? Come finish it with Jardee. Bring in your problem projects for troubleshooting or if you just want the moral support.

S Kids Sewing: Easter Egg Pillow

Instructor: Melissa Draper

Apr 7 (Friday), 4:00pm-7:00pm

\$50 plus supplies



New

Kids 8 and up will have a great time building their sewing skills while creating their own bright and colorful Easter Egg! This is a beginner project, so kids of all skill levels are welcome. Price includes all supplies for this class! Kids will get to choose from a wide array of colorful fabric strips.

H Crayon Tint Embroidery: Sunflower

Instructor: Pattie Klimek

Apr 15 (Saturday), 10:30am-1:30pm

\$35 plus supplies



This class will teach you the crayon tint technique along with a pretty summer sunflower embroidery pattern. If you have beginning embroidery experience this is the class for you.

Q Party Crackers Quilt

Instructor: Joanne Dalton

Apr 15 (Saturday), 10:30am-4:30pm

\$65 plus pattern & supplies



New

A quilt that could fit any theme depending on the colors you choose! Plus, easy star points.


C Vintage Crocheted Blanket

Instructor: Adina Schwerdtfeger

Apr 19 (Wednesday)

2:00pm-4:30pm or 5:30pm-8:00pm

\$30 plus pattern & supplies



Expand your crochet skills by creating this familiar looking chevron with a modern twist. Available in multiple sizes and color combinations. Suitable for the confident beginner.

S Beginning Sewing: Lined Apron

Instructor: Melissa Draper

Apr 22 (Saturday), 10:30am-4:30pm

\$60 plus supplies



New

If you want to learn the basics of sewing, this is the class for you! Join Mel and learn to make this basic lined apron. The goal of this class is to build your confidence in sewing fundamentals. This class is for absolute beginners, no sewing experience is necessary. A copy of the free pattern will be provided to students at class.

Q Color Demystified: Creating a Color Palette (lecture)

Instructor: Susan Sprague

Apr 26 (Wednesday), 6:00pm-7:30pm

\$25





















New

Color selection can be the most enjoyable part of making a quilt. Come join us for this lecture full of tips from our very own Susan who will help you create a color palette based on colors you already love!



More classes...save the date:

-  [Little Stitchers: Tiny Tote](#), 4/27
-  [Bento Box Quilt](#), 4/28
-  [Corner Play Quilt](#), 4/30
-  [Square Neck Top](#), starts 5/6
-  [Singer Featherweight Maintenance](#), 5/7
-  [Learn to Crochet, Part 1: Stitches](#), 5/17
-  [Hypnotized Quilt](#), 5/20
-  Log Cabin Quilt in a Day Quilt, 5/24
-  [Learn to Crochet, Part 2: Pattern](#), 5/24
-  [Let the Fabric do the Work lecture](#), 5/24
-  Beginning Quilt Making, starts 6/4
-  English Paper Piecing: Hexies, 6/4
-  Color Workshop, 6/9
-  Circle Back Quilt, 6/10
-  Visible Mending, 6/17
-  Comments on Color lecture, 6/21
-  Garden Path Quilt, 6/24
-  Beg. Sewing: Zipper Pouch, 6/25

Just for the fun of it!

Free Sew
(preregistration required)
Mar 5, 7, 18, 24, 26,
28, 29 10:30am-4:30pm
maximum 4 sessions
per person

THURSDAY NIGHT HAND STITCHING

Until 8pm

*Quiet stitching,
joyful conversation*

Knitting, crochet,
embroidery, applique,
hand binding

TAKING CARE OF YOUR TOOLS IS IMPORTANT!

SEWING MACHINE
MAINTENANCE AND REPAIR
ON ALL BRANDS.

Domestic machine service starts at \$119
Longarm machine service starts at \$169



LAB **R**ADO
— F O R G E —

SCISSOR SHARPENING
drop off at shop before
1st Wednesday
of each month
\$14—knife-edge scissors
\$15—pinking shears
Mar 1 / Apr 5



@clothcarousel
#fabricfiberfun



Social Justice Sewing Academy Workshops

Mar 10, 12, 10:00am-5:00pm
(Check online for more dates)